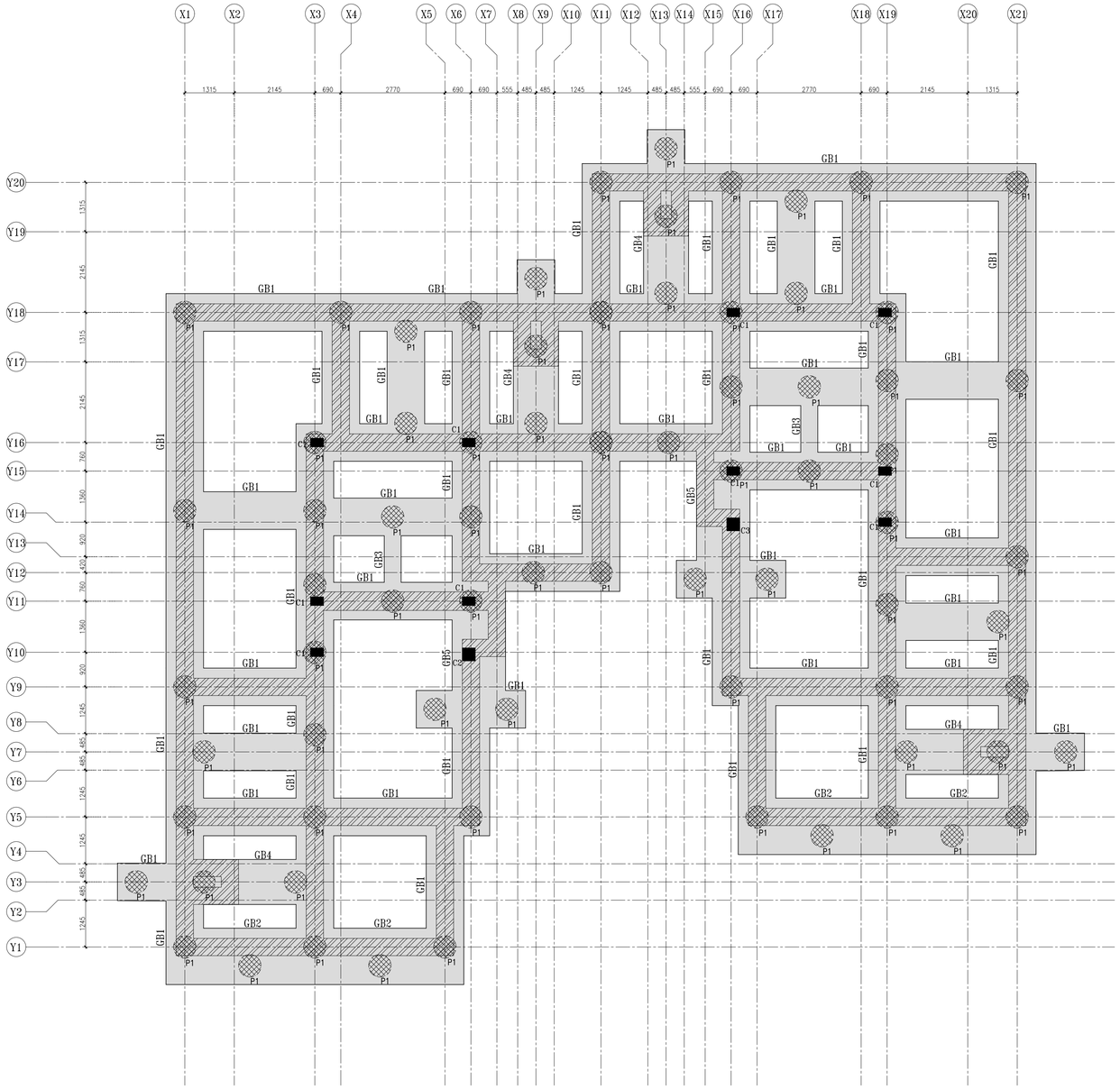

GRADE BEAM LAYOUT

COLUMN SCHEDULE

COLUMN	SIZE
C1	230X345
C2	230X230
C3	345X345

GRADE BEAM SCHEDULE

BEAM	SIZE
GB1	1000X600
GB2	1500X600
GB3	450X600
GB4	1200X600
GB5	1420X600

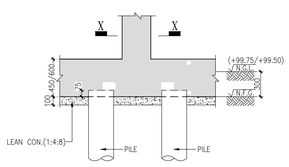

TYP. FOOTING DETAIL OF COLUMN C1/C2/C3/C4

SECTION X-X (COLUMN-C1)

SECTION X-X (COLUMN-C2)

SECTION X-X (COLUMN-C3)

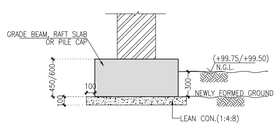

TYPICAL SECTION OF GRADE BEAM, RAFT SLAB OR PILE CAP

THIS DRAWING IS THE PROPERTY OF VINOD SHAH Consulting Engineers Pvt. Ltd. AND NOT TO BE COPIED OR USED WITHOUT THEIR PERMISSION.

NOTES:

DETAIL	REMARKS
REFERENCE	ALL DIMENSIONS TO BE CHECKED AND CORRELATED WITH ALL RELATED DRAWINGS AND ANY AMBIGUITY SHALL BE IMMEDIATELY BROUGHT TO THE NOTICE OF THE ENGINEERS BEFORE COMMENCEMENT OF THE WORK.
DIMENSION	ALL DIMENSIONS ARE MM AND LEVELS ARE IN METER. ALL DIMENSIONS ARE TO BE READ AND NOT TO BE MEASURED.
FOUNDATION/ PILES	PILING WORK TO BE DONE AS PER IS 2911-2010 INITIAL AND ROUTINE TEST OF PILES TO BE CARRIED OUT AS PER IS 2911 (Part-04)-1985 FILLING ON BOTH SIDES OF WALL WHEN REQUIRED SHALL BE BALANCED IN STAGES AND LAYERS.
MASONRY SPEC.	ALL MASONRY WALLS SHALL BE CONSTRUCTED FROM BURNT CLAY BRICKS UPTO SILL LEVEL WITH MIN. CRUSHING STRENGTH OF 7.5 N/mm² ON GROSS AREA UNLESS OTHERWISE SPECIFIED BRICK MASONRY SHALL BE BEDDED WITH CEMENT : SAND MORTAR IN PROPORTION OF 1:4 UNLESS OTHERWISE SPECIFIED.
CSE BLOCK MASONRY SPEC.	ALL CSEB MASONRY WALLS SHALL BE CONSTRUCTED FROM COMPRESSED STABILIZED EARTH BLOCK WITH MIN. CRUSHING STRENGTH OF 7.5 N/mm² ON GROSS AREA UNLESS OTHERWISE SPECIFIED CSEB MASONRY SHALL BE BEDDED WITH CEMENT : SAND MORTAR IN PROPORTION OF 1:4 UNLESS OTHERWISE SPECIFIED. PROM TEST IS RECOMMENDED TO ENSURE THE EFFICIENCY OF MASONRY WALL AGAINST COMPRESSED STABILIZED EARTH BLOCK
CONC. SPEC.	ALL CONCRETE MIX M25 UNLESS OTHERWISE SPECIFIED.
REINFORCEMENT	⊞ INDICATES TMT STEEL (Fe 5000) OF YELD STRENGTH 500 N/mm²
COVER	CLEAR COVER TO MAIN STEEL IS AS FOLLOWS PILES : 50 mm PILE CAP : 60 mm GRADE BEAM : 30 mm FOOTINGS : SIDES & TOP 50 mm BOTTOM 50 mm COLUMNS & PEDESTALS : 40 mm BEAMS & LINTELS : 30 mm SLABS : 25 mm
LAPS/ SPLICES	LAP LENGTH IS FIFTY TIMES BAR DIAMETER
LEGENDS:	COLUMN/WALL STARTS FROM THIS LEVEL COLUMN/WALL STOPS AT THIS LEVEL

FOR TENDER PURPOSE ONLY

No.	Date.	Remarks.

Revisions

Date	Prints	Issued to	Date	Prints	Issued to

Distribution of Prints

Consultants

- **Structural Consultants** VINOD SHAH Consulting Engineers Pvt. Ltd.
- **Services Consultants** DBHMS
- **Landscape Consultants** Earthscapes Consultancy Pvt Ltd
- **Road and Pathways Consultants** Arhmm Infra Consultants LLP

Project

Nalanda University, Rajgir, Bihar

Title

STRUCTURAL G.A. DRAWINGS OF GRADE BEAM LAYOUT & DETAILS FOR STUDENT HOUSING (TYPE-05)

Dealt : HS
Checked : AJ
Scale : 1:50, 1:25
Date : 09/06/2016

Drawing No.
NUC- RSH - S - A.5.2

VASTU SHILPA CONSULTANTS
Architects I Planners I Urban Designers

'Sangath', Thaltej Road, Ahmedabad - 380054
Phone: 079 - 27454537 Fax: 079 - 27452006
www.sangath.org e-mail: vsc@sangath.org