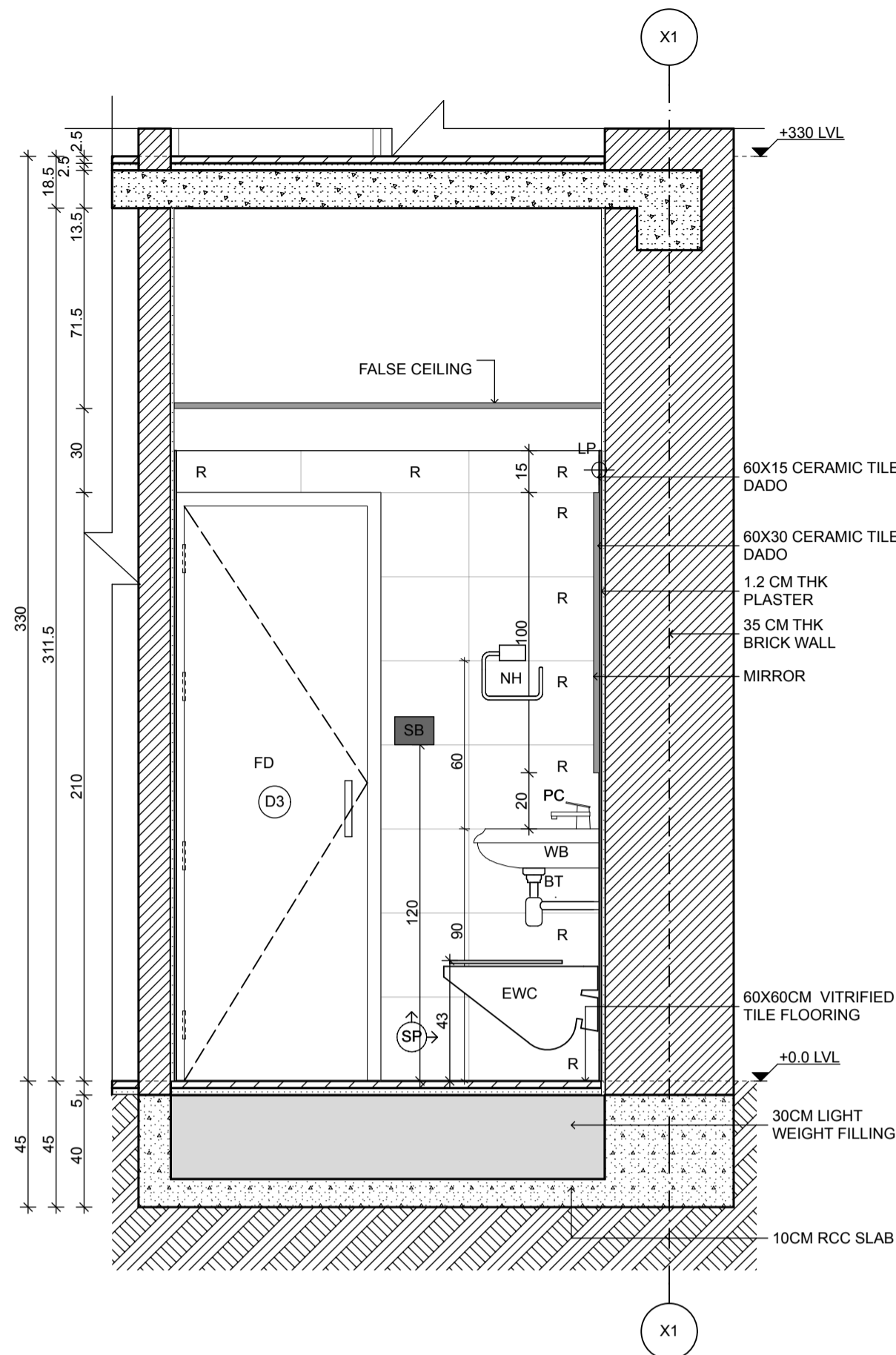
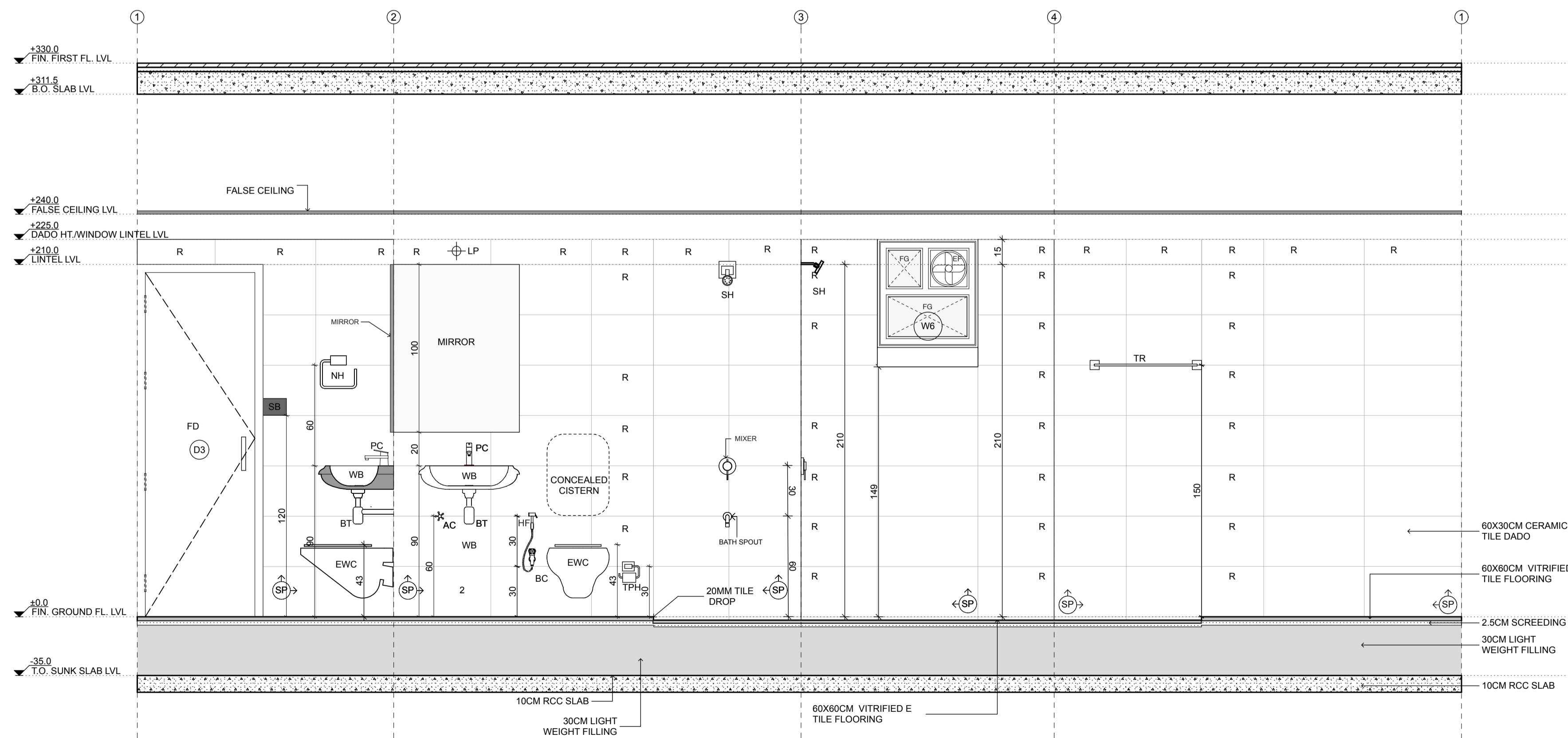


**1 TYPE 1-BEDROOM TOILET PLAN**  
SCALE - 1:20



**2 SECTION 1.1**  
SCALE - 1:20



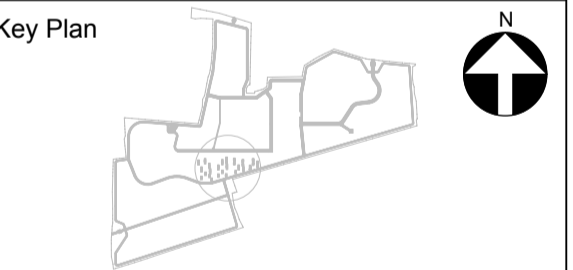
**3 UNFOLDED ELEVATION**  
SCALE - 1:20

**NOTES**  
1. ALL DIMENSIONS SHALL BE CHECKED AND CO-RELATED WITH THE STRUCTURAL DRAWINGS AND ANY AMBIGUITY SHALL BE IMMEDIATELY BROUGHT TO THE NOTICE OF THE ARCHITECT BEFORE COMMENCEMENT OF THE WORK.  
2. ALL DIMENSIONS ARE IN CENTIMETERS UNLESS AND OTHERWISE SPECIFIED.  
3. ALL LEVELS ARE FINISHED LEVELS.  
4. ALL MARGINS, CLEARANCES ETC. REQUIRED AS PER BYE-LAWS SHOULD BE CHECKED AND PROVIDED BY THE CONTRACTOR AND ANY DISCREPANCIES FOUND SHOULD BE IMMEDIATELY BROUGHT TO THE NOTICE OF ARCHITECT BEFORE COMMENCEMENT OF WORK.

DOOR SCHEDULE					
NO.	WIDTH (mm)	HEIGHT (mm)	THICKNESS (mm)	TYPE	APARTMENT TYPE
D1	100	205	25	SINGLE SHUTTER DOOR	1,2,3
D2	90	205	25	SINGLE SHUTTER DOOR	1,2,3
D3	75	210	25	SINGLE SHUTTER DOOR	1,2,3
D4	90	210	25	SINGLE SHUTTER DOOR	1,2,3
D5	100	200	25	M.S. GATE	1,2,3
DWC	300	311.5	25	SINGLE SHUTTER DOOR WITH CONCEALED POZZOLE	1
DWC	300	290	25	DOUBLE SHUTTER DOOR	1,2,3
DWC	180	225	25	DOUBLE SHUTTER DOOR	3
DWC	450	200	25	DOUBLE SHUTTER DOOR	1

WINDOW SCHEDULE					
NO.	WIDTH (mm)	HEIGHT (mm)	THICKNESS (mm)	TYPE	APARTMENT TYPE
W1	180	142.5	225	DOUBLE SHUTTER WOODEN WINDOW	1,2,3
W2	210	142.5	225	DOUBLE SHUTTER WOODEN WINDOW	1,2
W3	120	86.5	225	DOUBLE SHUTTER WOODEN WINDOW	1,2
W4	100	86.5	225	DOUBLE SHUTTER WOODEN WINDOW	1,2
W5	90	142.5	225	DOUBLE SHUTTER WOODEN WINDOW	3
W6	80	86.5	225	SINGLE SHUTTER WOODEN WINDOW	1,2,3
W7	300	270	17	DOUBLE SHUTTER WOODEN WINDOW	1
W8	100	208	17	DOUBLE SHUTTER WOODEN WINDOW	1
W9	120	208	17	DOUBLE SHUTTER WOODEN WINDOW	2
W10	120	108	142	FIXED WINDOW	1,2,3

TENDER DRAWINGS



- Consultants**
- Structural Consultants**  
VR SHAH Consulting Engineers
  - Services Consultants**  
DBHMS
  - Landscape Consultants**  
Earthscape Consultancy Pvt Ltd
  - Road and Pathways Consultants**  
Anmm Infra Consultants LLP

Project  
**NALANDA UNIVERSITY**

Title  
**FACULTY APARTMENT**

Toilet Detail

Dealt : Ziaur Rahman  
Checked : Janardhan  
Scale : 1:20  
Date : 06/12/15

Drawing No.  
NUC(1)-FAH - A.6.1

**VASTU SHILPA CONSULTANTS**  
Architects | Planners | Urban Designers

'Sangath', Thaltej Road, Ahmedabad - 380054  
Phone: 079 - 27454537 Fax: 079 - 27452006  
www.sangath.org e-mail: vsc@sangath.org