







































































NAME OF WORK: Light Fixture basket s at Permanent Campus of Nalanda University (Phase-I)

Sr. No.		Item Description	Product Code	Ref Image	Product Code	Ref Image	Product Code	Ref Image	Product Code	Ref Image	Product Code	Ref Image
		General Note: If any fault will be observed in any part of the fixture after Installation, the successful bidder will be responsible for its re-fitting.										
				Regent								
1	Round Surface Downlight Slim 24W	Supply & Testing of approx 22w to 25w Surface Mounted Round downlight with CCT of 4000±500k, Housing Aluminum Extrusion / die cast, with SDCM 5, shall have minium CRI of 80 & PF minimum 0.95 with Cover of translucent PC Diffused optics with full glow for soft down lighting. LED shall be from Cree/Nichia/Philips Lumi Leds/ Osram/Bridgelux/seoul. % THD shall not exceed 10% .surge protection minimum 2.5kv. Long life 50,000@L70. Height of the Fixture shall be maximum 100mm. Lumen package shall be minimum 2200 Lumens keeping 100lumen/watt minimum .Luminaires body screw from any side should not visable .	LED 3462		ADRASTIA D LED 2400-830 ET		Disano Fosnova make Pastilla ,surface mounted cylindrical slimmest downlight , 24W, IP65/IP54 and Ik07 protected , cri >80 , pf >0.9 , luminous flux maintenance @L70B50 ,100lm/W , 4000k CCT .					
2	Round Surface Downlight Slim 18W	Supply & Testing of approx 16w to 18w Surface Mounted Cylinder downlight with CCT of 4000±500k, Housing Aluminum Extrusion / die cast, SDCM 5, and shall have minium CRI of 80 & PF minimum 0.95 with Cover of translucent PC Diffused optics with full glow for soft down lighting. LED shall be from Cree/Nichia/Philips Lumi Leds/ Osram/Bridgelux/seoul. % THD shall not exceed 10% .surge protection minimum 2.5kv. Long life 50,000@L70. Height of the Fixture shall be maximum 100mm. Lumen package shall be minimum 1600 lumens keeping 100lumen/watt minimum .Luminaires body screw from any side should not visable .	LED 3462		ADRASTIA D LED 1800-830 ET		Disano Fosnova make Pastilla ,surface mounted cylindrical slimmest downlight , 18W, IP65/IP54 and Ik07 protected , cri >80 , pf >0.9 , luminous flux maintenance @L70B50 ,100lm/W , 4000k CCT .					
3	Cylinder Surface Downlight Slim 24w-with dali dimmable controller	Supply & Testing of approx 22w to 25w Surface Mounted Cylinder downlight with CCT of 4000±500k, Housing Aluminum Extrusion / die cast,SDCM 5 and shall have minium CRI of 80 & PF minimum 0.95 with Cover of translucent PC Diffused optics with full glow for soft down lighting. Fixture compliance with Dali dimmable driver. LED shall be from Cree/Nichia/Philips Lumi Leds/ Osram/seoul/bridgelux % THD shall not exceed 10% .surge protection minimum 2.5kv. Long life 50,000@L70. Height of the Fixture shall be maximum 200mm. Lumen package shall be minimum 2200 lumens keeping 100lumen/watt minimum .Luminaires body screw from any side should not visable .	LED 3462		ADRASTIA D LED 2400-830 ETDD		Disano Fosnova make Bowx ,surface mounted cylindrical downlight , 25W, IP40 and Ik07 protected , cri >80 , pf >0.95, luminous flux maintenance @L80B20 ,110lm /W , 4000k CCT .Dali dimm .					
4	Recessed round down light 15W	Supply & Testing of approx 14w to 18w recessed Mounted downlight with CCT of 4000±500k, Housing Aluminum Extrusion / die cast,SDCM 5 and shall have minium CRI of 80 & PF minimum 0.95 with Cover of translucent PC Diffused optics with full glow for soft down lighting. LED shall be from Cree/Nichia/Philips Lumi Leds/ Osram/bridgelux/seoul. % THD shall not exceed 10% .surge protection minimum 2.5kv. Long life 50,000@L70. Lumen package shall be minimum 1400 lumens keeping 100 L/watt minimum.	Sync		ADRASTIA LED 1500-830 ET		Disano Fosnova make Eco lex , recessed led downlight , 16W , cri>80, pf >0.9 , luminous flux maintenance @L70B50,100lm/W ,4000K CCT.					
5	Recessed round down light - 22W	Supply & Testing of approx 22w to 25w recessed Mounted downlight with CCT of 4000±500k, Housing Aluminum Extrusion / die cast, SDCM 5 & shall have minium CRI of 80 & PF minimum 0.95 with Cover of translucent PC Diffused optics with full glow for soft down lighting. LED shall be from Cree/Nichia/Philips Lumi Leds/ Osram/bridgelux/seoul % THD shall not exceed 10% .surge protection minimum 2.5kv. Long life 50,000@L70. Lumen package shall be minimum 2200 lumens keeping 100 L/watt minimum.	Sync		ADRASTIA LED 2400-830 ET		Disano Fosnova make Eco lex , recessed led downlight , 21W , cri>80, pf >0.9 , luminous flux maintenance @L70B50,100lm/W ,4000K CCT.					
6	Surfaced IP protection-utility 36W	Supply & Testing of approx 35 to 40W surfaced liner light incl of all required mounting Kit & CCT 5700±1000k, SDCM 5 and shall have minium CRI of 80 & PF minimum 0.95 with High quality PC/PMMA diffuser for glare free & uniform light distribution .LED shall be from Cree/Nichia/Philips Lumi Leds/ Osram/bridgelux/seoul. IP 65 protections and moisture proof. LED shall be from approved make only. % THD shall not exceed 10% .surge protection minimum 2.5kv.Long life 50,000@L70 . Lumen package shall be minimum 3500 lumens keeping 100 L/Watts minimum.	LED 6650		TRL OTA 3600-860 ET LED IP65 Batten in 4ft length 36W, 100Lm/W, 3600Lm, IP65, CCT 5700K, CRI>80, Service Life 50,000 Hrs		Disano Fosnova make micro liset professional led tubelight IP65/Ik08 protected ,32W ,5000k , cri >80 , Luminous flux maintenance 80%: 50.000h (L80B20),115lm/W system output .		A0455710D0			
7	4 Ft Decorative Batten	Supply & Testing of approx 18 to 24W surface LED Decorative Batten light incl of all required mounting Kit & CCT 4000±500k, SDCM 5, made of CRCA material & shall have minium CRI of 80 & PF minimum 0.95 with High quality diffuser for glare free & uniform light distribution . LED shall be from approved make only. LED shall be from Cree/Nichia/Philips Lumi Leds/ Osram/seoul/bridgelux, % THD shall not exceed 10% .surge protection minimum 2.5kv.Long life 50,000@L70. Lumen package shall be minimum 1800 lumens keeping 100 L/Watts minimum.	LED 5101		TSmart Linea F OTA 2200-830 ET 20w-LED Batten in 4ft length				B01840F0C0			
8	2 Ft Mirror Light	Supply & Testing of 9 to 12W -2ft LED Al batten with high efficiency Led light source having CCT of 4000±500k, SDCM 5, with anti-glare diffuser into a conventional batten with CRI of minimum 80 &PF minimum 0.95,LED shall be from Cree/Nichia/Philips Lumi Leds/ Osram/seoul/bridgelux, % THD shall not exceed 10%. Long life 50,000@L70 and surge protection minimum 2kv. LED shall be from approved make only. Lumen package shall be minimum 900 lumens keeping 100 L/Watts minimum.	LED 5101 600mm		TSmart Linea T OTA 1200-857 ET LED Batten in 2ft length 10W, 110Lm/W, 2200Lm, CCT 5700K, CRI>80, Service Life 50,000 Hrs		Disano make Borea Led 8w					
9	Bulk head-10W	Supply & Testing of approx 9 to 11W surfaced mounted wall light & CCT 5700±1000k, shall have minium CRI of 80 & PF minimum 0.95, SDCM 5, with epoxy white powder coated die cast aluminim housing with PC diffuser. IP 65 protections and moisture proof. LED shall be from approved make only. LED shall be from Cree/Nichia/Philips Lumi Leds/ Osram/seoul/bridgelux, % THD shall not exceed 10% .surge protection minimum 2.5kv.Long life 50,000@L70 . Lumen package shall be minimum 900 lumens keeping 100L/Watts minimum.	LED 9003		Bluk head IND D LED 900 - 840 ET 01 LED Bulk Head 10W, 100Lm/W, 1000Lm, CCT 4000K, CRI>80, Service Life 50,000 Hrs		-				Type: Wall mount light Wattage:10w Dimension:280x185x100mm CCT: 5700k Lumens:800lm IP Class: 65	
10	Decorative Splashproof Mirror Light 10 to 20 W	Supply & Testing of Surface-mounted 10 to 20W LED luminaires for wall mounting. For horizontal or vertical mounting. Length-optimised for tile and mirror dimensions.CCT 4000±500k, SDCM 5 and PC/PMMA diffuser. CRI of minimum 80 & PF minimum 0.9. Luminaire body of extruded aluminium, powder-coated. With integral cable channel on rear for cable routing with offset wall outlets. With end caps flat at front ends.,LED shall be from Cree/Nichia/Philips Lumi Leds/ Osram/seoul/bridgelux, It shall be suitable to mount in wet / uid area IP40 or better. Lumen package shall be minimum 1000 lumens keeping 100L/Watts minimum.% THD shall not exceed 10%.	Vella J		TRL-X F OTA 2000-830 ET		Disano make Borea Led 8w					
11	Wall Washer / Tree Up Lighter 10W-15W 300mmL	Supply, Installation & Testing of LED 10w-15wsurface-mounted luminaire for outdoor areas. Surface-mounted luminaire for outdoor wall, ceiling and floor mounting. with SDCM 7 and symmetrical wide angle light distribution. With glass cover, clear. Luminous efficiency of luminaire minimum 600 lumens keeping 60 lm/W minimum. correlated colour temperature (CCT) 4000±500k, general colour rendering index (CRI) Ra > 80. Mean rated service life L70@50,000 h. & PF minimum 0.95. Luminaire body of extruded aluminium profile and die-cast aluminium components. LED shall be from Cree/Nichia/Philips Lumi Leds/ Osram/seoul/bridgelux,With flush-fitting cover and integral LED unit. , highly weather resistant, powder-coated. Approx Dimensions L : 300 mm, IP66, IK05. %THD shall not exceed 10%.	Lumpad		TRILUX ANTARIS G1 -30				L01040F030			
12	Wall Washer / Tree Up Lighter 20W 600mmL	Supply, Installation & Testing of LED 18w-25wsurface-mounted luminaire for outdoor areas. Surface-mounted luminaire for outdoor wall, ceiling and floor mounting. with SDCM 7 and symmetrical wide angle light distribution. With glass cover, clear. Luminous efficiency of luminaire minimum 1080 lumens keeping 60 lm/W minimum. correlated colour temperature (CCT) 4000±500k, general colour rendering index (CRI) Ra > 80. Mean rated service life L70@50,000 h. & PF minimum 0.95. Luminaire body of extruded aluminium profile and die-cast aluminium components. LED shall be from Cree/Nichia/Philips Lumi Leds/ Osram/seoul/bridgelux,With flush-fitting cover and integral LED unit. , highly weather resistant, powder-coated. Approx Dimensions L : 600 mm, IP66, IK05. % THD shall not exceed 10% .	Lumpad		TRILUX ANTARIS G1 -60				L02040F030			
13	Wall Washer / Tree Up Lighter 35W-40w 1200mmL	Supply, Installation & Testing of LED 30w-45wsurface-mounted luminaire for outdoor areas. Surface-mounted luminaire for outdoor wall, ceiling and floor mounting. with SDCM 7 and symmetrical wide angle light distribution. With glass cover, clear. Luminous efficiency of luminaire minimum 1800 lumens keeping 60 lm/W minimum. correlated colour temperature (CCT) 4000±500k, general colour rendering index (CRI) Ra > 80. Mean rated service life L70@50,000 h. & PF minimum 0.95. Luminaire body of extruded aluminium profile and die-cast aluminium components. LED shall be from Cree/Nichia/Philips Lumi Leds/ Osram/seoul/bridgelux,With flush-fitting cover and integral LED unit. , highly weather resistant, powder-coated. Approx Dimensions L : 1200 mm, IP66, IK05. % THD shall not exceed 10% .	Lumpad		TRILUX ANTARIS G1 -120				L03040F030			

NAME OF WORK: Light Fixture basket s at Permanent Campus of Nalanda University (Phase-I)

Sr. No.		Item Description	Product Code	Ref Image	Product Code	Ref Image	Product Code	Ref Image	Product Code	Ref Image	Product Code	Ref Image
14	Walkover-10w	Supply, Installation, Testing & commissioning of LED Recessed -mounted IP67 8w-10wluminaire for outdoor walkover area With 15°55 DEG Beam angle light distribution. With Optically clear Toughened glass with excellent load bearing capacity.. Luminous efficiency of luminaire minimum 480 lumens keeping 60 lm/W minimum. Light correlated colour temperature (CCT) 4000±500k, SDCM 7 general colour rendering index (CRI) Ra > 80. & PF minimum 0.9. Luminaire body of extruded aluminium profile and die-cast aluminium,LED shall be from Cree/Nichia/Philips Lumi Leds/ Osram/seoul/bridgelux, components. With flush-fitting cover and integral LED unit. Colour of luminaire body anthracite, Approx Length 300mm. % THD shall not exceed 10% .	Strobe		ANTARES G1 30 WO						Type: Recessed Uplight (wall washer, walk over) Dimensions: L:300°W:68°H:31.5mm Wattage: 10W/m CCT: 3000K Beam angle:As per requirement IP Class: 67	
15	Walkover-20w	Supply, Installation, Testing & commissioning of LED Recessed -mounted IP67 18w-20wluminaire for outdoor walkover area With 15°55 DEG Beam angle light distribution. With Optically clear Toughened glass with excellent load bearing capacity.. Luminous efficiency of luminaire minimum 1080 lumens keeping 60 lm/W minimum. Light correlated colour temperature (CCT) 4000±500k, SDCM 7 general colour rendering index (CRI) Ra > 80. & PF minimum 0.9. Luminaire body of extruded aluminium profile and die-cast aluminium,LED shall be from Cree/Nichia/Philips Lumi Leds/ Osram/seoul/bridgelux, components. With flush-fitting cover and integral LED unit. Colour of luminaire body anthracite, Approx Length 600mm % THD shall not exceed 10% .	Strobe		ANTARES G1 60 WO						Type : Recessed Uplight (wall washer, walk over) Dimensions: L:600°W:68°H:31.5mm Wattage: 20W/m CCT: 3000K Beam angle:As per requirement IP Class: 67	
16	Foot Lights	Supply & Testing of Outdoor recessed mounted step light of approx 3 to 8W with IP 65 and highimpact resistance with integrated high efficient LED. 4000±500k, optice systel Asymmetrical light distribution for giving a narrow shaft of light through the slit,to mark passages and walkways. PF minimum 0.9, SDCM 7, with long life 50,000@L70 and minimim 2.5kv surge protection.Front side body color should be black powder coated only. The LED shall be from Cree/Nichia/Philips Lumi Leds/ Osram/bridgelux/seoul. Lumen package shall be minimum 270 lumens keeping 90 L/Watts minimum.% THD shall not exceed 10% .	LED 4601		LSTL IND LED 700-830ET		Disano make 1606 BOX , outdoor recessed mounted step light 6W ,IP65/IK08 protected , 4000k , pf >0.9, luminous flux maintenance @L70B50 , 100lm/W					
17	Ground Burial Light	Supply, Installation, Testing & Commissioning of approx 12w to 15W IP67 and high impact resistance Ground Burial Symmetrical Light Fixture and Housing made of aluminium housing and heat sink as required. Comes with Stainless steel cover.with CCT of 4000±500k, SDCM 7, Housing Aluminum Diecast, PF minimum 0.9 with toughen glass diffuser. LED shall be from Cree/Nichia/Philips Lumi Leds/ Osram/bridgelux/seoul. % THD shall not exceed 10%. surge protection minimum 3kv. Long life 50,000@L70. Lumen package minimum 1080 lumens keeping 90 L/watt minimum.	LED 7013		LGBL IND LED 1000-830 ET		Disano make 1872 midfloor , 13W , ground burial light , IP67/IK10 protected , housing in die cast aluminium , pf >0.9 , cri>80 , 105lm/W .4000k cct.		I01040U3T0			
18	Spike Light Landscape	Supply, Installation, Testing & Commissioning of approx 6w to 12W -IP65 and compact spot light for accent Lighting. Housing made of aluminium housing and Aluminium heat sink as required.Optical system consisting of clear glass with PC/PMMA lens, with CCT of 4000±500k, SDCM 7, PF minimum 0.9. LED . % THD shall not exceed 10%.LED shall be from Cree/Nichia/Philips Lumi Leds/ Osram/seoul/bridgelux,surge protection minimum 3kv. Long life,Lumen package minimum 540 lumens keeping 90 L/watt minimum.	LED 0149		DT 01 PL IND LED 1200-830 ET		Disano make Koala 1537 Es -6w, inground tree uplighter with spike,IP65/IK08 protected , housing in die cast aluminium, pf >0.95 , cri 80 , 4000k CCT .					
19	Outdoor Wall Mount Fixture - 35 Watts	Supply, Installation, Testing & Commissioning of high end approx 25 to 40W Wall / pole bracket / floor Mounted Decorative LED Spike Fixture Round in shape projector type, approx dimension of the fixture shall be 200x 275 x 100 mmwith SDCM 7, CCT of 4000±500k, Housing made of Pressure Aluminium Diecast with corrosion resistant powder coating, Minimum IP66, PF minimum 0.95 with heat resistant toughened glass cover. LED shall be from Approved make only. % THD shall not exceed 10%. surge protection minimum 2.5kv. Long life 50,000@L70. Driver shall be Silicon encapsulated mettalic isolated. Lumen,LED shall be from Cree/Nichia/Philips Lumi Leds/ Osram/seoul/bridgelux, Lumen package shall be minimum 2000 lumens keeping 80 L/Watts minimum. Beam angels shall be available from 10deg to 40 deg. The fixture shall be provided with adequet type of bracket & 3m clear height pole / base to fix on wall / pole / in ground as tree uplighter etc with same MOC & finish. It is preferable to have make in india fixture & in house facility of manufacturing driver, powder coating etc with NABL accredited lab since all accessories shall be same in finish & quality. Pole shall be B class GI Pole with Poder coating same as of fixture, shall have integral junction box with connector & MCBS as required for connection of cables.	COMFY		TRILUX MAKE DT IND POLE LIGHT				Gloss			
20	Outdoor updown lighter	Supply, Installation, Testing & Commissioning of approx 15 to 25W Wall Mounted Decorative LED Up down lighter Fixture with CCT of 4000±500k, SDCM 7, Housing made of Pressure Aluminium Diecast with corrosion resistant powder coating, Minimum IP66, PF minimum 0.95 with heat resistant toughened glass cover. LED shall be from Approved make only. % THD shall not exceed 10%. surge protection minimum 2.5kv. Long life 50,000@L70.LED shall be from Cree/Nichia/Philips Lumi Leds/ Osram/seoul/bridgelux, Lumen package shall be minimum 2000 lumens keeping 80 L/Watts minimum. Beam angels shall be available from 10deg to 40 deg. The fixture shall be provided with adequate type of bracket.	LED 7017		DT IND 20 WALL LIGHT							
21	Underwater lights	Supply, Installation, Testing & Commissioning of approx 20w to 40W IP68 and high impact resistance Underwater Asymtirical / Symatrical Light Fixture and Housing made of Stainless steel 316 with Toughened glass .with CCT of 4000±500k, SDCM 7, PF minimum 0.9 with toughen glass diffuser.LED shall be from Cree/Nichia/Philips Lumi Leds/ Osram/seoul/bridgelux. % THD shall not exceed 10%. surge protection minimum 3kv. Long life 50,000@L70. Lumen package minimum 1400 lumens keeping 70 L/watt minimum. This item shall include Supply of required Junction box & interconnection conduits from JB to light fixture etc.	In-Aqua LED 7040		DT LP MONO RM -830 ET S							
22	Any kind of Special Decorative Fixtures Recess Surface Wall	Supply, Installation, Testing & Commissioning of approx 12w to 18w Surface/Recess/wall mounted- Light fixture with CCT of 4000±500k, Housing Aluminum Extrusion/CRCA die cast, shall have minium CRI of 80 & PF minimum 0.95 with Cover of translucent PMMA/PC/Glass. Diffused optics with full glow for soft down lighting. LED shall be from Cree/Nichia/Philips Lumi Leds/ Osram/seoul/bridgelux. % THD shall not exceed 10%. surge protection minimum 2.5kv. Long life 50,000@L70. Lumen package shall be minimum 960 lumens keeping 80lumen/watt minimum .Luminaires body screw from any side should not visable. SDCM shall not more than 5. Fixture selection will be subject to sample approval by client & architect consultants keeping above specs as base.	Wall light		Onpiana IND D07 OTA25 1000-830 ET 01							
23	Any kind of Special Decorative Fixtures Pendent	Supply, Installation, Testing & Commissioning of Pendant Mounted luminaire with 35-45W LED system power, lumen package shall be minimum 3500 lumens keeping 100lumen/watt minimum, colour temperature of 4000±500k, CRI>80, SDCM 5, 230V constant current driver, 70% of luminous flux after 50,000 operating hours, energy efficient LEDs, direct light emission, aluminium housing with polyester powder coat aluminium white applied over a 5-stage pre-treatment, prismatic diffuser for glare-free uniform illumination, Electronic Control Gear, Protection class I, IP40, Approx Dimensions Ø = 530mm, H = 70mm, P = 900mm.LED shall be from Cree/Nichia/Philips Lumi Leds/ Osram/seoul/bridgelux. Fixture selection will be subject to sample approval by client & architect consultants keeping above specs as base. % THD shall not exceed 10% .	LED 0116		POLARONIQ H2 LED2000-830 ET							
24	Any kind of Table Reading Light	Supply, Installation,Testing Reading table/floor lamp based Pendant light fixture. system power: 60W-70w, direct + indirect or only direct or only indirect, lumen package shall be minimum 6000 lumens keeping 100lumen/watt, colour temperature of 4000±500k,SDCM 5 and 230V constant current driver, 70% of luminous flux after 50,000 operating hours; energy efficient LEDs, direct light emission, Protection class I,LED shall be from Cree/Nichia/Philips Lumi Leds/ Osram/seoul/bridgelux. Fixture selection will be subject to sample approval by client & architect consultants keeping above specs as base. % THD shall not exceed 10% .	LED 0803									
25	Special Downlight	Supply & Testing of LED Recessed spotlight 8-10W LED, lumen package shall be minimum 800 lumens keeping 100lumen/watt, CRI>80, SDCM 5, colour temperature of 4000±500k, 230V constant current driver, 70% of luminous flux after 50,000 operating hours, energyefficient LEDs, direct light emission, aluminium housing, polyester powder coat White applied over a 5-stage pre-treatment, clear glass, high-quality reflector, electronic control gear,Protection class II, IP40, Approx Dimensions Ø = 114mm, DA(Ø) = 108mm, H = 110mm % THD shall not exceed 10% .	LED0032									

NAME OF WORK: Light Fixture basket s at Permanent Campus of Nalanda University (Phase-I)

[illegible]