

**NALANDA UNIVERSITY**



**INTERIORS CONCEPT DESIGN  
INDICATIVE DESIGN & DRAWINGS**



## **A. OVERVIEW**

- Nalanda University Masterplan
- Programatic Zones

## **B. MODULAR DESIGN CONCEPT**

- Modular Furniture System
- Typical Cabin Table
- Partition Module System

## **C. ACADEMIC BLOCK**

- Overview
- Faculty Wings
- Classroom Wings
- Academic Blocks

## **D. ADMINISTRATION BLOCK**

- Overview
- International Relation Office
- Administration Wing

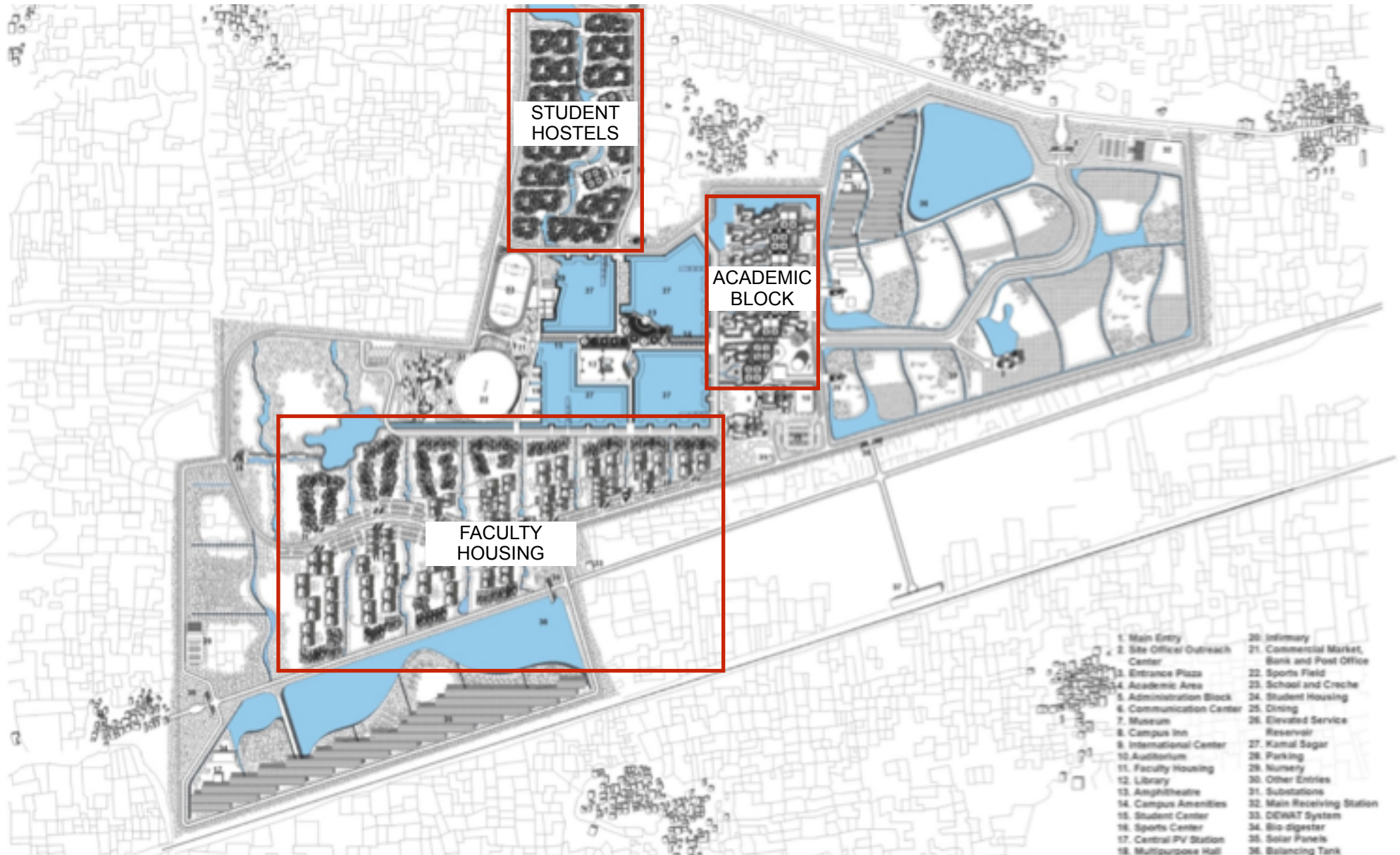
## **E. SIGNAGE AND WAY FINDING DESIGN**

- External Sign Types
- Internal Sign Types

## **A. OVERVIEW**

# OVERVIEW


# NALANDA UNIVERSITY MASTERPLAN



1	2	3	4	5	6
PUBLIC AMENITIES ZONE	FACULTY ZONE	CLASSROOM ZONE	ADMINISTRATION ZONE	FACULTY HOUSING ZONE	HOSTEL HOUSING ZONE
<ul style="list-style-type: none"> <li>• Reception Lobbies</li> <li>• Waiting Areas</li> <li>• Cafeteria</li> <li>• Lounge</li> <li>• Discussion Room</li> <li>• Security Cabins</li> </ul>	<ul style="list-style-type: none"> <li>• Director/ Dean Offices</li> <li>• Professor Offices</li> <li>• Ass. Professor Offices</li> <li>• Faculty Support Open Offices</li> <li>• PhD Cubicles</li> <li>• Conference, Meeting Rooms</li> </ul>	<ul style="list-style-type: none"> <li>• Auditorium (300 Seater)</li> <li>• Classrooms (75 Seater)</li> <li>• Classrooms (50 Seater)</li> <li>• Classrooms (32 Seater)</li> <li>• Discussion Rooms (20 Seater)</li> <li>• Tutorial Spaces</li> </ul>	<ul style="list-style-type: none"> <li>• Reception</li> <li>• Vice Chancellor's Office</li> <li>• Senior Administration Offices</li> <li>• Administration Open Offices</li> <li>• Meeting Rooms</li> <li>• Lounges</li> <li>• Conference/ Classroom</li> <li>• Utilities (Printer, Pantry, Storage)</li> </ul>	<ul style="list-style-type: none"> <li>• Bungalow</li> <li>• Typical Flat - Type A</li> <li>• Typical Flat - Type B</li> <li>• Typical Flat - Type C</li> </ul>	<ul style="list-style-type: none"> <li>• Students Hostel</li> <li>• Married Students Hostel</li> <li>• Dinning Hall</li> <li>• Cafeteria</li> <li>• Gymnasium</li> <li>• Laundromat</li> </ul>

# LOCAL CONTEXT

## WALL / CEILING



PLASTER PAINT



PLASTER PAINT



PLASTER PAINT




PLASTER PAINT



NALANDA  
CSEB BRICK




EXPOSED  
CONCRETE




TEAK WOOD



PIN BOARD  
LINOLEUM




WHITE BOARD  
LACQUERED  
WHITE GLASS




RIBBED GLASS


## FURNITURE



LAMINATE WHITE




LAMINATE YELLOW




TEAK WOOD




SKYBLUE FABRIC




GREEN FABRIC



BLUE FABRIC




BLACK FABRIC




BROWN FABRIC

# MATERIAL PALETTE


## FLOORING



CARPET



VITRIFIED TILE



TERRACOTTA TILE

## **B. MODULAR DESIGN CONCEPT**

## MODULAR DESIGN CONCEPT



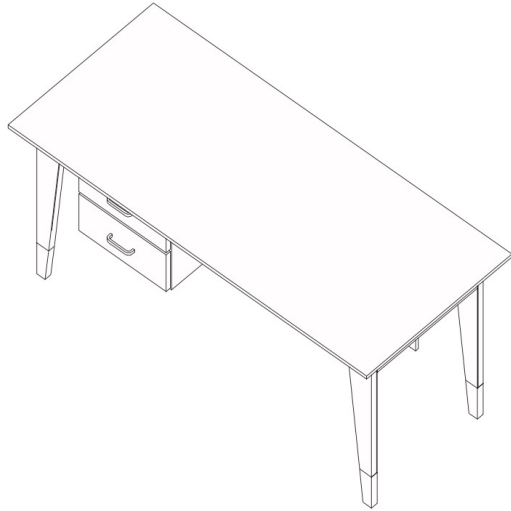
MODULAR DESIGN CONCEPT

# **MODULAR FURNITURE SYSTEM**



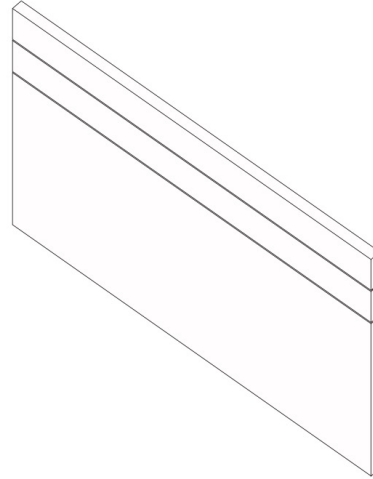
# MODULAR FURNITURE SYSTEM

## FURNITURE OVERVIEW



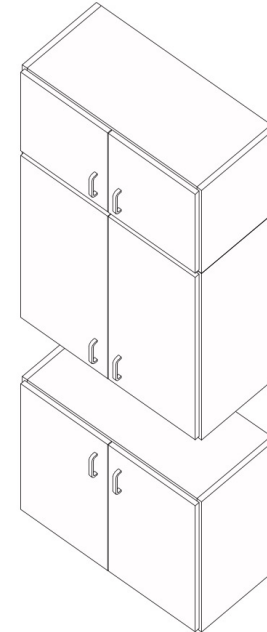
### TABLE

PLY WITH LAMINATE/  
MS WITH POWDER COATING/  
PLY WITH CORIAN



### BOARD/PARTITION

SOFT BOARD WITH FABRIC

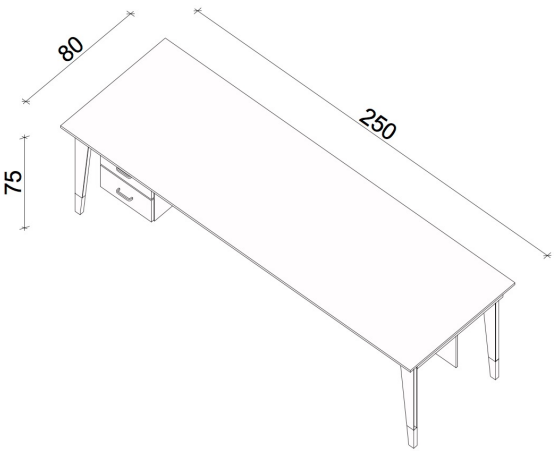


### STORAGE

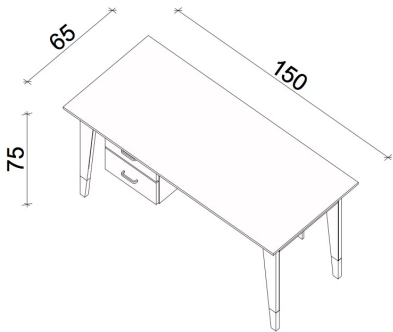
PLY WITH LAMINATE/  
PLY WITH CORIAN

# MODULAR FURNITURE SYSTEM

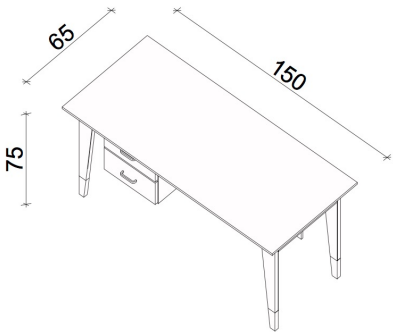
## TABLES CATALOGUE



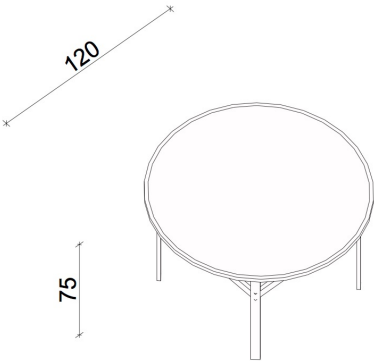
DEAN



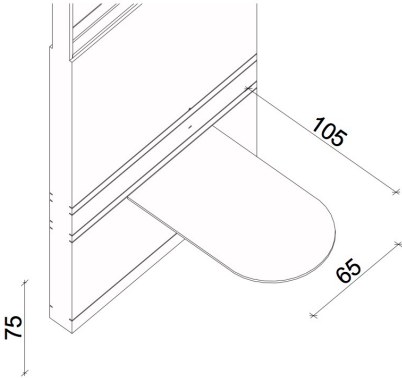
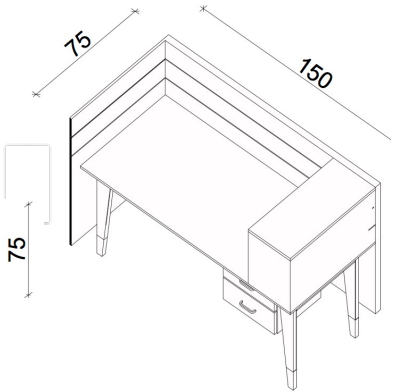
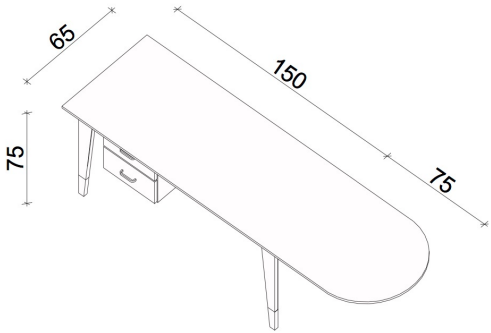
PROFESSOR /  
ASS. PROFESSOR /  
ADMINISTRATOR



SUPPORT STAFF

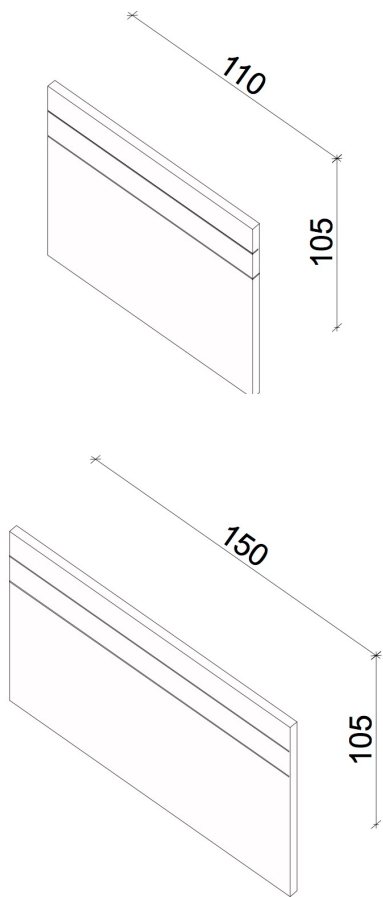


MEETING

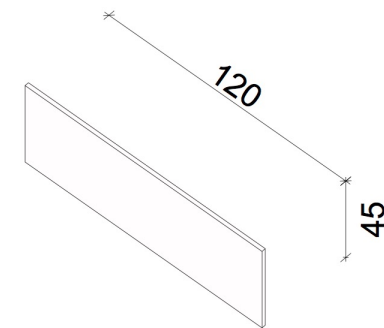
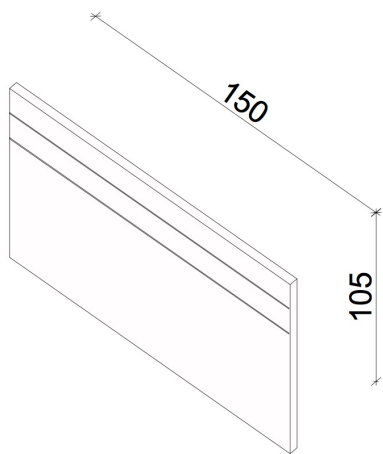


PLY WITH LAMINATE/ MS WITH POWDER COATING/ PLY WITH CORIAN

# MODULAR FURNITURE SYSTEM

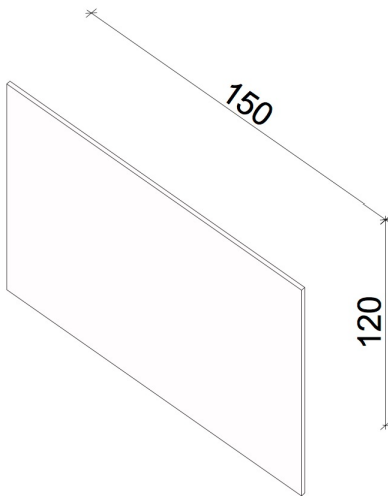
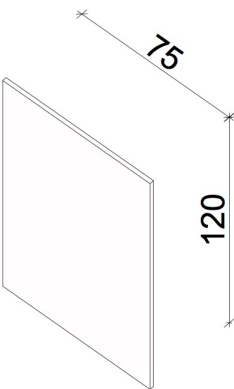


SUPPORT STAFF  
PARTITION



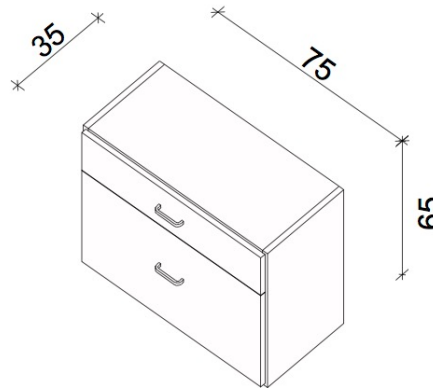
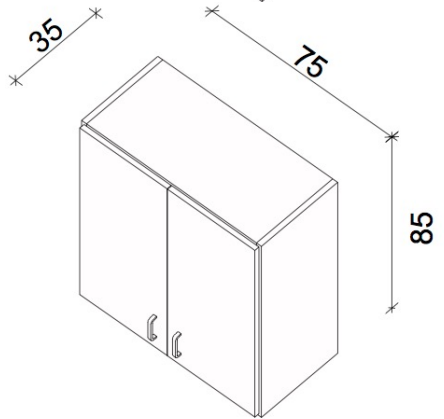
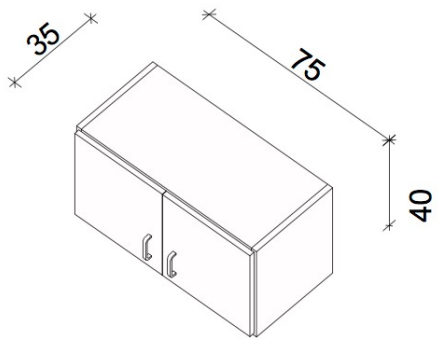
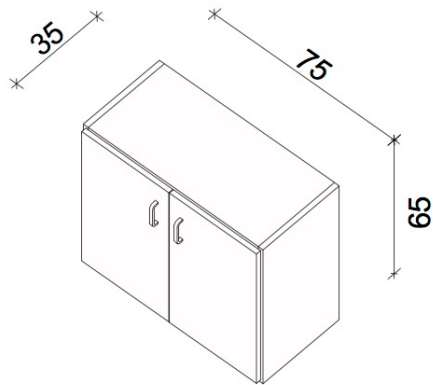
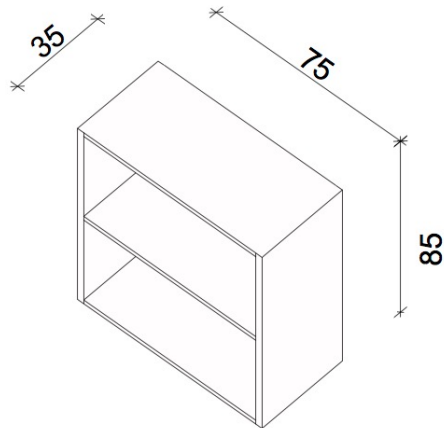
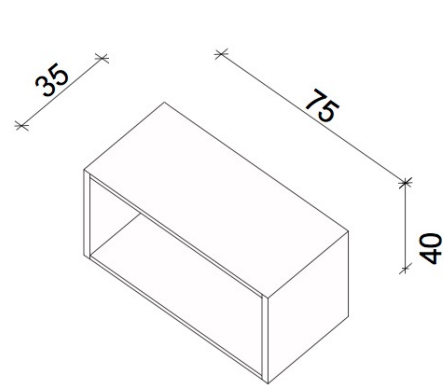
SUPPORT STAFF  
WHITE BOARD /  
TACK BOARD

# BOARD/PARTITION CATALOGUE



CABIN  
WHITE BOARD /  
TACK BOARD

SOFT BOARD WITH FABRIC



UPPER STORAGE

MIDDLE STORAGE

BOTTOM STORAGE

PLY WITH LAMINATE/ PLY WITH CORIAN/ MS WITH POWDER COATING

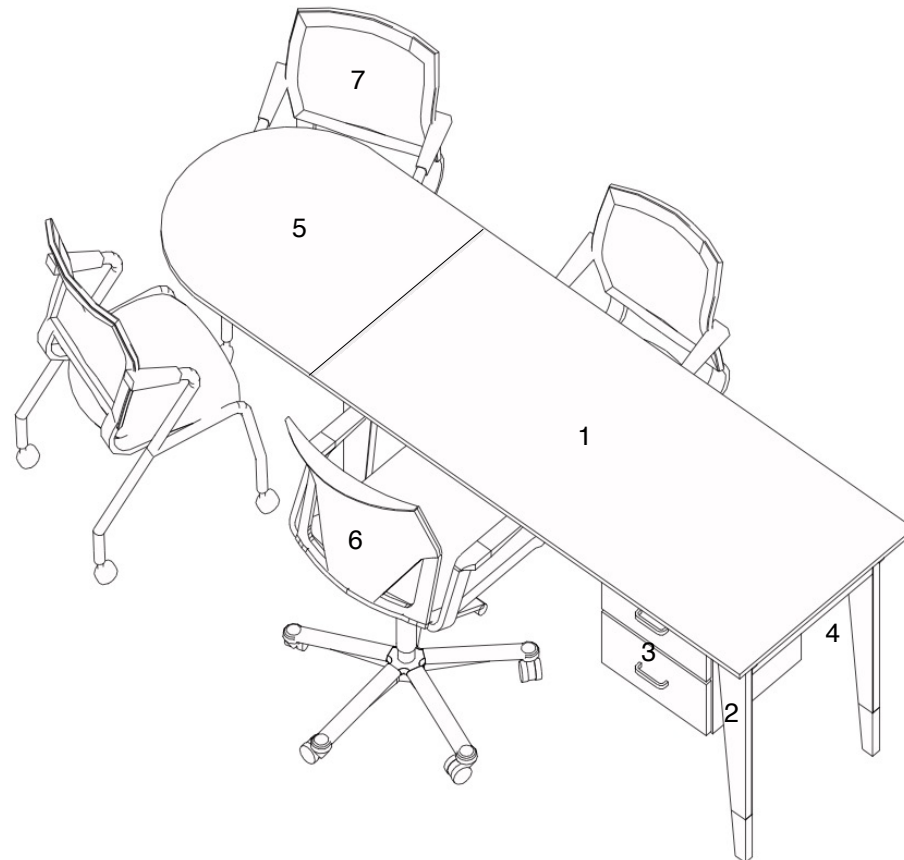
# **TYPICAL CABIN TABLE**

## TYPICAL CABIN TABLE

## PROFESSOR / ASS. PROFESSOR / ADMINISTRATION CABIN

### ELEMENTS

- 1) Table Top - Ply with Laminate/ Ply with Corian  
L 150 x H 75 x D 65 CM
- 2) Substructure Ply with Laminate/ Ply with Corian
- 3) Suspended Pedestal - Ply with Laminate/ Ply with Corian  
L 37,5 x H 37,5 x D 35 CM
- 4) Modesty Panel Ply with Laminate/ Ply with Corian  
L 110 x H 37,5 CM
- 5) Extension Discussion Ply with Laminate/ Ply with Corian  
L 70 x D 65 CM
- 6) Faculty/ Office Chair - Not in scope of this tender
- 7) 3x Guest Chair - Not in scope of this tender



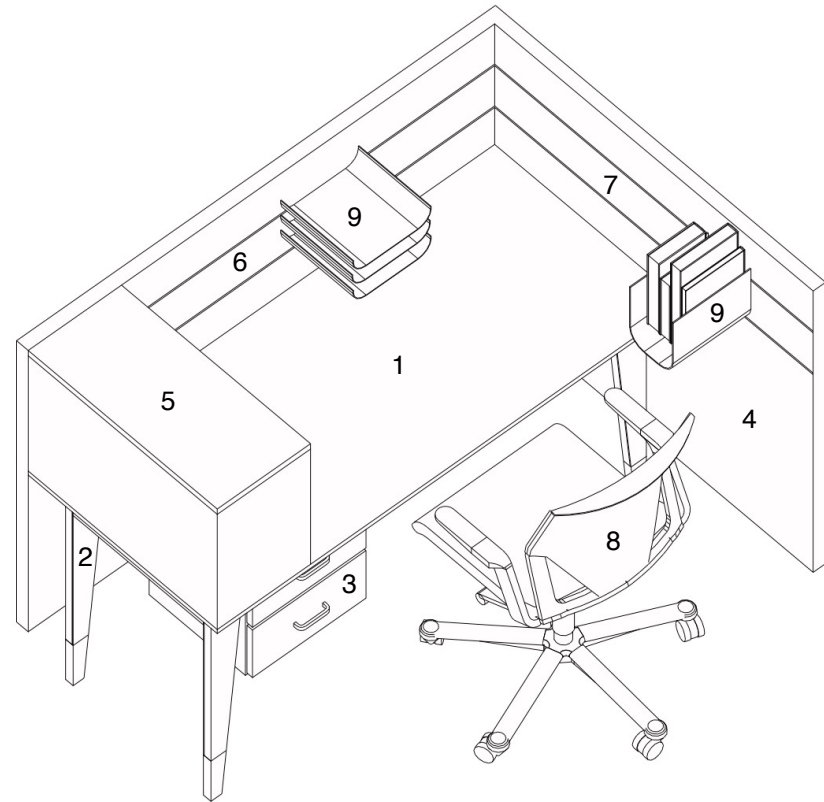
# **TYPICAL SECRETARIAL CORE WORKSTATION**

# TYPICAL WORKSTATION

# SECRETARIAL CORE

## ELEMENTS

- 1) Table Top- Ply with Laminate/ Ply with Corian  
L 150 x H 75 x D 65 CM
- 2) Substructure Ply with Laminate/ Ply with Corian
- 3) Suspended Pedestal- Ply with Laminate/ Ply with Corian  
L 37,5 x H 37,5 x D 35,0 CM
- 4) Modesty Panel Ply with Laminate/ Ply with Corian  
L 110 x H 37,5 CM
- 5) Storage Box - Ply with Laminate/ Ply with Corian  
L 65 x H 30 CM
- 6) Partition with Tack board/ White board- Soft board with fabric  
L 150 x H 120 CM
- 7) Partition with Tack board/ White board- Soft board with fabric  
L 110 x H 120 CM
- 8) Office Chair - Not in scope of this tender
- 9) Accessories (Folder/Book Tray)



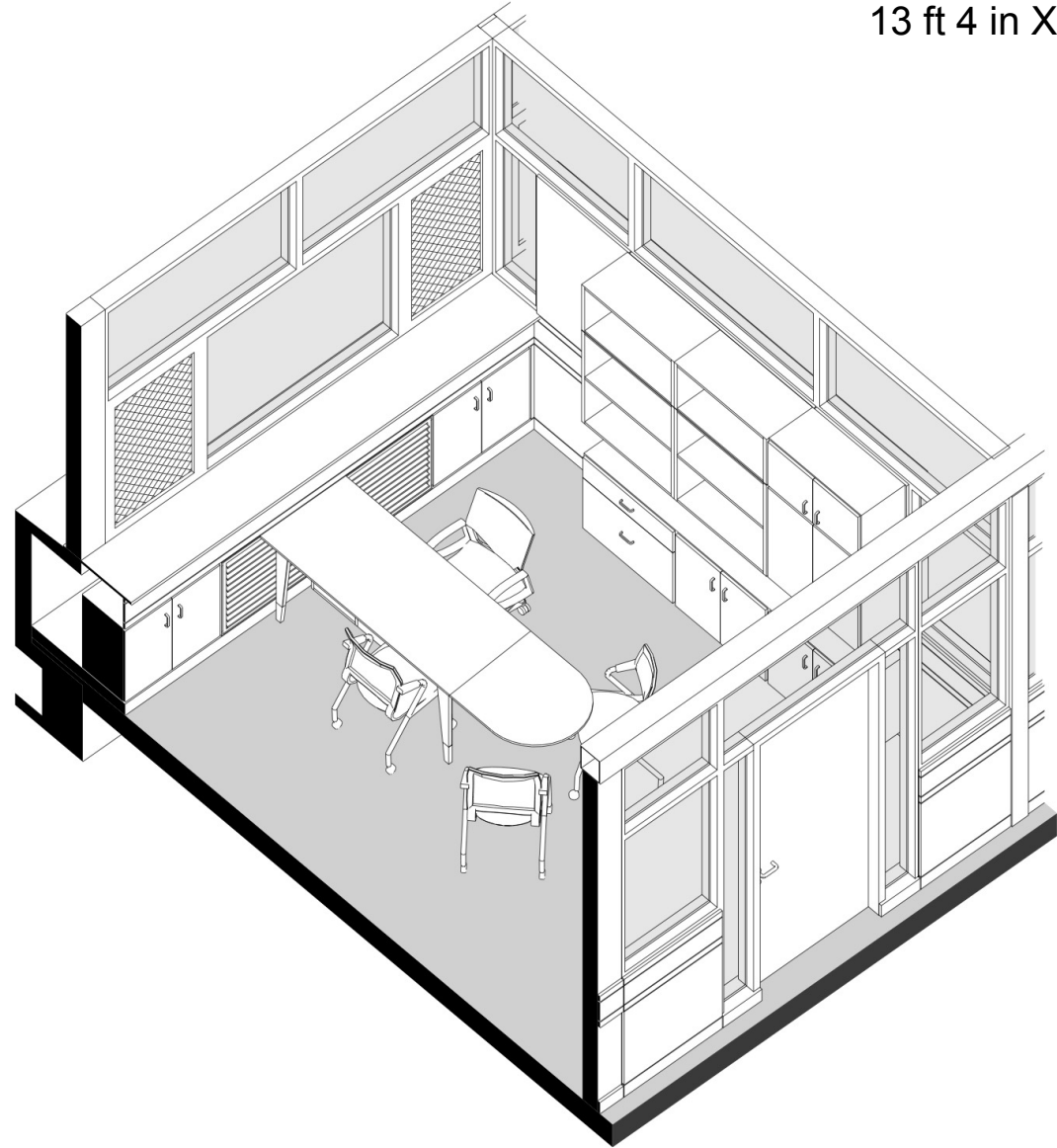


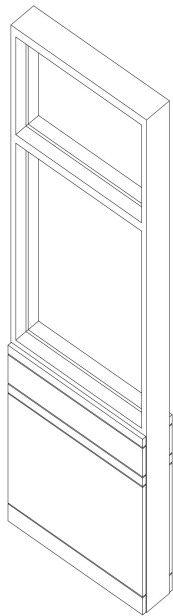
MODULAR DESIGN CONCEPT

# **PARTITION MODULE SYSTEM**


# PARTITION MODULE SYSTEM

**TYPICAL CABIN**  
13 ft 4 in X 9 ft 3 in

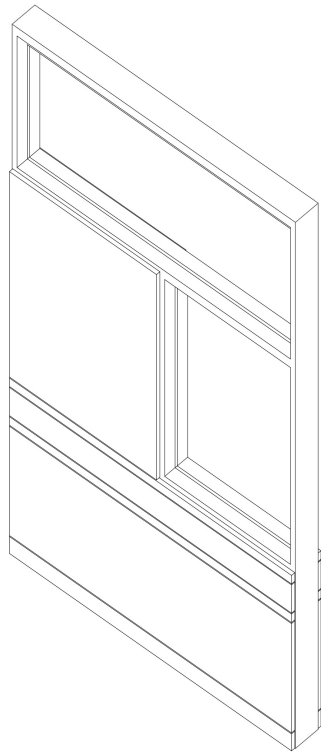




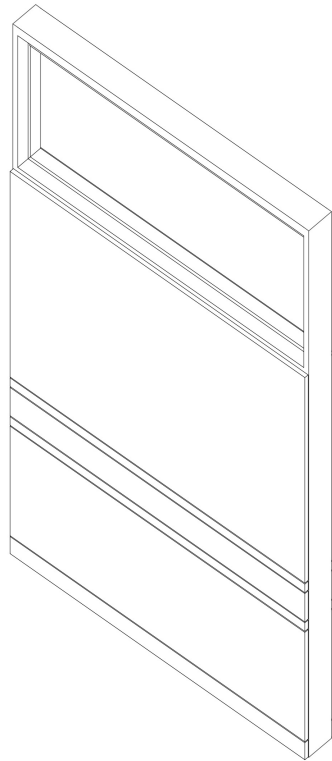
Type-A



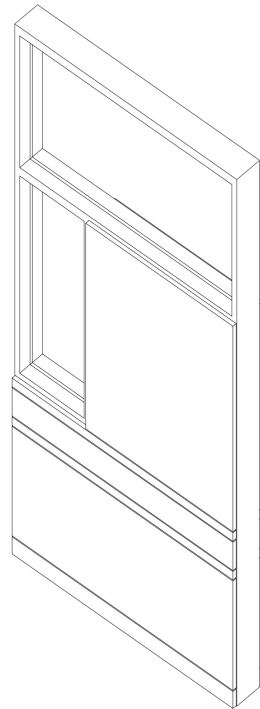
Type-B



Type-C

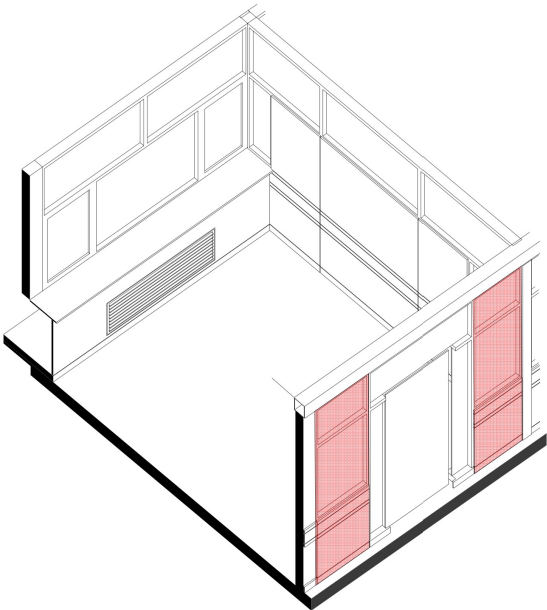


Type-D



Type-E

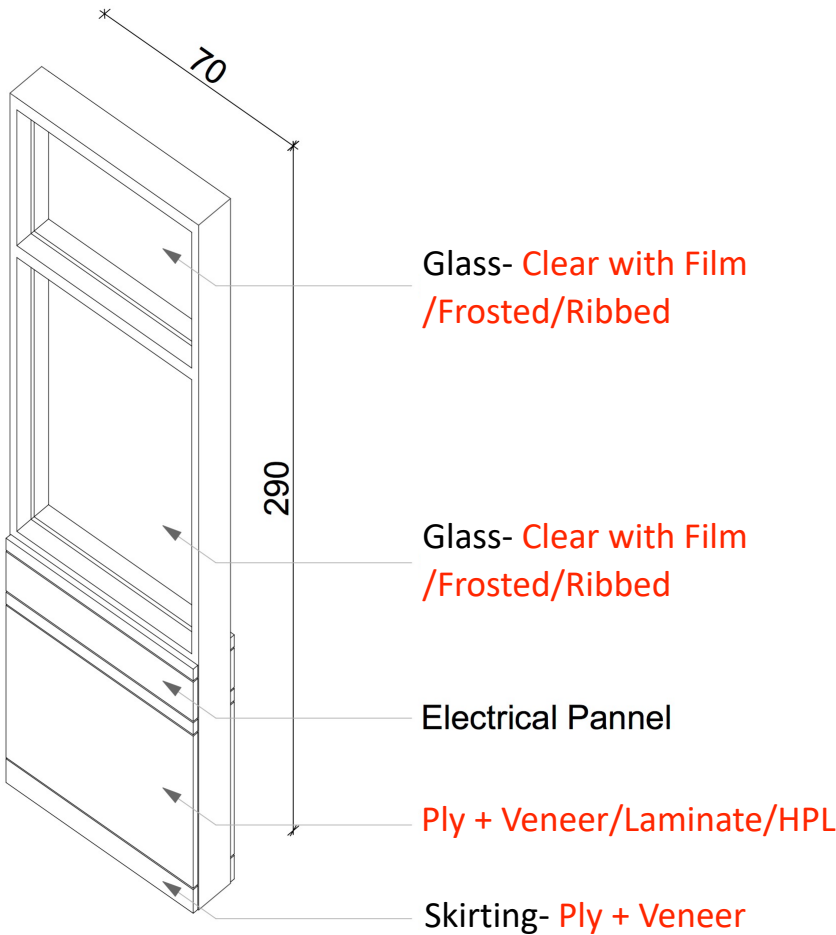
PARTITION MODULE SYSTEM- ALUMINIUM  
(With SS304 Hardware + Accessories)



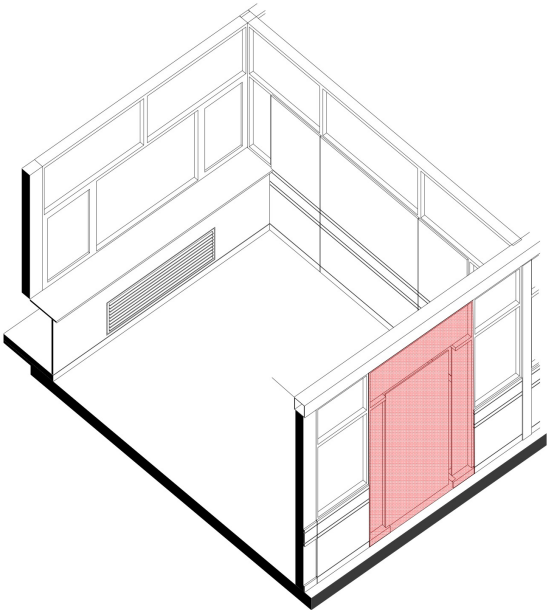
TYPE-A

L 70 x H 290 CM

PARTITION MODULES  
TYPE A



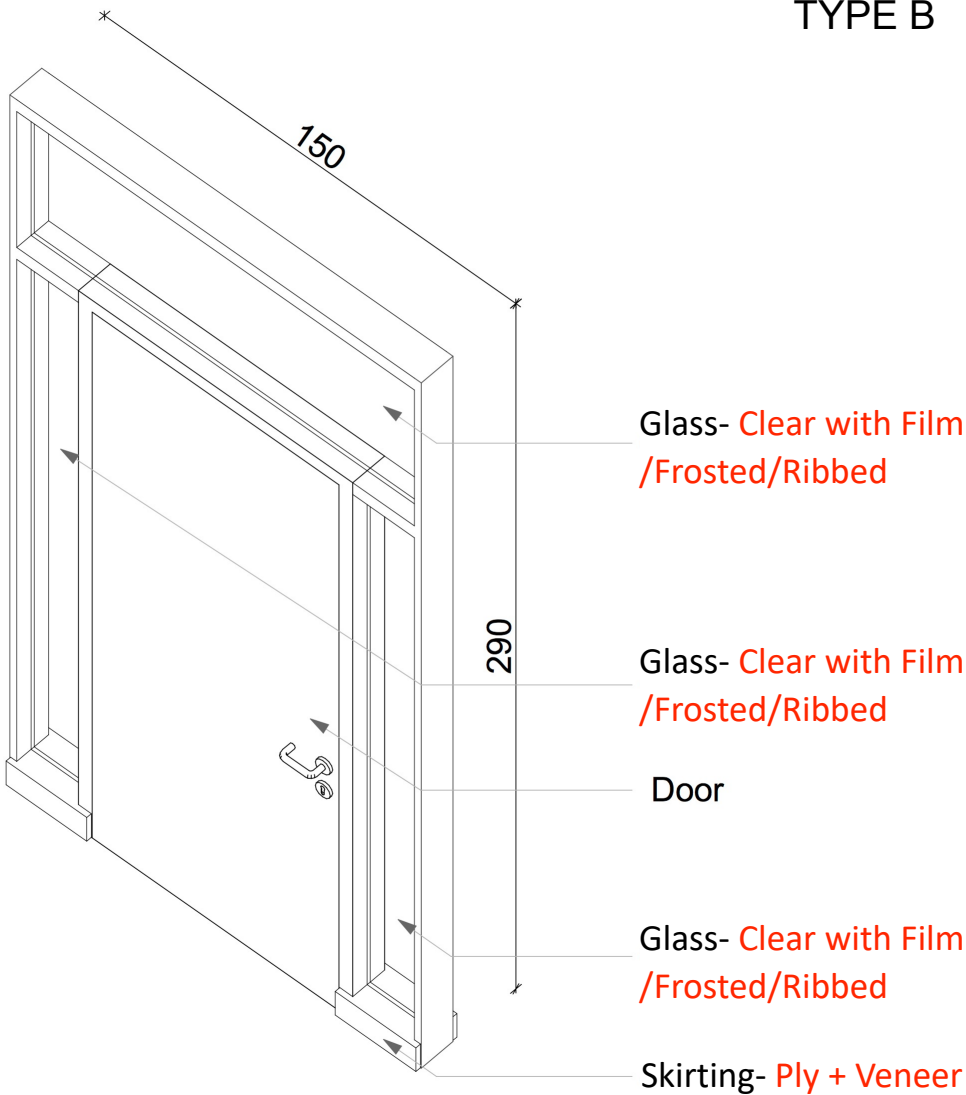
PARTITION MODULE SYSTEM- ALUMINIUM  
(With SS304 Hardware + Accessories)



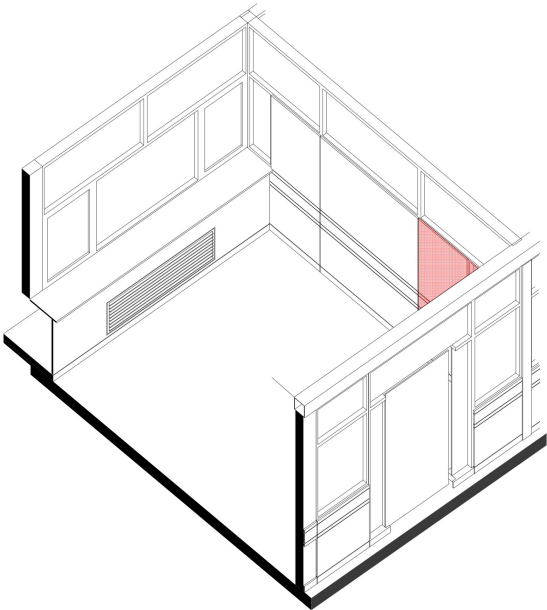
TYPE-B

L 150 x H 290 CM

PARTITION MODULES  
TYPE B



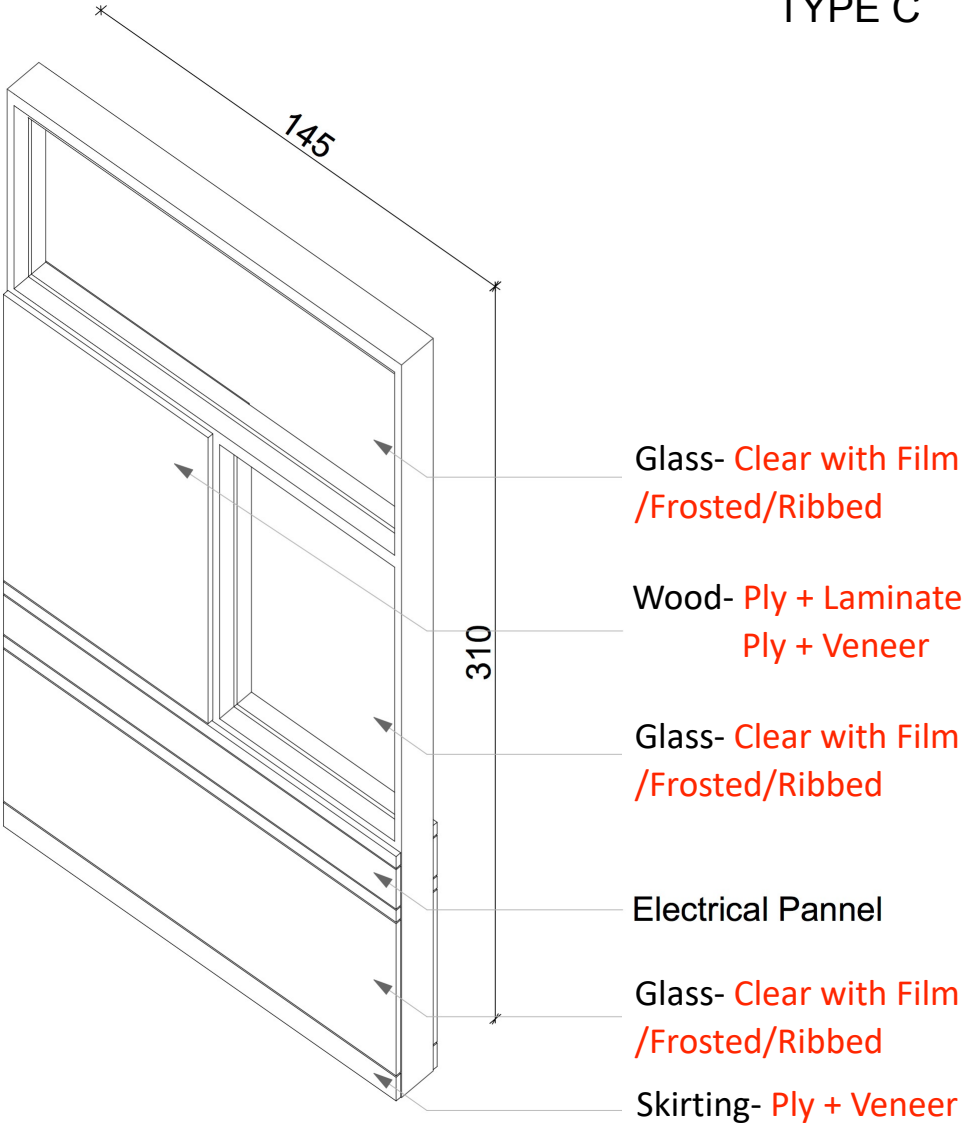
PARTITION MODULE SYSTEM- ALUMINIUM  
(With SS304 Hardware + Accessories)



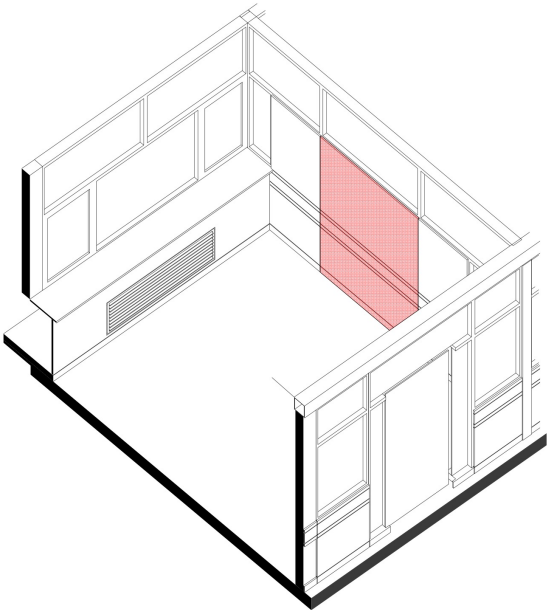
TYPE-C

L 145 x H 310 CM

PARTITION MODULES  
TYPE C



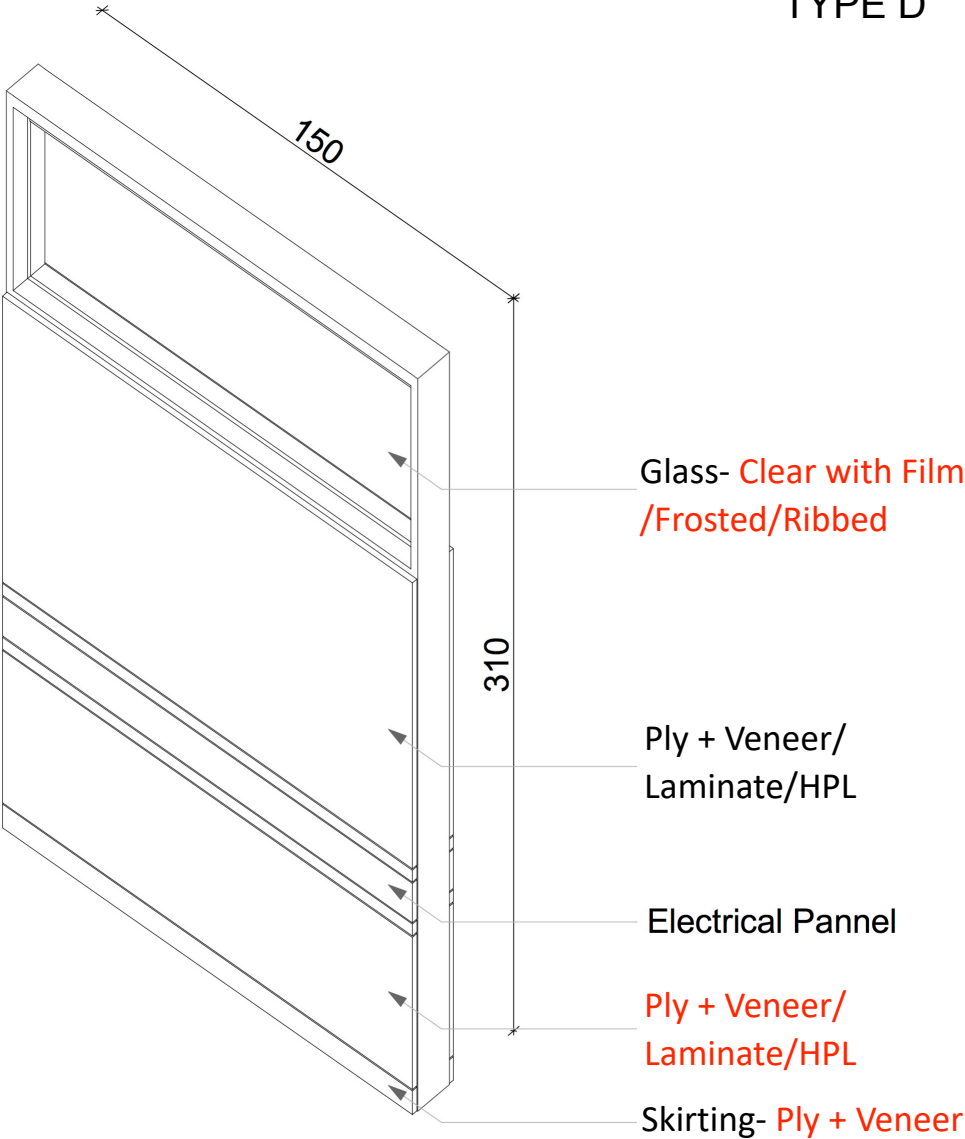
PARTITION MODULE SYSTEM- ALUMINIUM  
(With SS304 Hardware + Accessories)



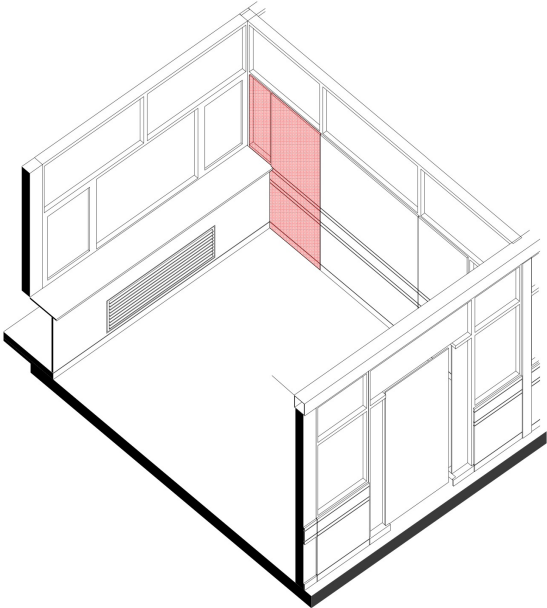
TYPE-D

L 150 x H 310 CM

PARTITION MODULES  
TYPE D



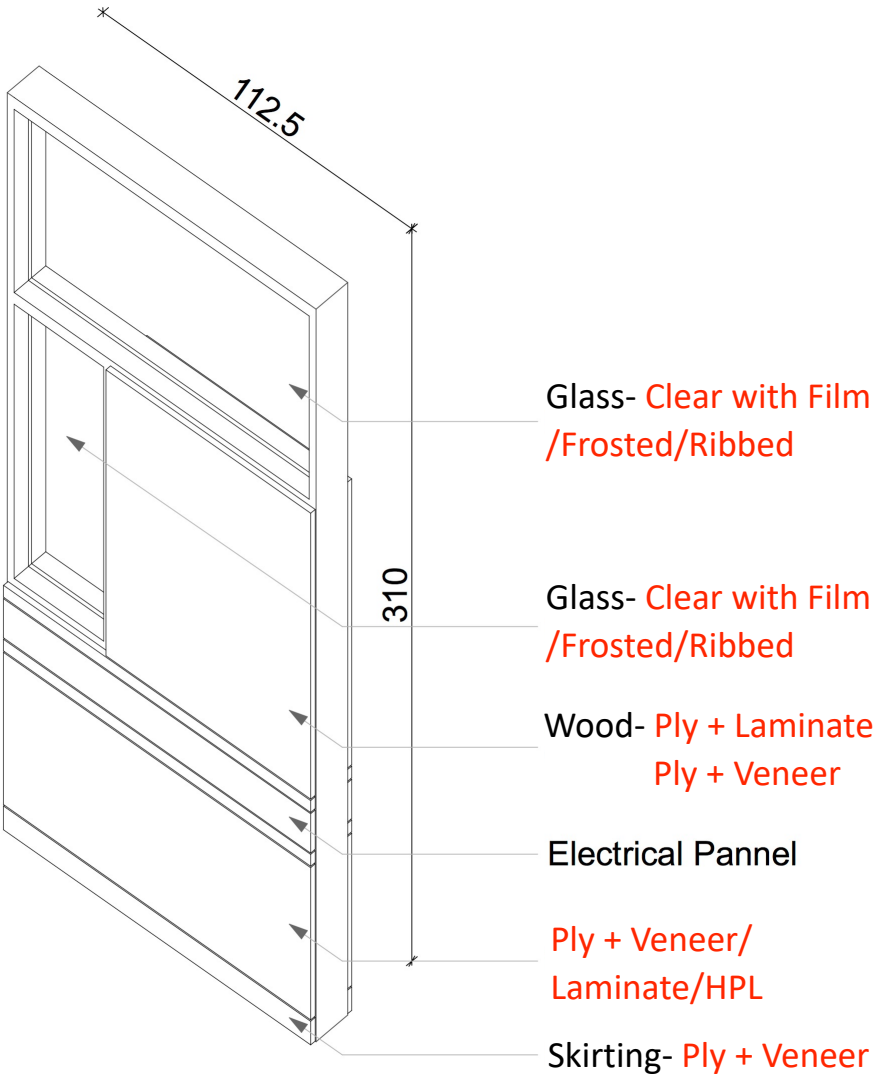
PARTITION MODULE SYSTEM- ALUMINIUM  
(With SS304 Hardware + Accessories)



TYPE-E

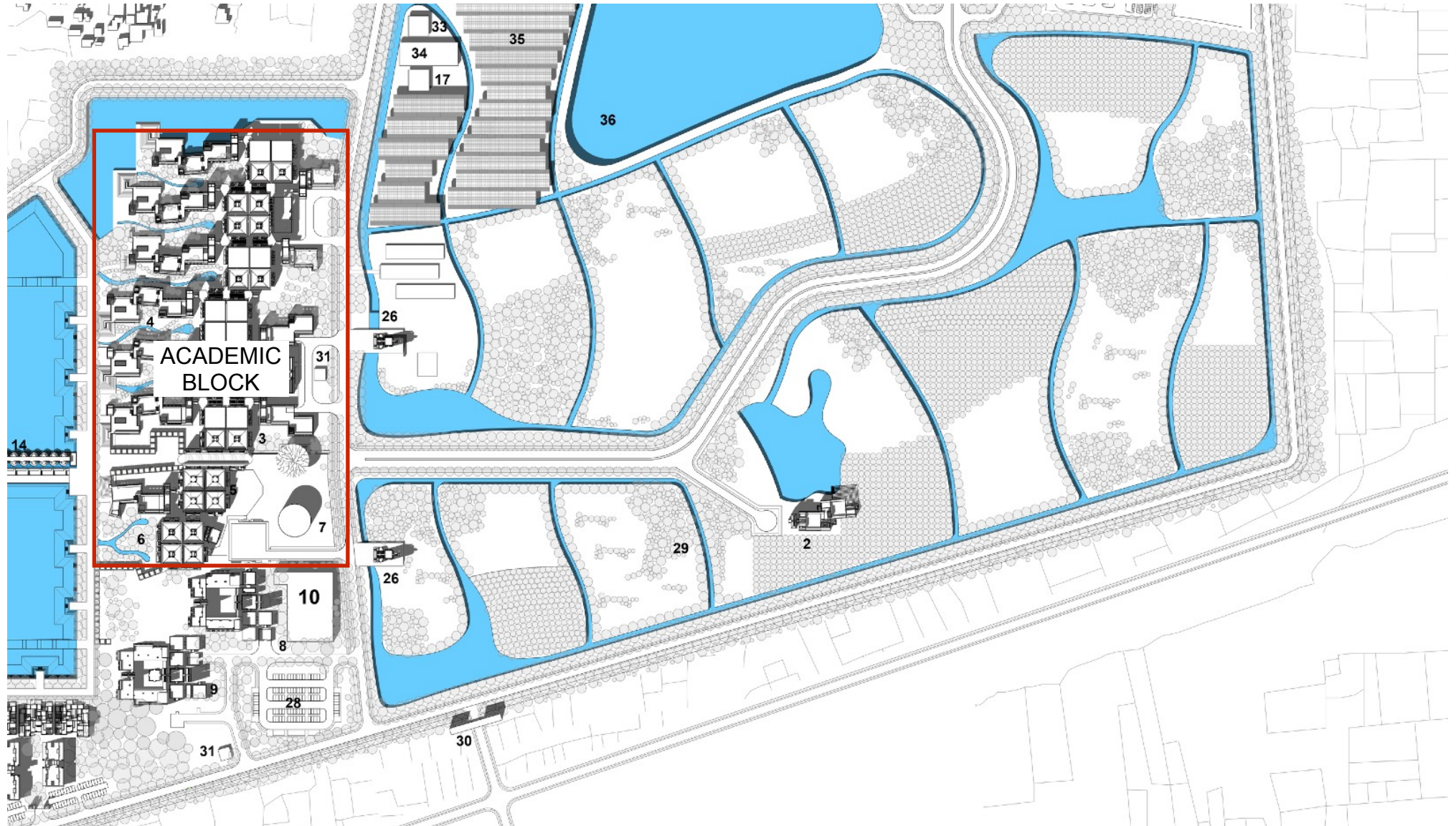
L 112.5 x H 310 CM

PARTITION MODULES  
TYPE E

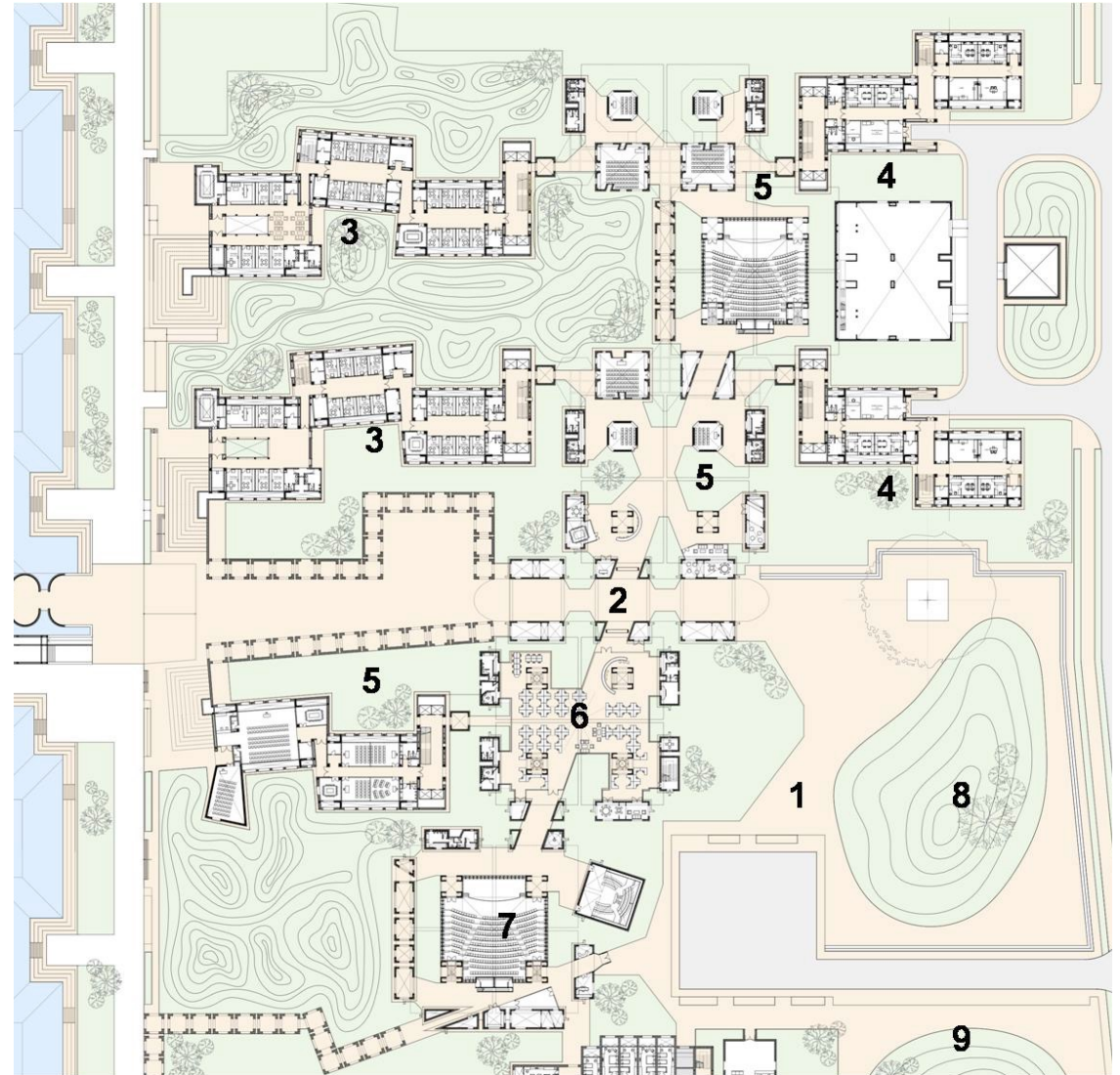




## **C. ACADEMIC BLOCK**



1. Entrance Plaza and Drop off
2. Entry Porch
3. Faculty Wing
4. Laboratory Wing
5. Academic Wing
6. International Relations office & Controller of Examination
7. Communication Center 300 Seater & 50 Seater Classroom
8. Museum – Phase 2
9. 1000 Seater Auditorium Phase 2



ACADEMIC BLOCK

**FACULTY WINGS**



# FACULTY WINGS

## OVERVIEW GROUND FLOOR PLAN



FACULTY WINGS

OVERVIEW  
FIRST FLOOR PLAN



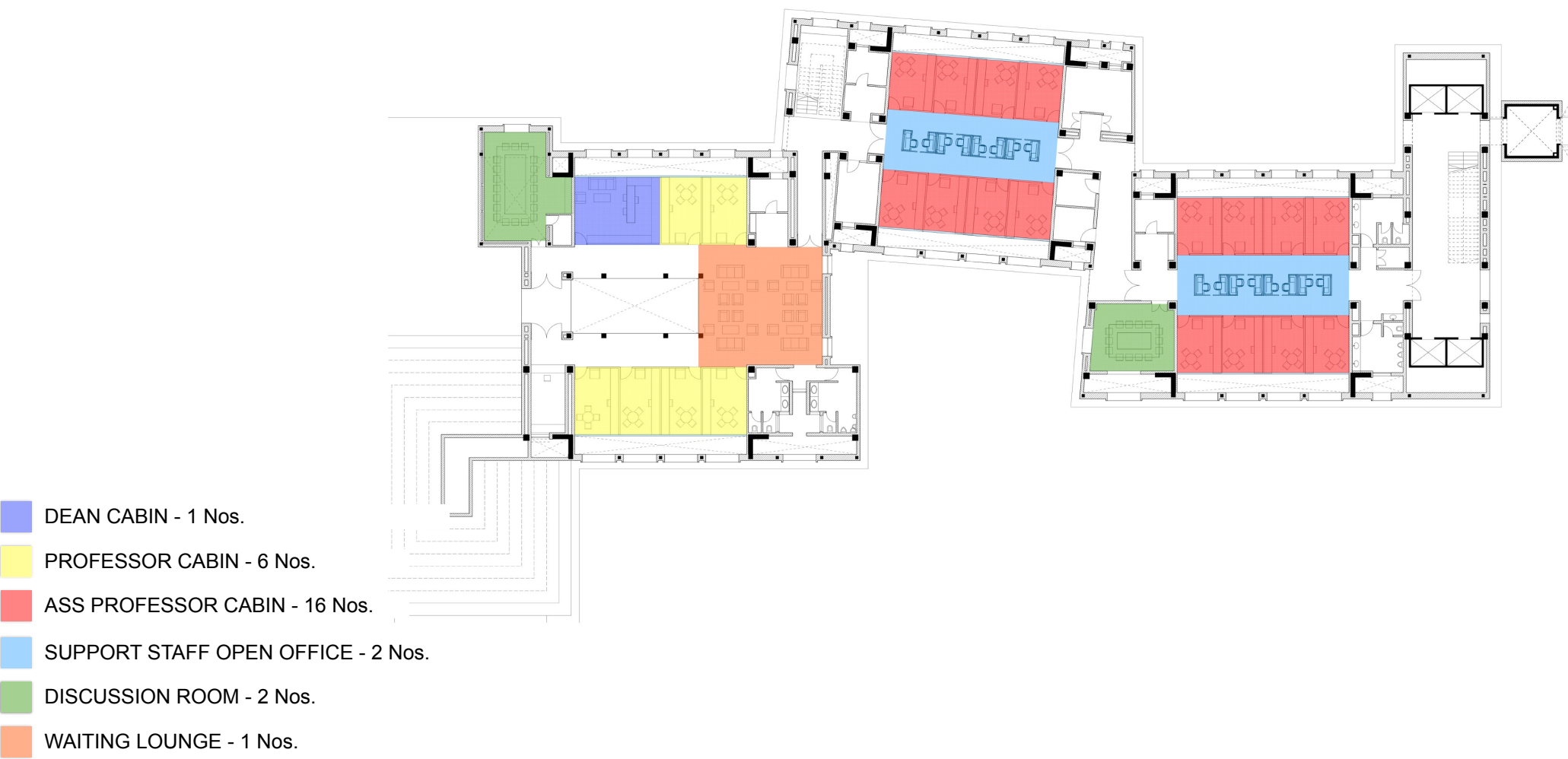
 FACULTY WING

 FACULTY WING



# FACULTY WINGS

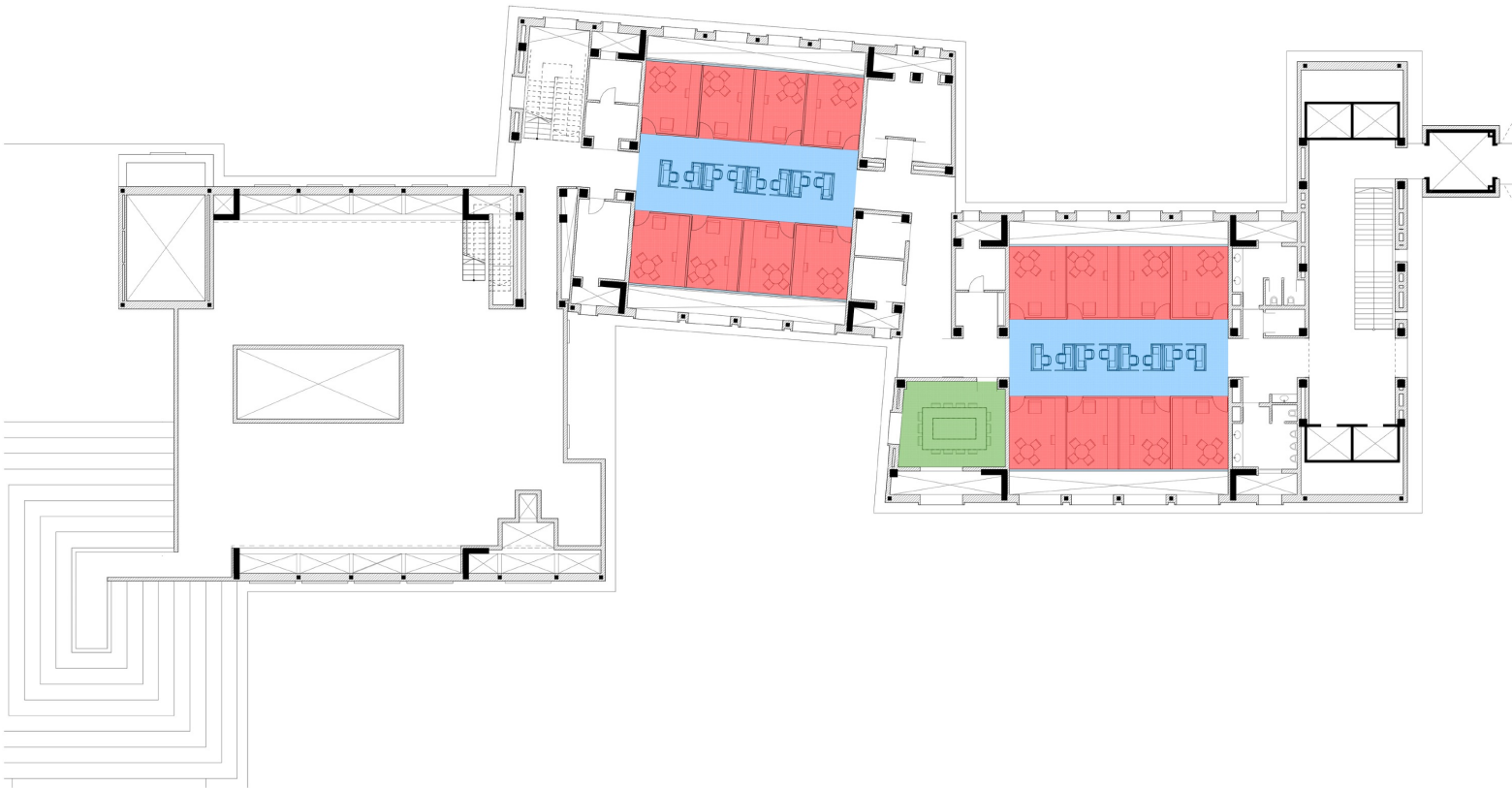
## TYPICAL FACULTY WING GROUND FLOOR PLAN





# FACULTY WINGS

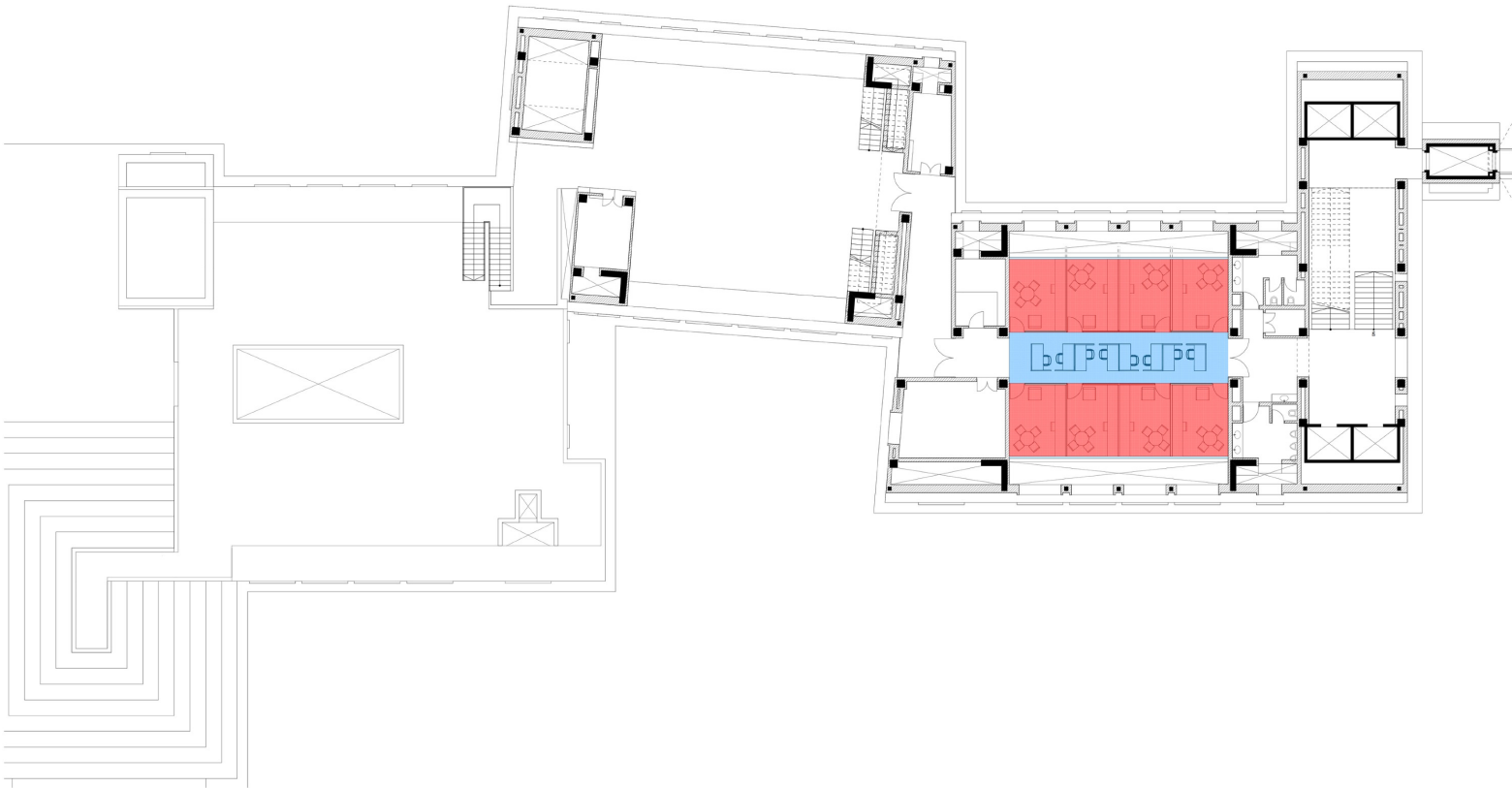
## TYPICAL FACULTY WING FIRST FLOOR PLAN



- ASS PROFESSOR CABIN - 16 Nos.
- SUPPORT STAFF OPEN OFFICE - 2 Nos.
- DISCUSSION ROOM - 1 Nos.

# FACULTY WINGS

## TYPICAL FACULTY WING SECOND FLOOR PLAN



- ASS PROFESSOR CABIN - 8 Nos.
- SUPPORT STAFF OPEN OFFICE - 1 Nos.

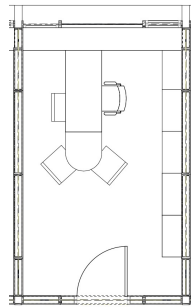
## FACULTY WINGS

## TYPICAL FACULTY WING TYPOLOGIES



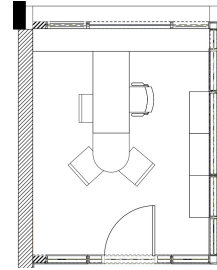
**DEAN CABIN**

480 X 615 CM (15 ft 8 in x 20 ft 2 in )



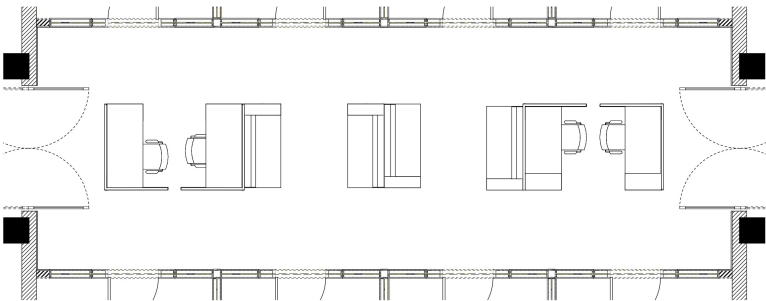
**PROFESSOR CABIN**

480 x 284 CM (15 ft 8 in x 9 ft 3 in )



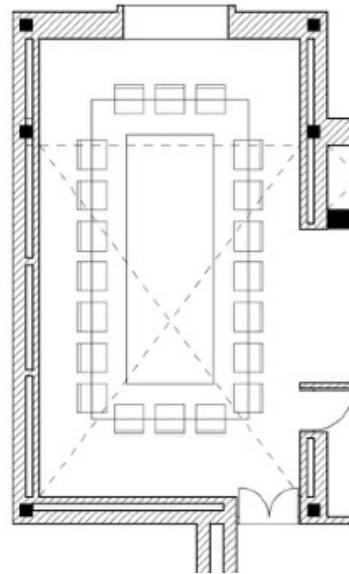
**ASSISTANT PROFESSOR CABIN**

405 x 284 CM (13 ft 4 in x 9 ft 3 in )



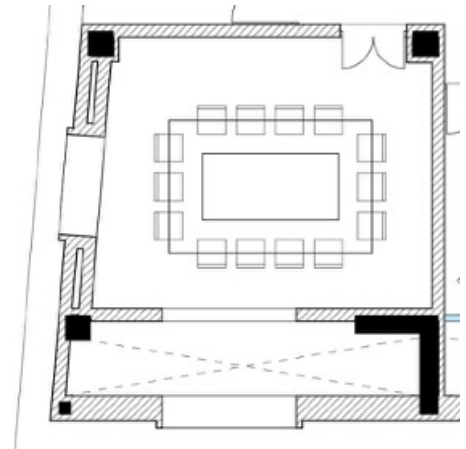
**SECRETARIAL CORE/ WAITING**

1247 x 433 CM (41 ft x 14 ft 3 in)



**MEETING ROOM 1**

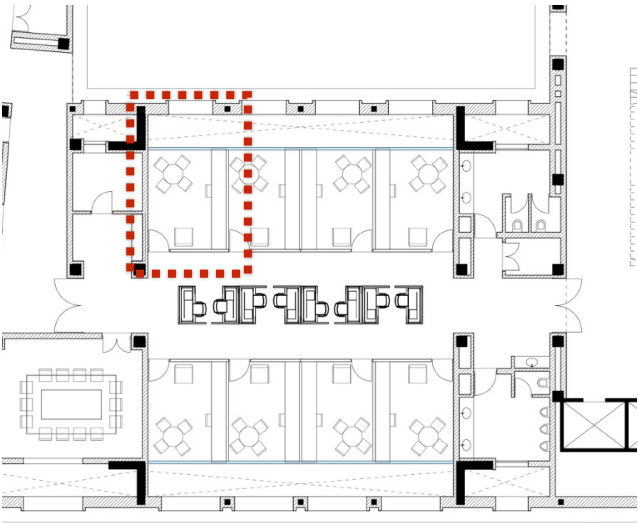
450 X 793 (14 ft 9 in x 26 ft)



**MEETING ROOM 2**

595 x 488 (19 ft 6 in x 16 ft)

# FACULTY WINGS

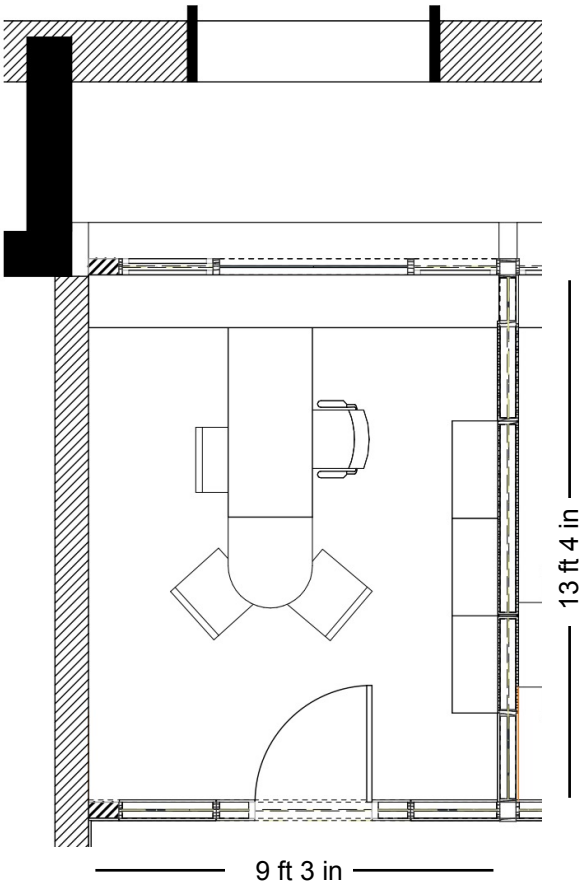


CABIN MODULE KEYPLAN

**ASSISTANT PROFESSOR CABIN**  
284 CM x 405 CM (9 ft 3 in x13 ft 4 in)

# ASSISTANT PROFESSOR’S CABIN

9 ft 3 in x 13 ft 4 in



PLAN

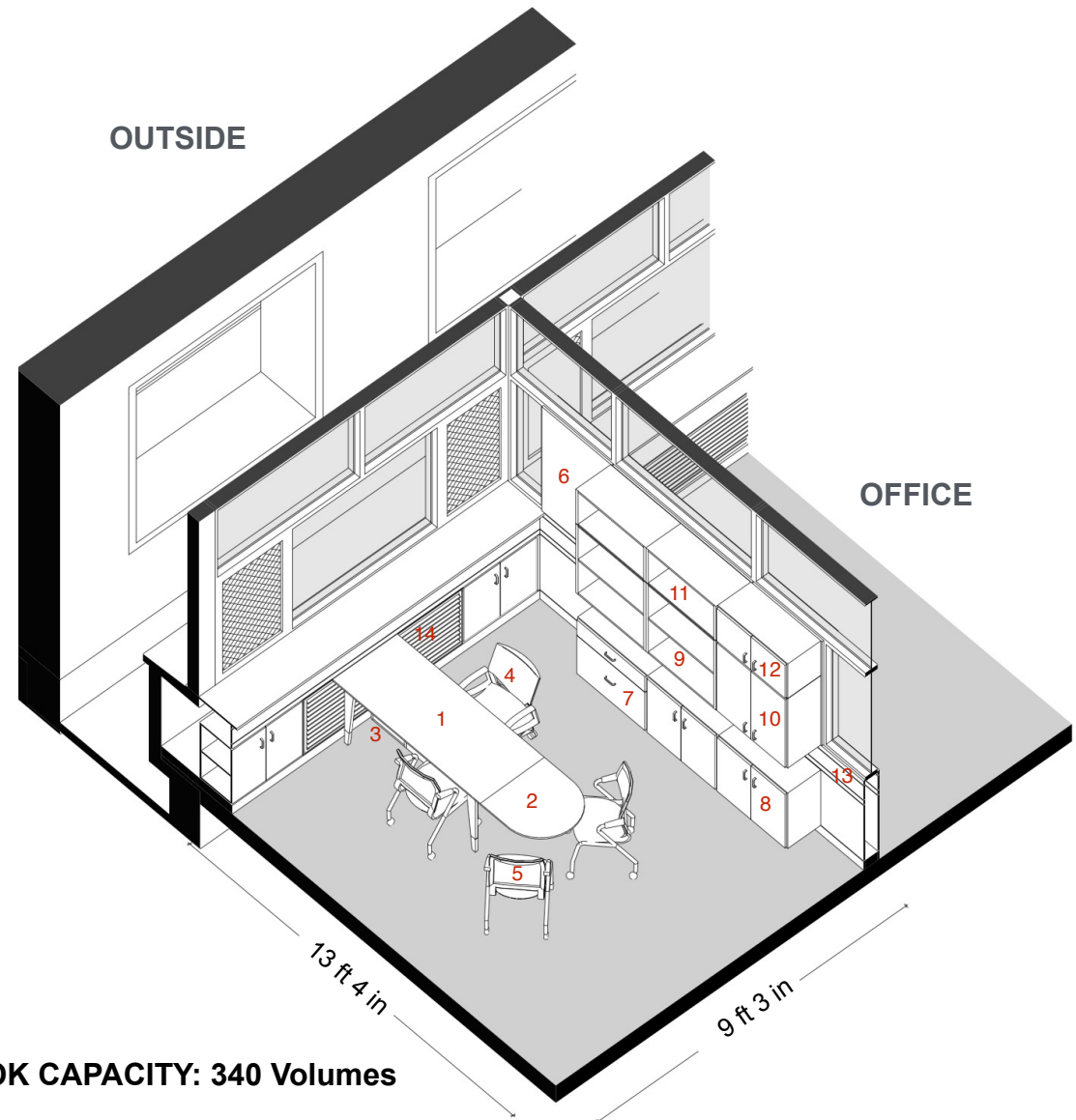
# FACULTY WINGS

## ASSISTANT PROFESSOR'S CABIN

9 ft 3 in x 13 ft 4 in

1. Desk (L 150 x D 65 x H 75 CM)  
Table Top- Ply with Laminate/ Ply with Corian
2. Table Extension (L 75 x D 65 CM)  
Table Top- Ply with Laminate/ Ply with Corian
3. Suspended Pedestal (L 37,5 x H 37,5 x D 35 CM)
4. Executive Chair- Not in scope of this tender
5. 3x Guest Chair- Not in scope of this tender
6. Tack Board/ White Board (L 75 x H 120 CM)  
Soft board with fabric
7. All Closed Drawer (L 75 x H 85 x D 35 CM)  
Back Painted Glass with Profile Shutter/Ply + Laminate/Veneer  
(with SS304 Hardware + Accessories)  
Folder Capacity: approx. 8 Folders
8. All Closed Shutter (L 75 x H 85 x D 35 CM)  
Back Painted Glass with Profile Shutter/Ply + Laminate/Veneer  
(with SS304 Hardware + Accessories)  
Book Capacity: approx. 4 x 40 = 160 Volumes
9. All Open Shelf (L 75 x H 65 x D 35 CM)  
Ply + Laminate/Veneer (with SS304 Hardware + Accessories)  
Book Capacity: approx. 2 x 40 = 80 Volumes
10. All Open Shutter (L 75 x H 65 x D 35 CM)  
Ply + Laminate/Veneer (with SS304 Hardware + Accessories)  
Book Capacity: approx. 40 Volumes
11. All Open Shelf (L 75 x H 40 x D 35 CM)  
Ply + Laminate/Veneer (with SS304 Hardware + Accessories)  
Book Capacity: approx. 2 x 20 = 40 Volumes
12. All Closed Shutter (L 75 x H 40 x D 35 CM)  
Ply + Laminate/Veneer (with SS304 Hardware + Accessories)  
Book Capacity: approx. 20 Volumes
13. Electrical Band (H 28 CM)  
Ply + Laminate/Veneer (with SS304 Hardware + Accessories)
14. Air Supply Grill - Second Class Teak Wood

**APPROX. TOTAL BOOK CAPACITY: 340 Volumes**

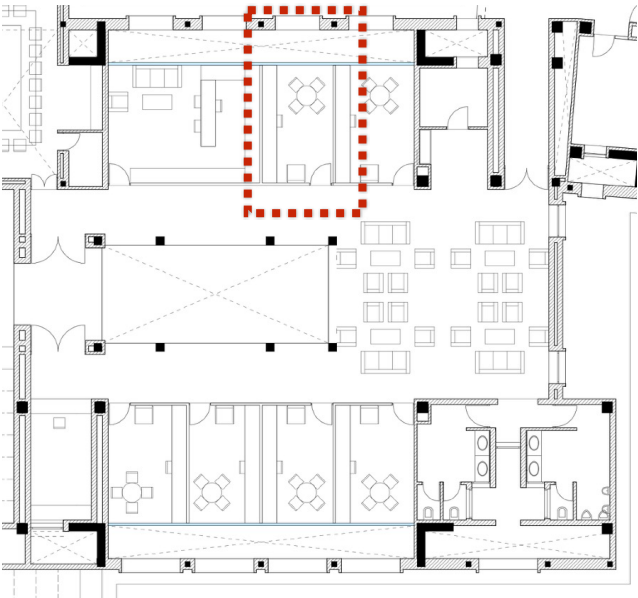




## ASSISTANT PROFESSOR CABIN



# FACULTY WINGS

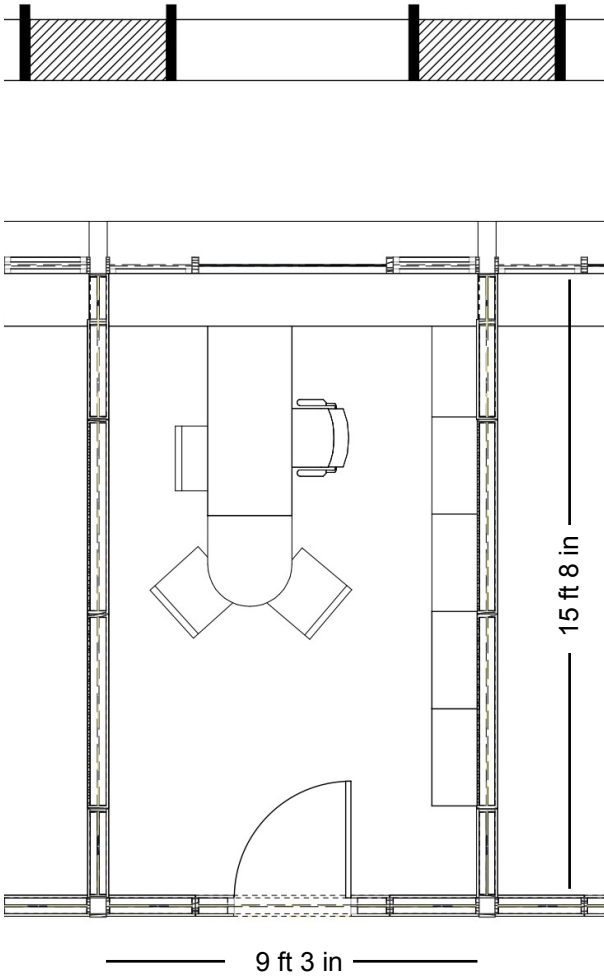


CABIN MODULE KEYPLAN

PROFESSOR’S CABIN  
284 x 478 CM (9 ft 3 in x 15 ft 8 in)

# PROFESSOR’S CABIN

9 ft 3 in x 15 ft 8 in



PLAN

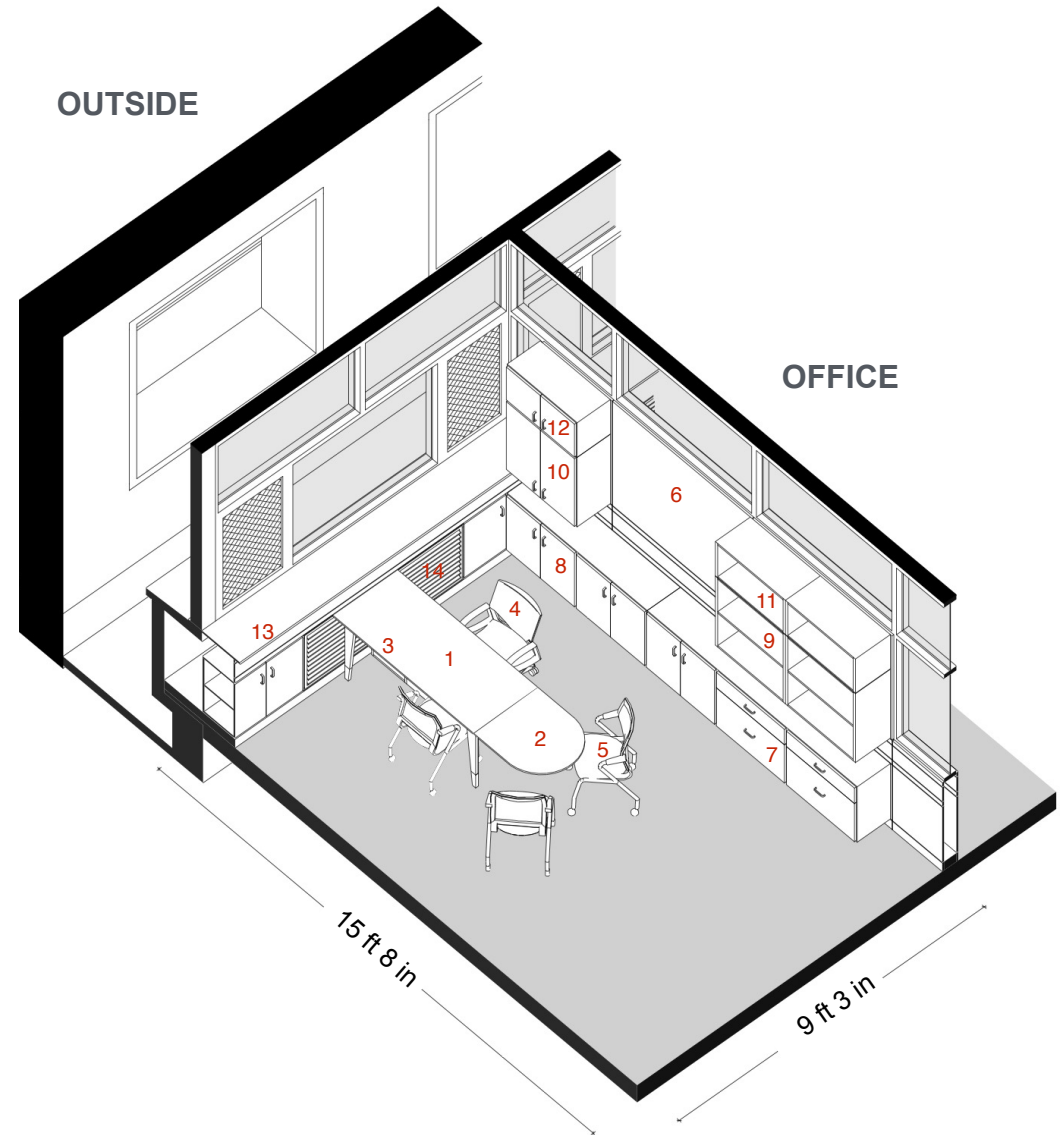


# FACULTY WINGS

## PROFESSOR'S CABIN

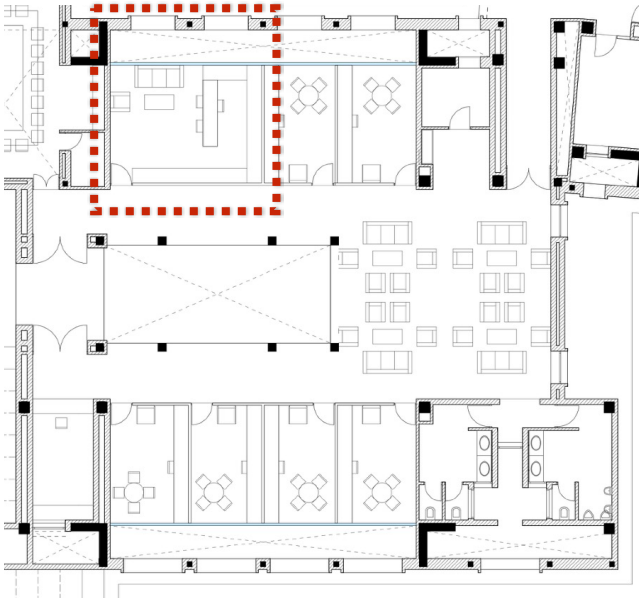
9 ft 3 in x 15 ft 8 in

1. Desk (L 150 x D 65 x H 75 CM)  
Table Top- Ply with Laminate/ Ply with Corian
2. Table Extension (L 75 x D 65 CM)  
Table Top- Ply with Laminate/ Ply with Corian
3. Suspended Pedestal (L 37,5 x H 37,5 x D 35 CM)
4. Executive Chair- **Not in scope of this tender**
5. 3x Guest Chair- **Not in scope of this tender**
6. Tack Board/ White Board (L 75 x H 120 CM)  
Soft board with fabric
7. All Closed Drawer (L 75 x H 85 x D 35 CM)  
Back Painted Glass with Profile Shutter/Ply + Laminate/Veneer  
(with SS304 Hardware + Accessories)  
Folder Capacity: approx. 8 Folders
8. All Closed Shutter (L 75 x H 85 x D 35 CM)  
Back Painted Glass with Profile Shutter/Ply + Laminate/Veneer  
(with SS304 Hardware + Accessories)  
Book Capacity: approx. 4 x 40 = 160 Volumes
9. All Open Shelf (L 75 x H 65 x D 35 CM)  
Ply + Laminate/Veneer (with SS304 Hardware + Accessories)  
Book Capacity: approx. 2 x 40 = 80 Volumes
10. All Open Shutter (L 75 x H 65 x D 35 CM)  
Ply + Laminate/Veneer (with SS304 Hardware + Accessories)  
Book Capacity: approx. 40 Volumes
11. All Open Shelf (L 75 x H 40 x D 35 CM)  
Ply + Laminate/Veneer (with SS304 Hardware + Accessories)  
Book Capacity: approx. 2 x 20 = 40 Volumes
12. All Closed Shutter (L 75 x H 40 x D 35 CM)  
Ply + Laminate/Veneer (with SS304 Hardware + Accessories)  
Book Capacity: approx. 20 Volumes
13. Electrical Band (H 28 CM)  
Ply + Laminate/Veneer (with SS304 Hardware + Accessories)
14. Air Supply Grill - **Second Class Teak Wood**





# FACULTY WINGS

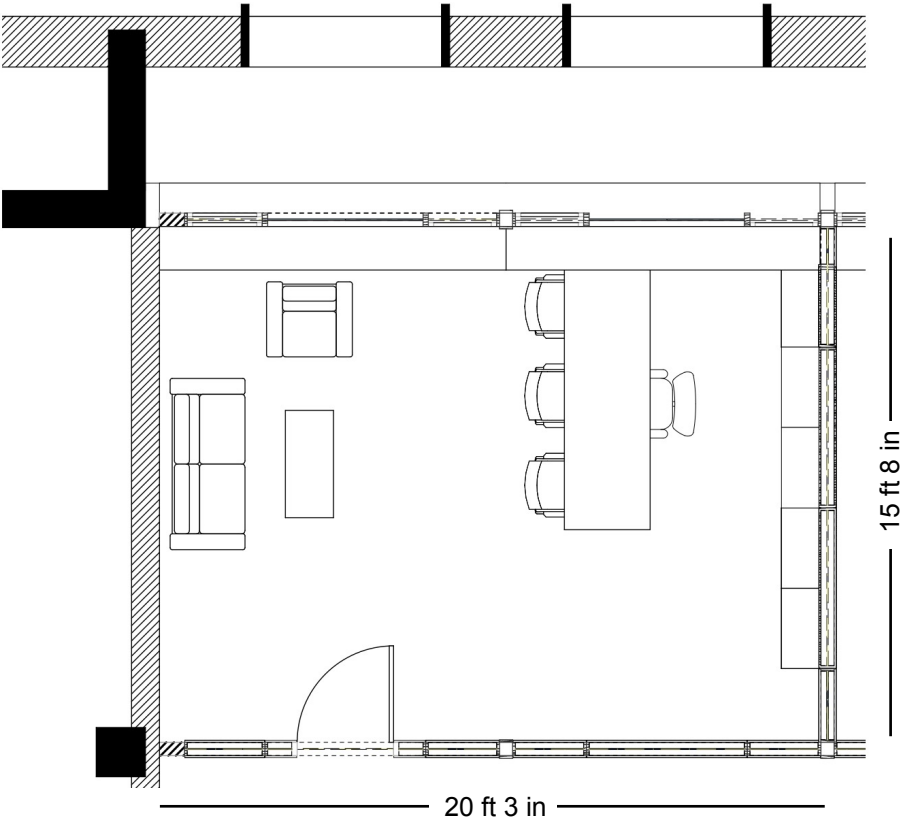


CABIN MODULE KEYPLAN

DEAN'S CABIN  
480 X 615 (15 ft 8 in x 20 ft 3 in )

# DEAN'S CABIN

15 ft 8 in x 20 ft 3 in



PLAN

# FACULTY WINGS

1. Desk (L 150 x D 65 x H 75 CM)  
Table Top- Ply with Laminate/ Ply with Corian
2. Table Extension (L 75 x D 65 CM)  
Table Top- Ply with Laminate/ Ply with Corian
3. Suspended Pedestal (L 37,5 x H 37,5 x D 35 CM)  
Ply with Laminate/ Ply with Corian
4. Executive Chair - **Not in scope of this tender**
5. 3x Guest Chair - **Not in scope of this tender**
6. Tack Board/ White Board (L 75 x H 120 CM)  
Soft board with fabric
7. All Closed Drawer (L 75 x H 85 x D 35 CM)  
Back Painted Glass with Profile Shutter/Ply + Laminate/Veneer  
(with SS304 Hardware + Accessories)  
Folder Capacity: approx. 8 Folders
8. All Closed Shutter (L 75 x H 85 x D 35 CM)  
Back Painted Glass with Profile Shutter/Ply + Laminate/Veneer  
(with SS304 Hardware + Accessories)  
Book Capacity: approx. 4 x 40 = 160 Volumes
9. All Open Shelf (L 75 x H 65 x D 35 CM)  
Ply + Laminate/Veneer (with SS304 Hardware + Accessories)  
Book Capacity: approx. 2 x 40 = 80 Volumes
10. All Open Shutter (L 75 x H 65 x D 35 CM)  
Ply + Laminate/Veneer (with SS304 Hardware + Accessories)  
Book Capacity: approx. 40 Volumes
11. All Open Shelf (L 75 x H 40 x D 35 CM)  
Ply + Laminate/Veneer (with SS304 Hardware + Accessories)  
Book Capacity: approx. 2 x 20 = 40 Volumes
12. All Closed Shutter (L 75 x H 40 x D 35 CM)  
Ply + Laminate/Veneer (with SS304 Hardware + Accessories)  
Book Capacity: approx. 20 Volumes
13. Electrical Band (H 28 CM)  
Ply + Laminate/Veneer (with SS304 Hardware + Accessories)
14. Air Supply Grill - **Second Class Teak Wood**
15. Sofa- **Not in scope of this tender**

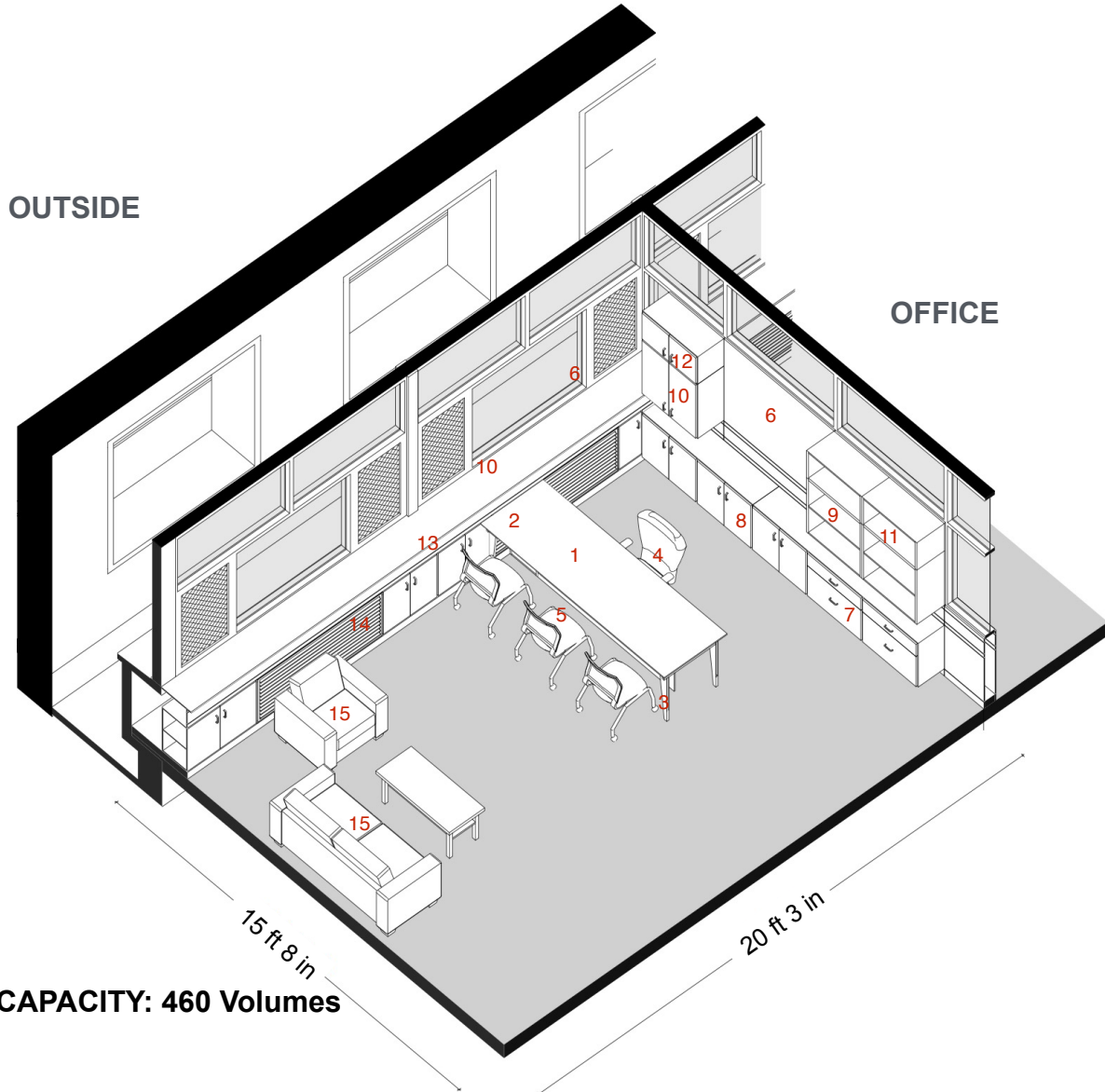
**APPROX. TOTAL BOOK CAPACITY: 460 Volumes**

## DEAN CABIN

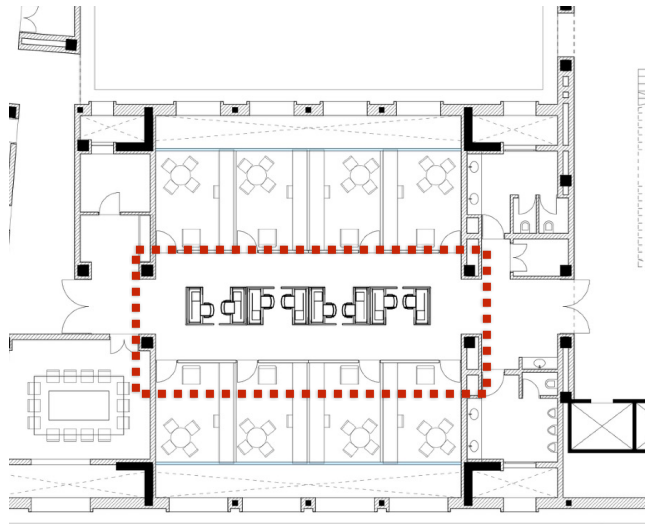
15 ft 8 in x 20 ft 3 in

OUTSIDE

OFFICE



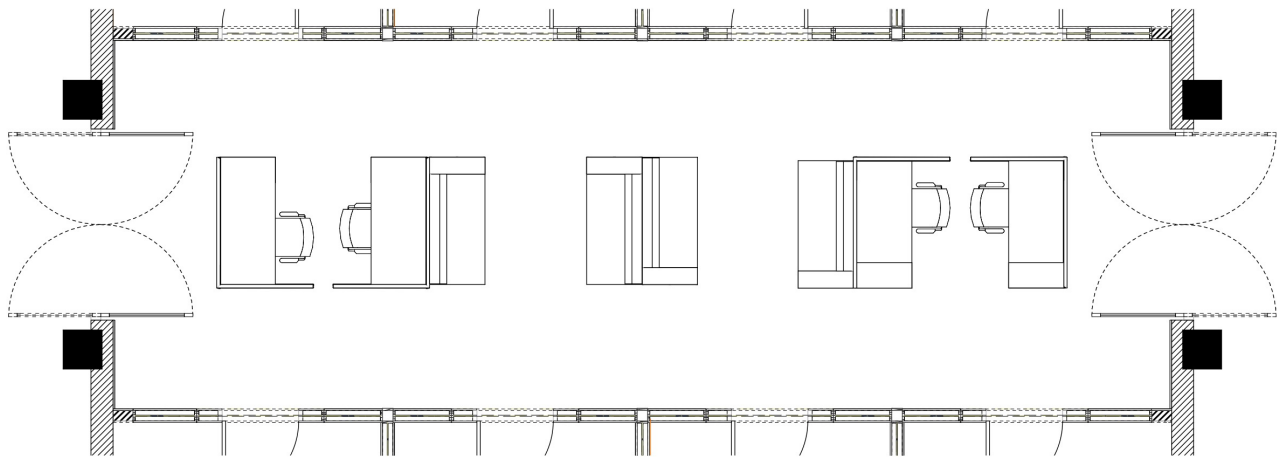
FACULTY WINGS



CABIN MODULE KEYPLAN

SUPPORT STAFF  
1247 x 433 (40 ft 11 in x 14 ft 3 in)

SECRETARIAL CORE  
40 ft 11 in x 14 ft 3 in

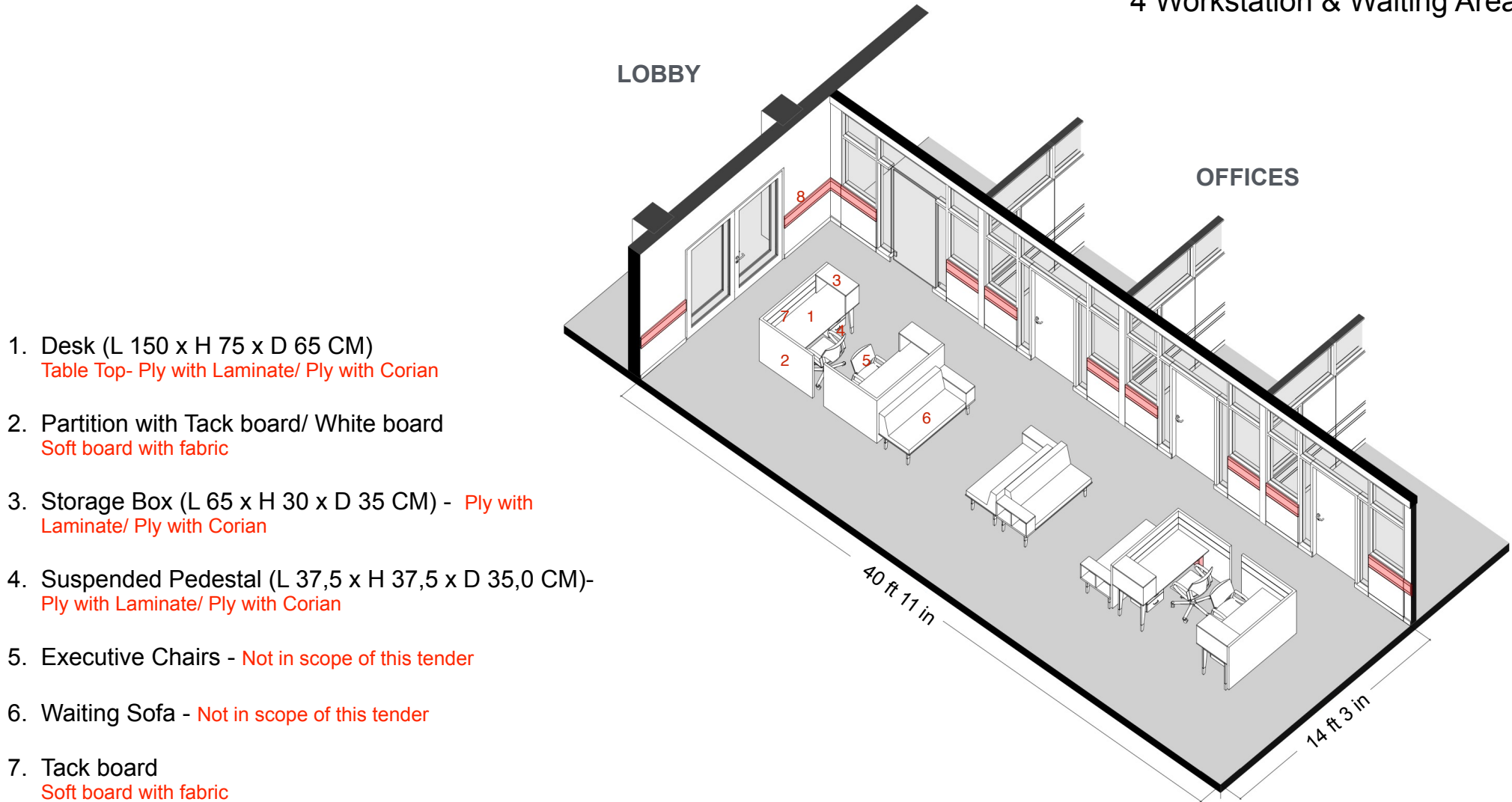


PLAN

# FACULTY WINGS

## SECRETARIAL CORE

40 ft 11 in x 14 ft 3 in  
4 Workstation & Waiting Area

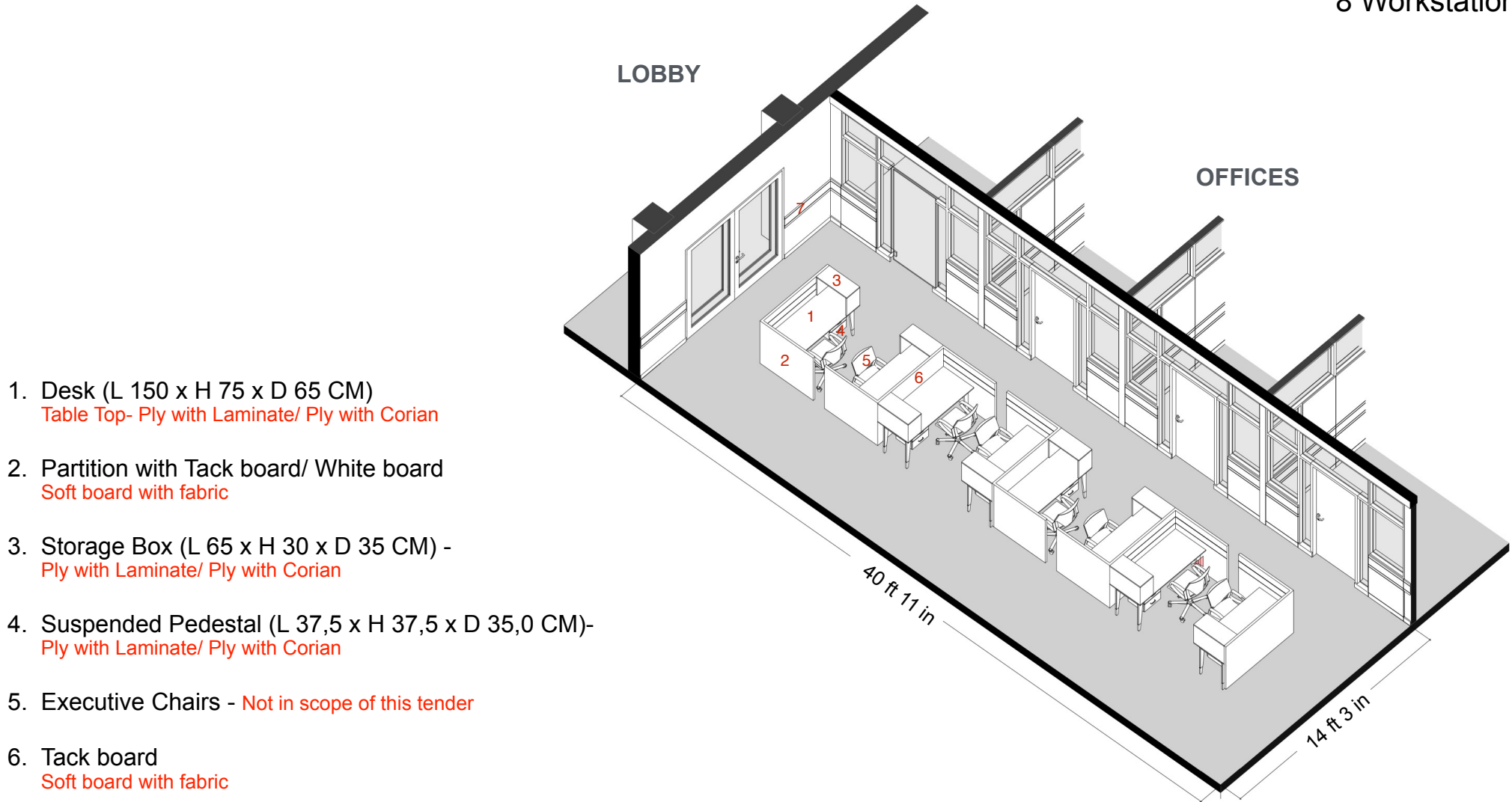


1. Desk (L 150 x H 75 x D 65 CM)  
Table Top- Ply with Laminate/ Ply with Corian
2. Partition with Tack board/ White board  
Soft board with fabric
3. Storage Box (L 65 x H 30 x D 35 CM) - Ply with Laminate/ Ply with Corian
4. Suspended Pedestal (L 37,5 x H 37,5 x D 35,0 CM)- Ply with Laminate/ Ply with Corian
5. Executive Chairs - Not in scope of this tender
6. Waiting Sofa - Not in scope of this tender
7. Tack board  
Soft board with fabric
8. Electrical Band (H 28 CM)  
Ply + Laminated/Veneer (with SS304 Hardware + Accessories)

# FACULTY WINGS

## SECRETARIAL CORE

40 ft 11 in x 14 ft 3 in  
8 Workstation



1. Desk (L 150 x H 75 x D 65 CM)  
Table Top- Ply with Laminate/ Ply with Corian
2. Partition with Tack board/ White board  
Soft board with fabric
3. Storage Box (L 65 x H 30 x D 35 CM) -  
Ply with Laminate/ Ply with Corian
4. Suspended Pedestal (L 37,5 x H 37,5 x D 35,0 CM)-  
Ply with Laminate/ Ply with Corian
5. Executive Chairs - Not in scope of this tender
6. Tack board  
Soft board with fabric
7. Electrical Band (H 28 CM)  
Ply + Laminated/Veneer (with SS304 Hardware + Accessories)



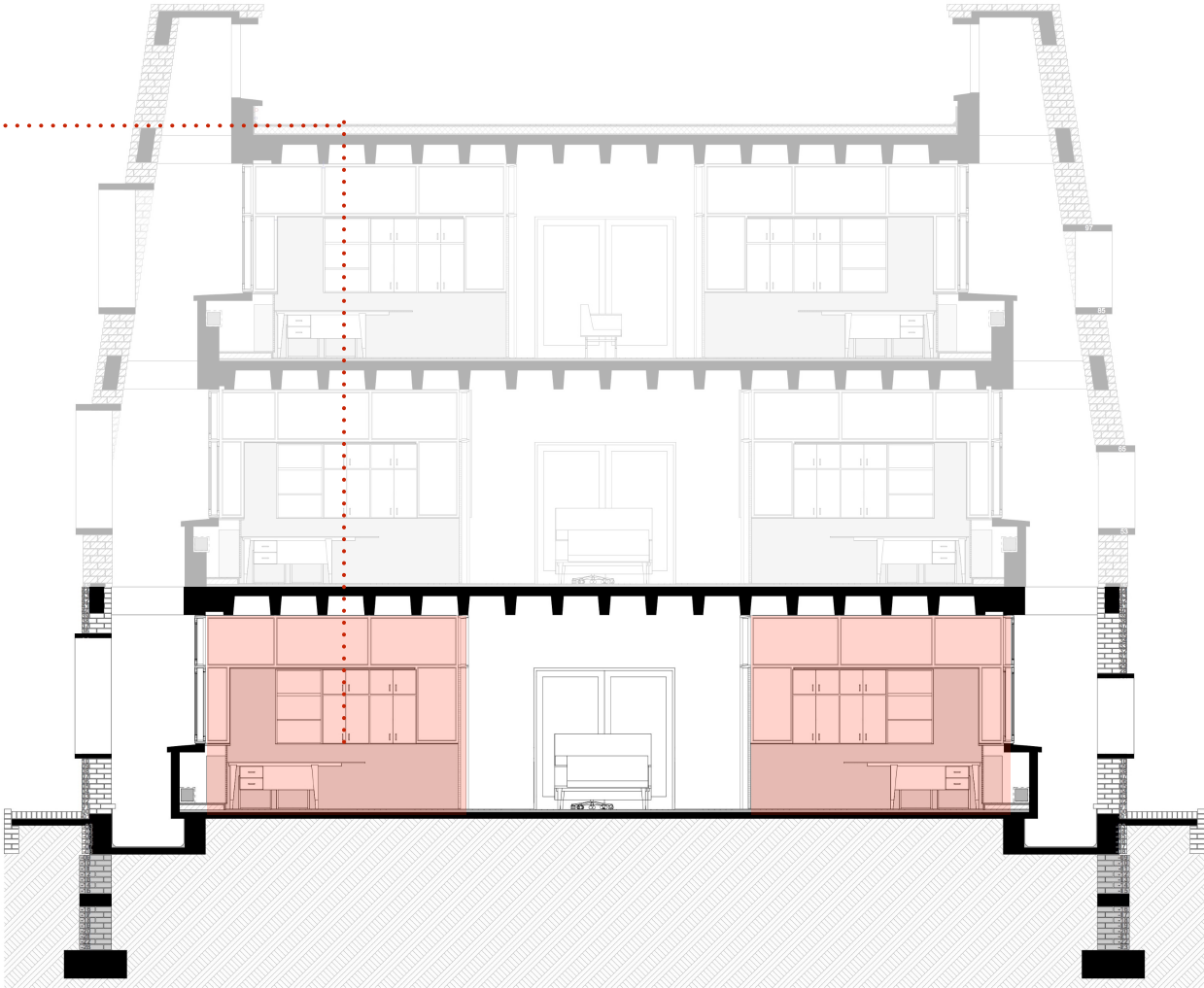
# SECRETARIAL CORE



FACULTY WINGS

TYPICAL FACULTY MODULE  
SECTION

Ground Floor Cabins  
W 405 x H 310 CM



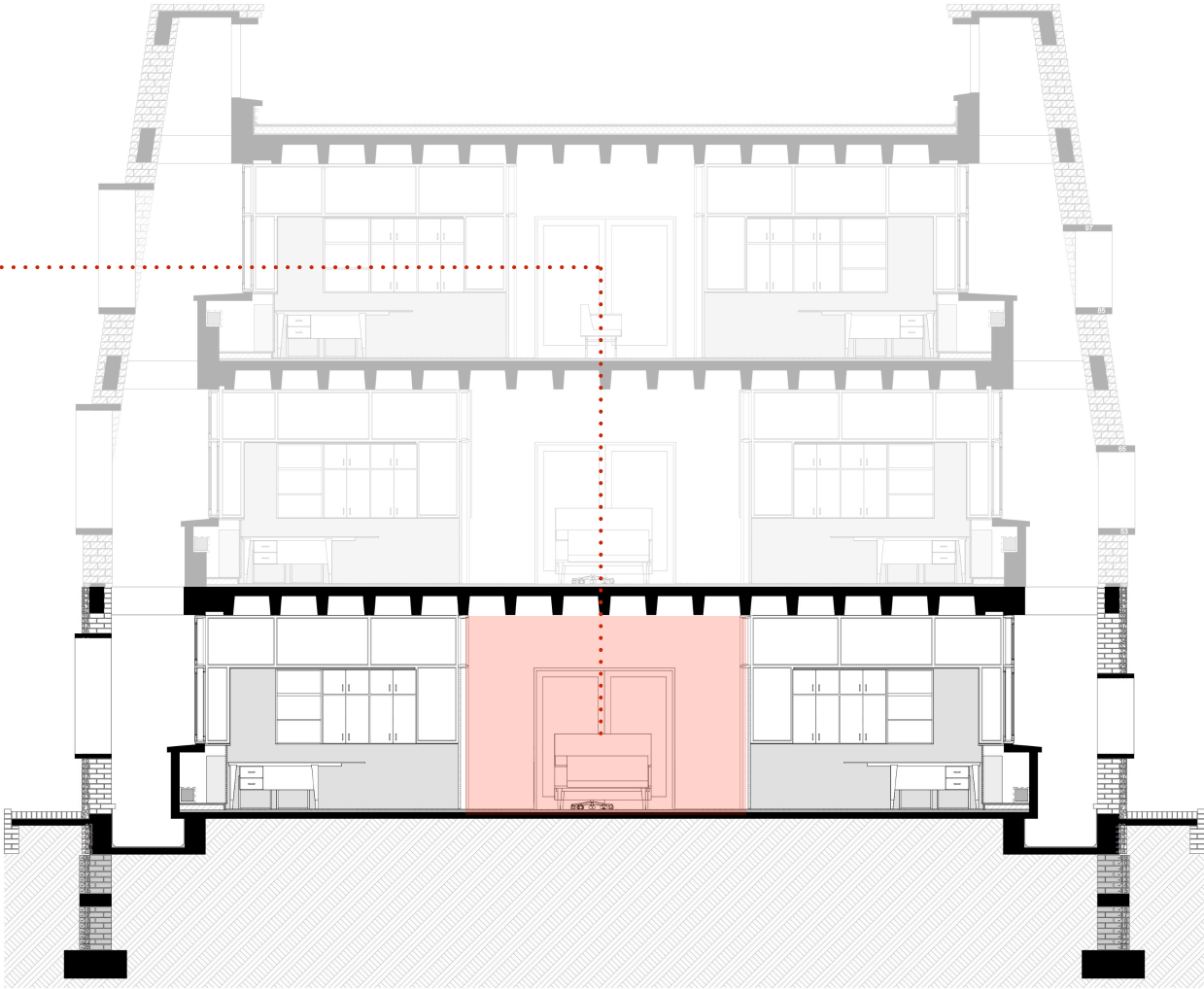


# FACULTY WINGS

## TYPICAL FACULTY MODULE SECTION

Ground Floor Cabins  
W 405 x H 310 CM

Ground Floor Corridor  
W 433 x H 310 CM





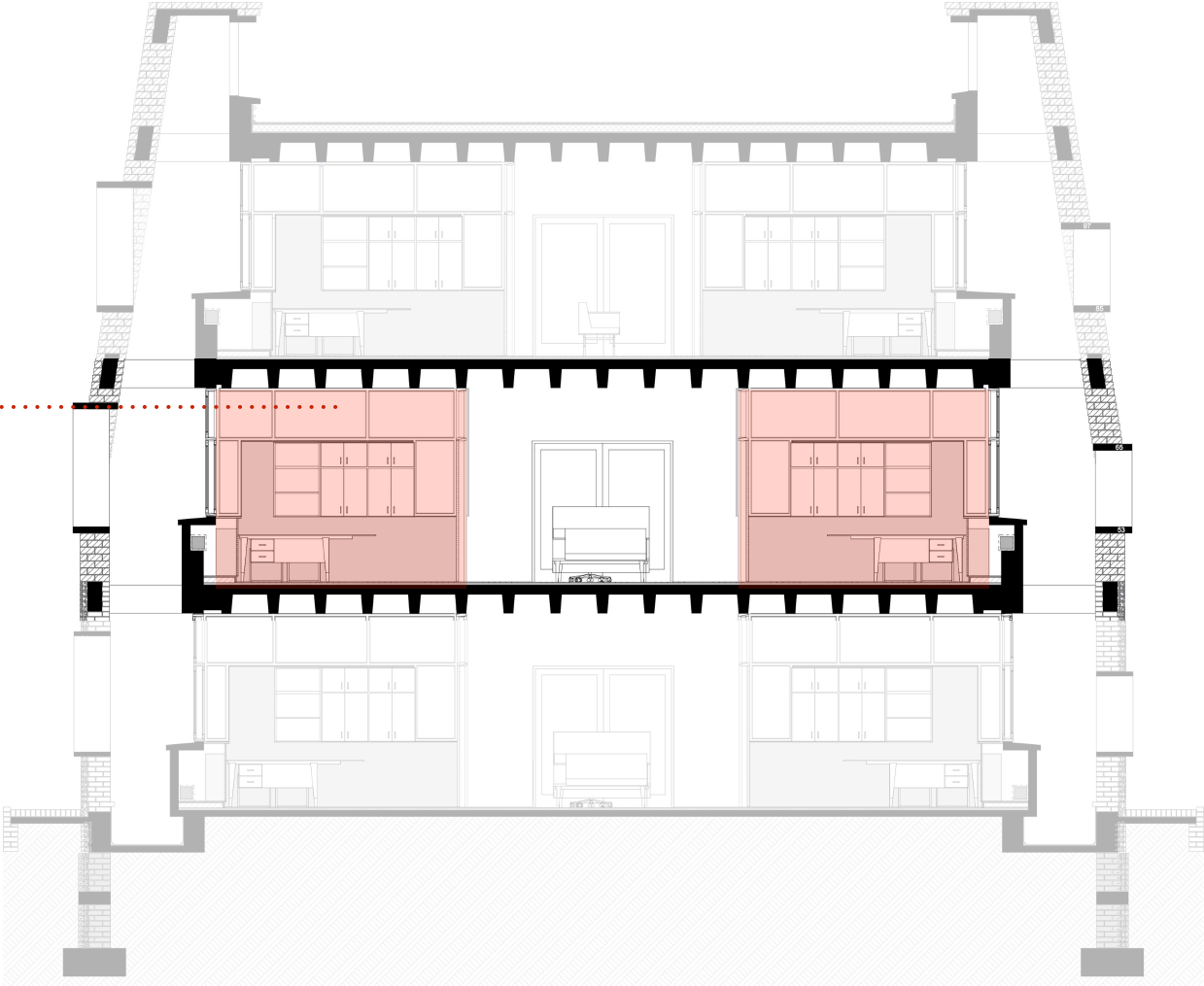
# FACULTY WINGS

## TYPICAL FACULTY MODULE SECTION

Ground Floor Cabins  
W 405 x H 310 CM

Ground Floor Corridor  
W 433 x H 310 CM

First Floor Cabins  
W383 x H 310 CM



# FACULTY WINGS

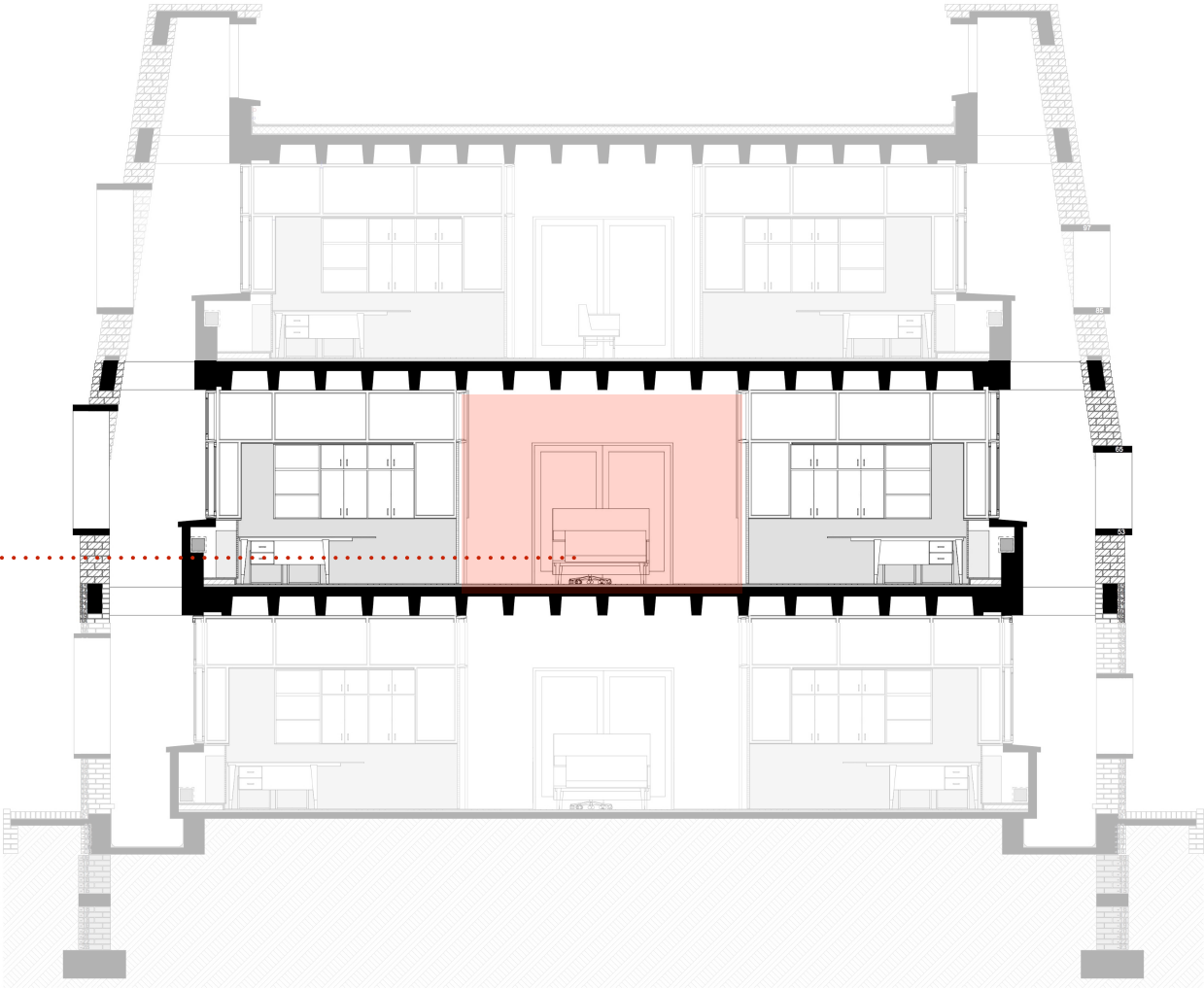
## TYPICAL FACULTY MODULE SECTION

Ground Floor Cabins  
W 405 x H 310 CM

Ground Floor Corridor  
W 433 x H 310 CM

First Floor Cabins  
W383 x H 310 CM

First Floor Corridor  
W 433 x H 310 CM



# FACULTY WINGS

## TYPICAL FACULTY MODULE SECTION

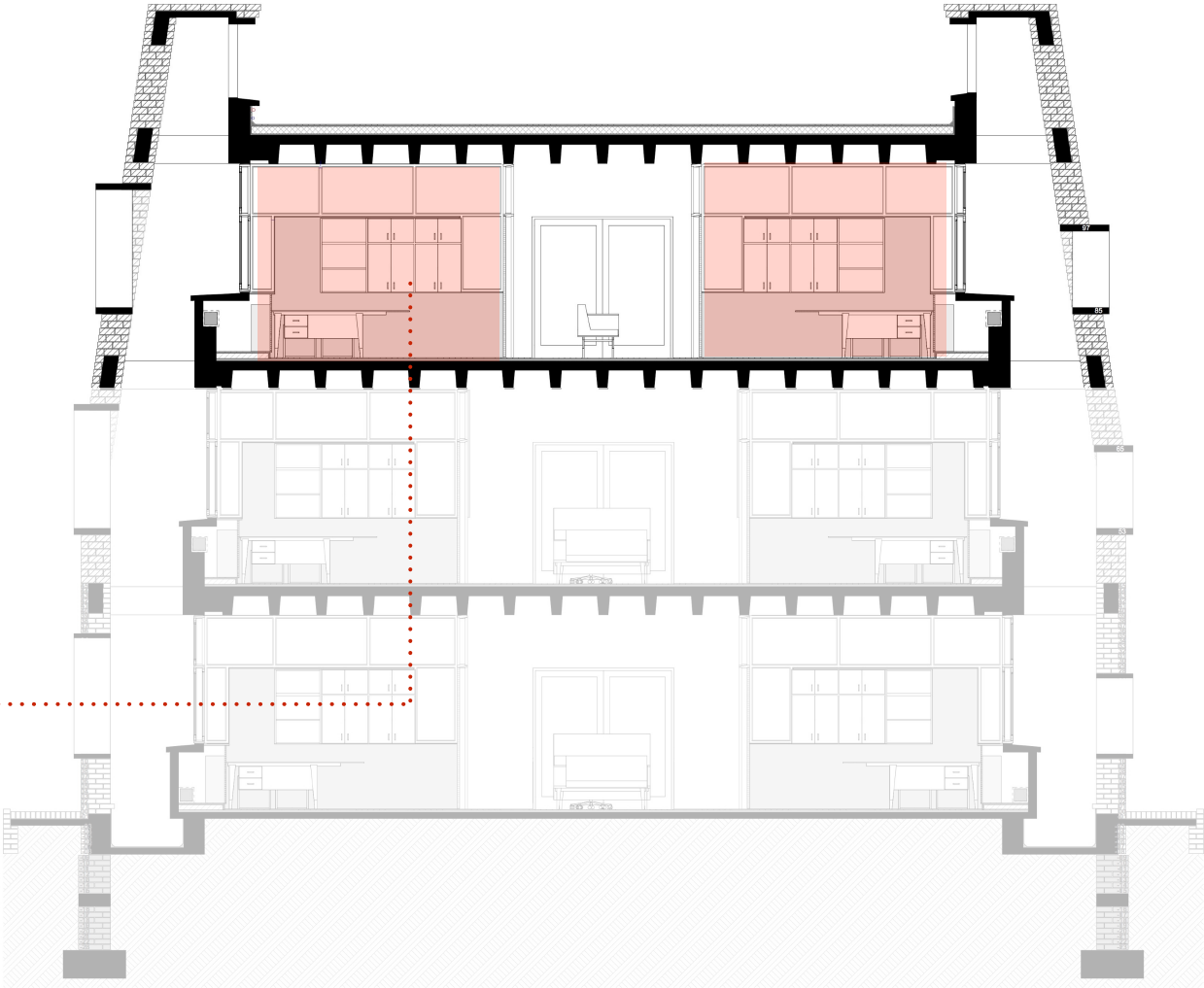
Ground Floor Cabins  
W 405 x H 310 CM

Ground Floor Corridor  
W 433 x H 310 CM

First Floor Cabins  
W383 x H 310 CM

First Floor Corridor  
W 433 x H 310 CM

**Second Floor Cabin**  
W 405 x H 310 CM



# FACULTY WINGS

## TYPICAL FACULTY MODULE SECTION

Ground Floor Cabins  
W 405 x H 310 CM

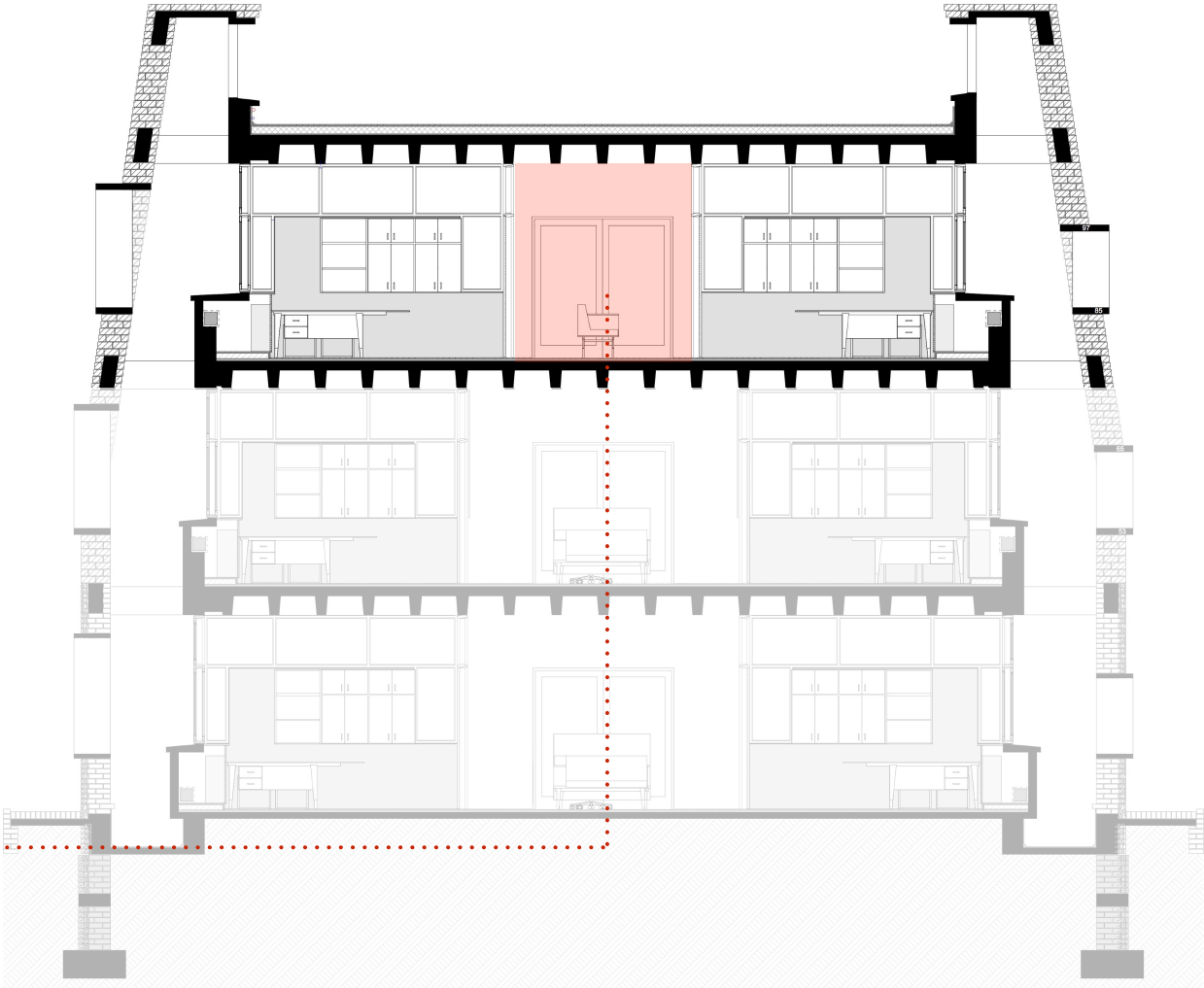
Ground Floor Corridor  
W 433 x H 310 CM

First Floor Cabins  
W383 x H 310 CM

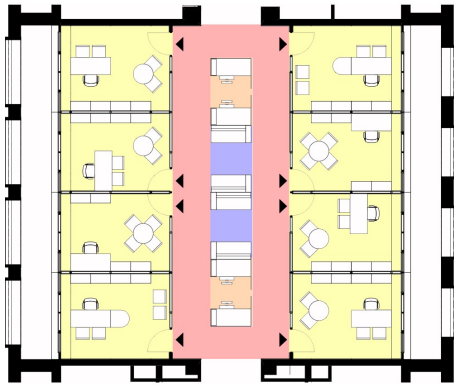
First Floor Corridor  
W 433 x H 310 CM

Second Floor Cabin  
W 405 x H 310 CM

**Second Floor Corridor**  
W 283 x H 310 CM



# FACULTY WINGS

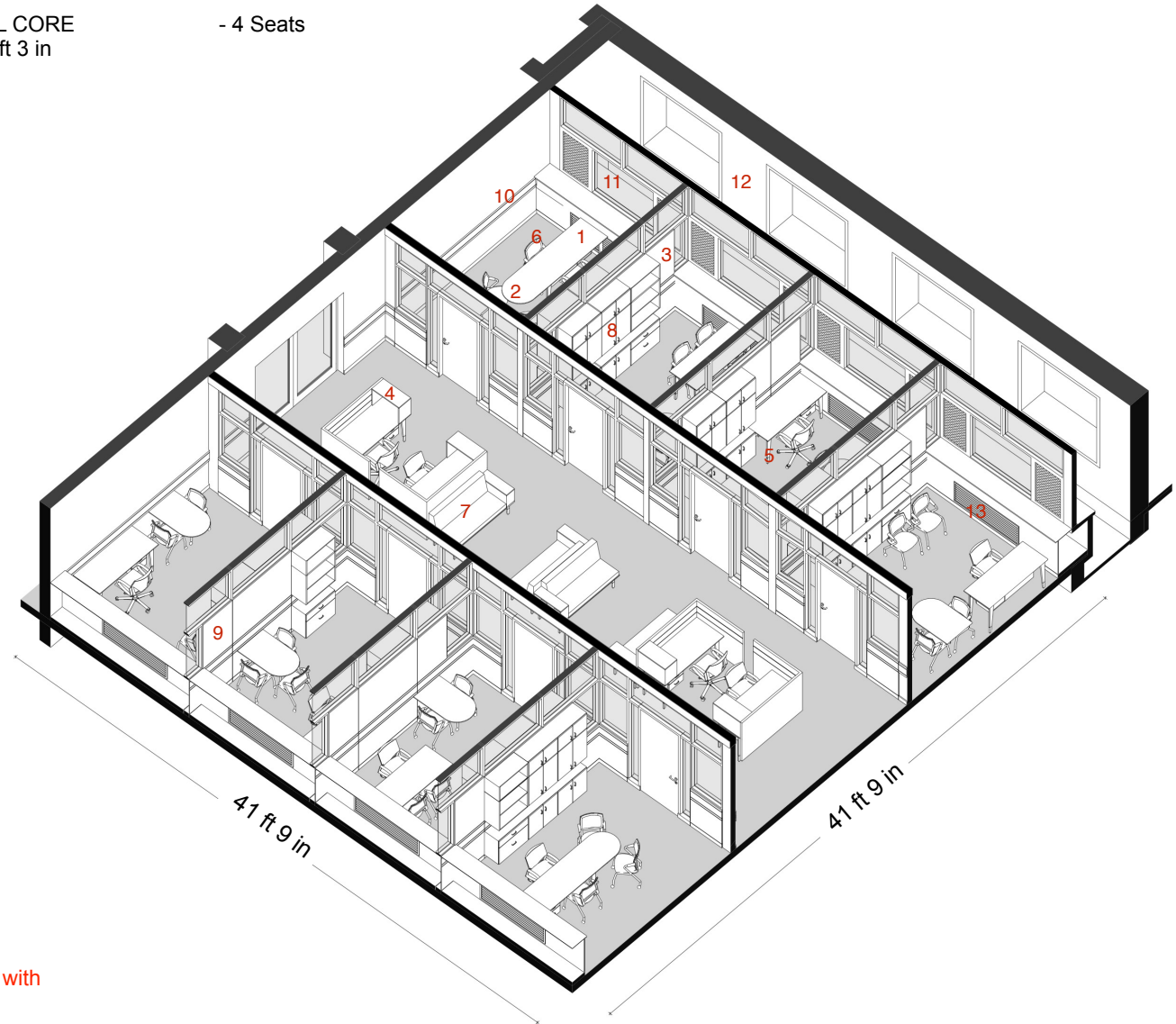


- ASSISTANT PROFESSOR'S CABIN - 8 Nos.  
8 x 9 ft 3 in x 13 ft 4 in
- SECRETARIAL CORE - 4 Seats  
40 ft 11 in x 14 ft 3 in

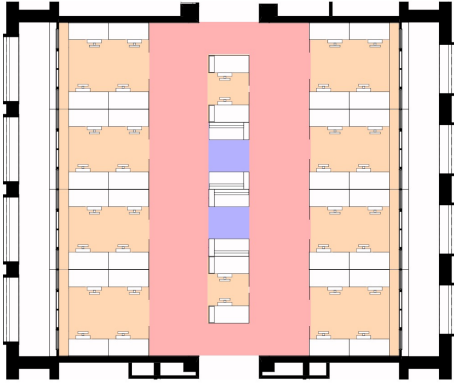
# TYPICAL FACULTY MODULE

41 ft 9 in x 41 ft 9 in  
CABIN OPT 1

1. Desk (L 150 x H 75 x D 65 CM)  
Table Top- Ply with Laminate/ Ply with Corian
2. Table Extension (L 75 x D 65 CM)  
Table Top- Ply with Laminate/ Ply with Corian
3. Partition with Tack board/ White board
4. Storage Box (L 65 x H 30 x D 35 CM) -  
Ply with Laminate/ Ply with Corian
5. Suspended Pedestal (L 37,5 x H 37,5 x D 35,0 CM)  
Ply with Laminate/ Ply with Corian
6. Executive Chairs - Not in scope of this tender
7. Waiting Sofa- Not in scope of this tender
8. Storage Box - Ply with Laminate/ Ply with Corian
9. Tack board- Soft board with fabric
10. Electrical Band (H 28 CM)  
Ply + Laminated/Veneer (with SS304 Hardware + Accessories)
11. Blinds- Roller Blinds/Sun Screen/Blackout Curtain
12. Wall Paneling- Soft board with fabric/ Plywood with Laminate/MS with  
Powder Coating/ Wooden slate/ Cement Sheet
13. Air Supply Grill- Second class teak wood



# FACULTY WINGS

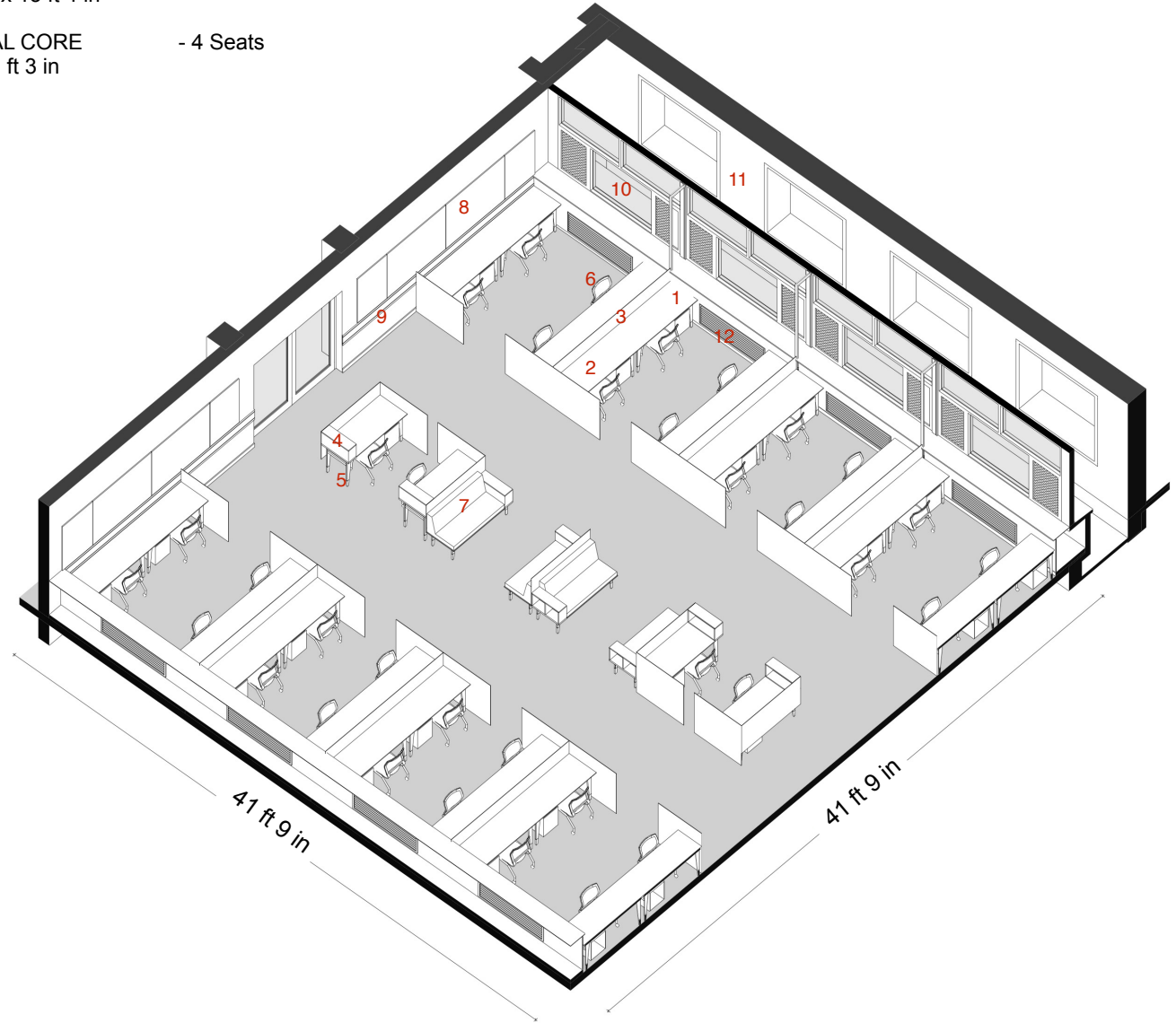


- OPEN OFFICE  
2 x 40 ft 11 in x 13 ft 4 in - 32 Seats
- SECRETARIAL CORE  
40 ft 11 in x 14 ft 3 in - 4 Seats

# TYPICAL FACULTY MODULE

41 ft 9 in x 41 ft 9 in  
OPEN OFFICE OPT 1

1. Desk (L 150 x H 75 x D 65 CM)  
Table Top- Ply with Laminate/ Ply with Corian
2. Table Extension (L 75 x D 65 CM)  
Table Top- Ply with Laminate/ Ply with Corian
3. Partition with Tack board/ White board
4. Storage Box (L 65 x H 30 x D 35 CM)  
Ply with Laminate/ Ply with Corian
5. Suspended Pedestal (L 37,5 x H 37,5 x D 35,0 CM)  
Ply with Laminate/ Ply with Corian
6. Executive Chairs- Not in scope of this tender
7. Waiting Sofa- Not in scope of this tender
8. Tack board- Soft board with fabric
9. Electrical Band (H 28 CM)  
Ply + Laminated/Veneer (with SS304 Hardware + Accessories)
10. Blinds- Roller Blinds/Sun Screen/Blackout Curtain
11. Wall Paneling- Soft board with fabric/ Plywood with  
Laminate/MS with Powder Coating/ Wooden slate/ Cement Sheet
12. Air Supply Grill - Second Class Teak Wood



ACADEMIC BLOCK

**CLASSROOMS**



# CLASSROOM WINGS

## OVERVIEW GROUND FLOOR PLAN

- 20 SEATER DISCUSSION ROOM - 3 Nos.
- 30 SEATER CLASSROOM - 8 Nos.
- 50 SEATER CLASSROOM - 1 Nos.
- 75 SEATER CLASSROOM - 4 Nos.
- 300 SEATER CLASSROOM - 2 Nos.

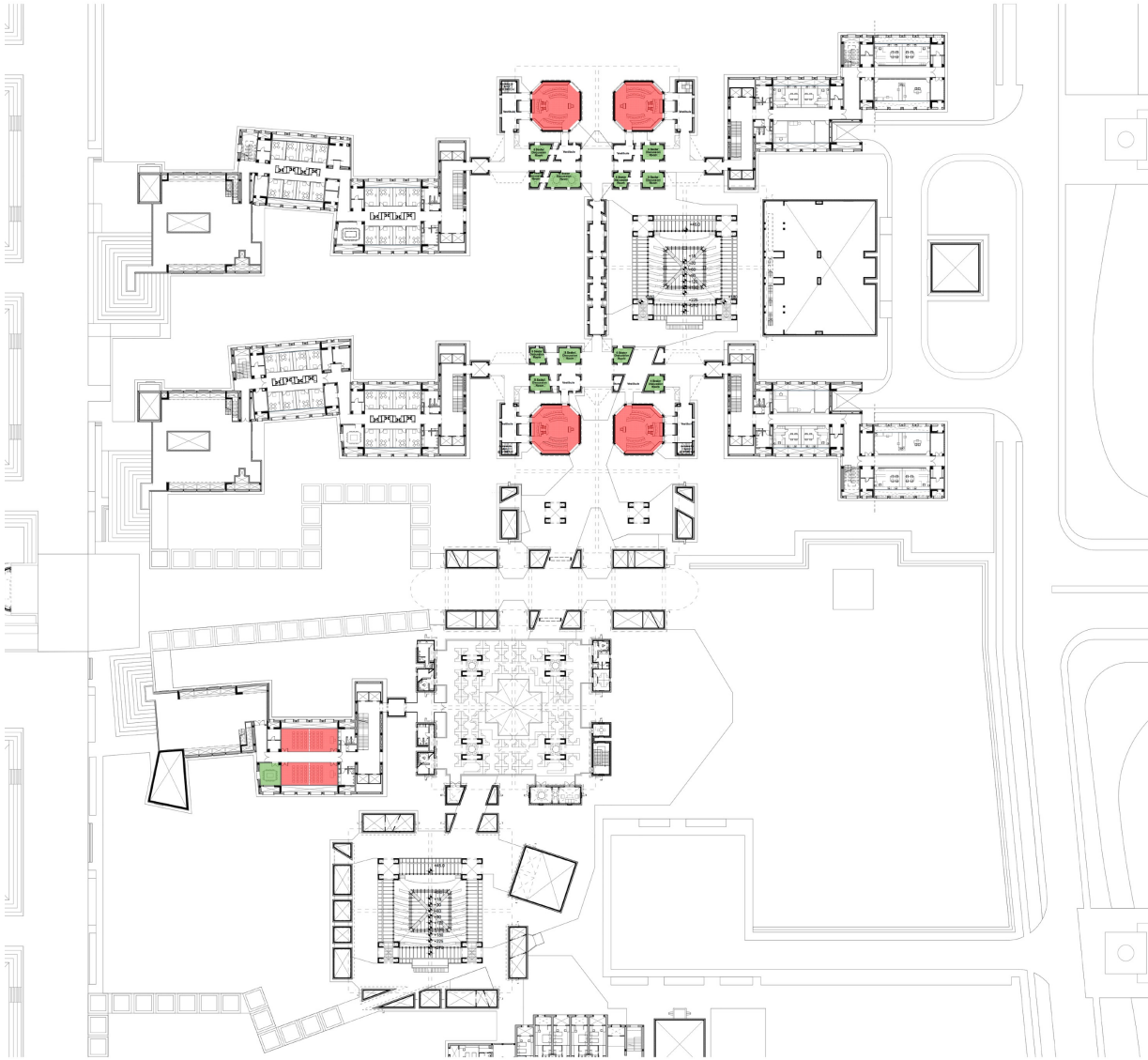




# CLASSROOM WINGS

## OVERVIEW FIRST FLOOR PLAN

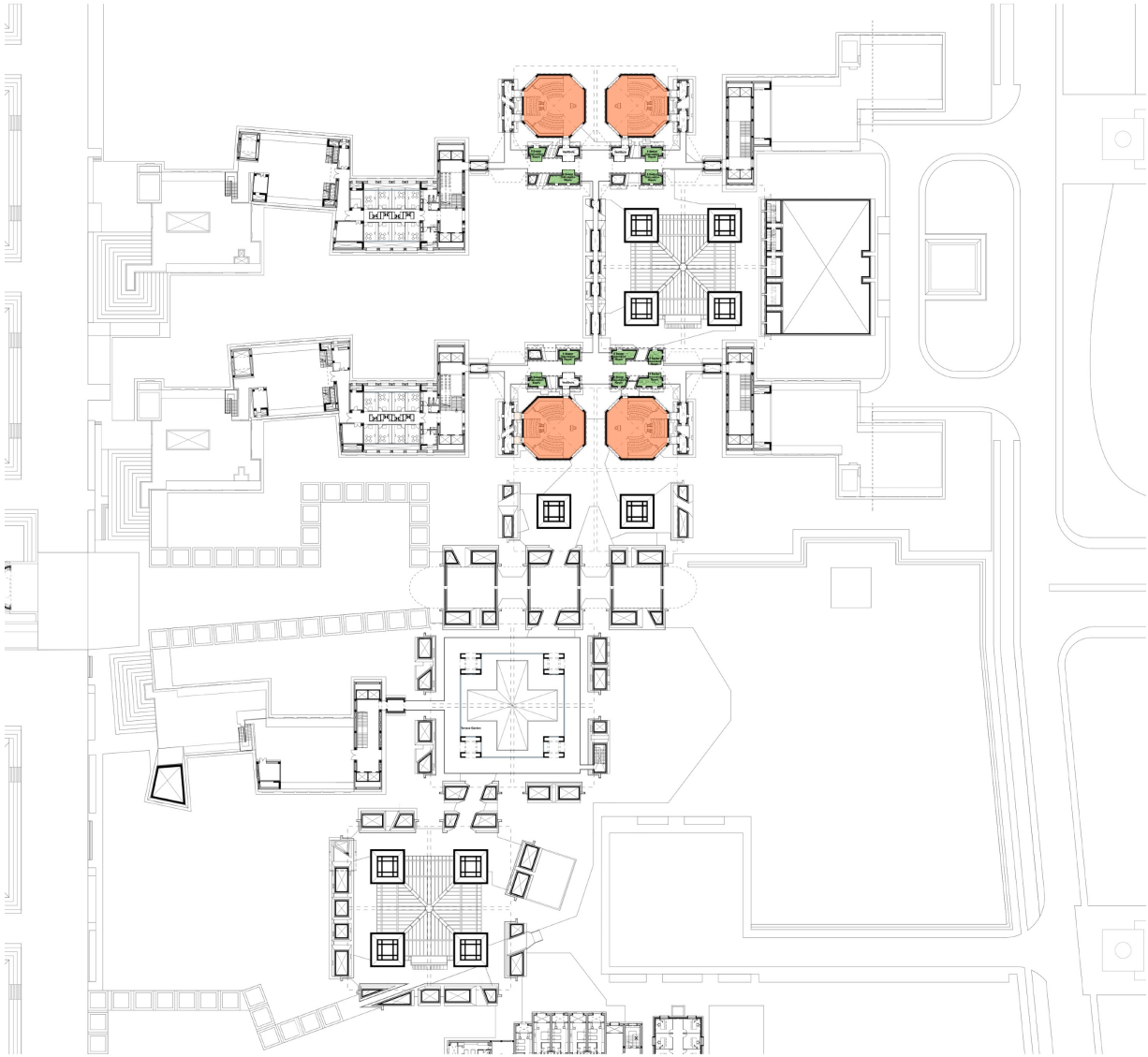
- 20 SEATER DISCUSSION ROOM - 12 Nos.
- 30 SEATER CLASSROOM - 8 Nos.



# CLASSROOM WINGS

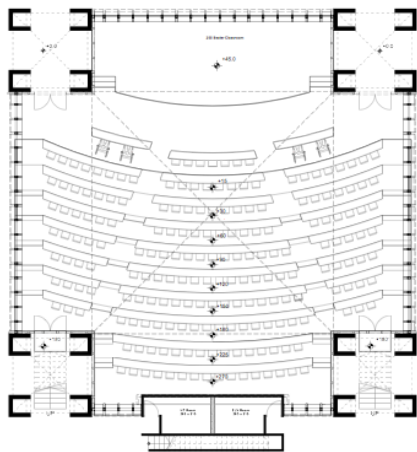
## OVERVIEW SECOND FLOOR PLAN

- 20 SEATER DISCUSSION ROOM - 8 Nos.
- 50 SEATER CLASSROOM - 4 Nos.

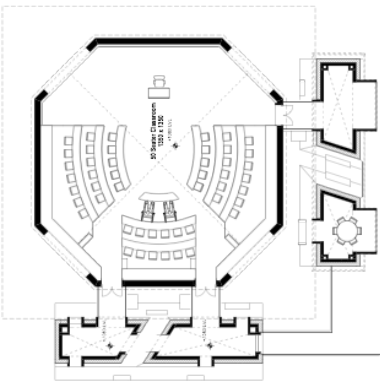


# CLASSROOM WINGS

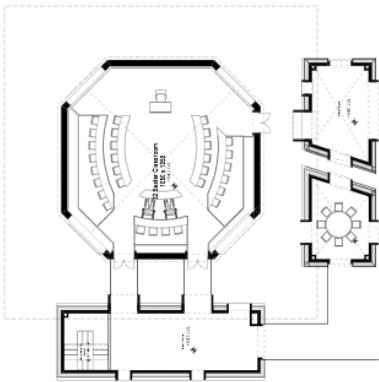
## OVERVIEW TYPOLOGIES



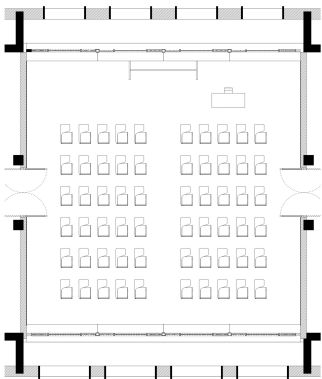
CLASSROOM  
300 Seater



CLASSROOM  
50 Seater  
Fixed Layout  
Discussion Centric

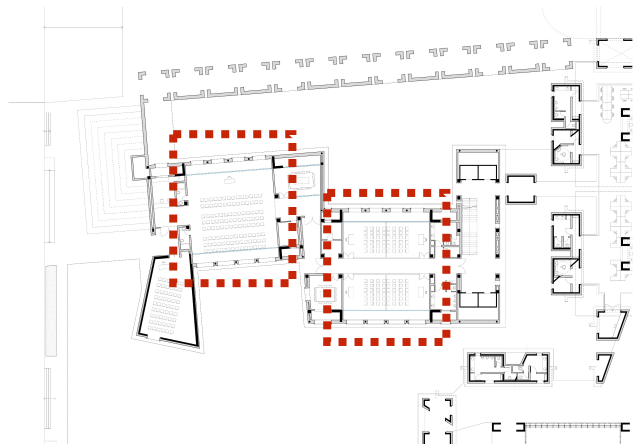


CLASSROOM  
32 Seater  
Fixed Layout  
Discussion Centric



CLASSROOM MODULE  
70 Seater  
Fixed Layout

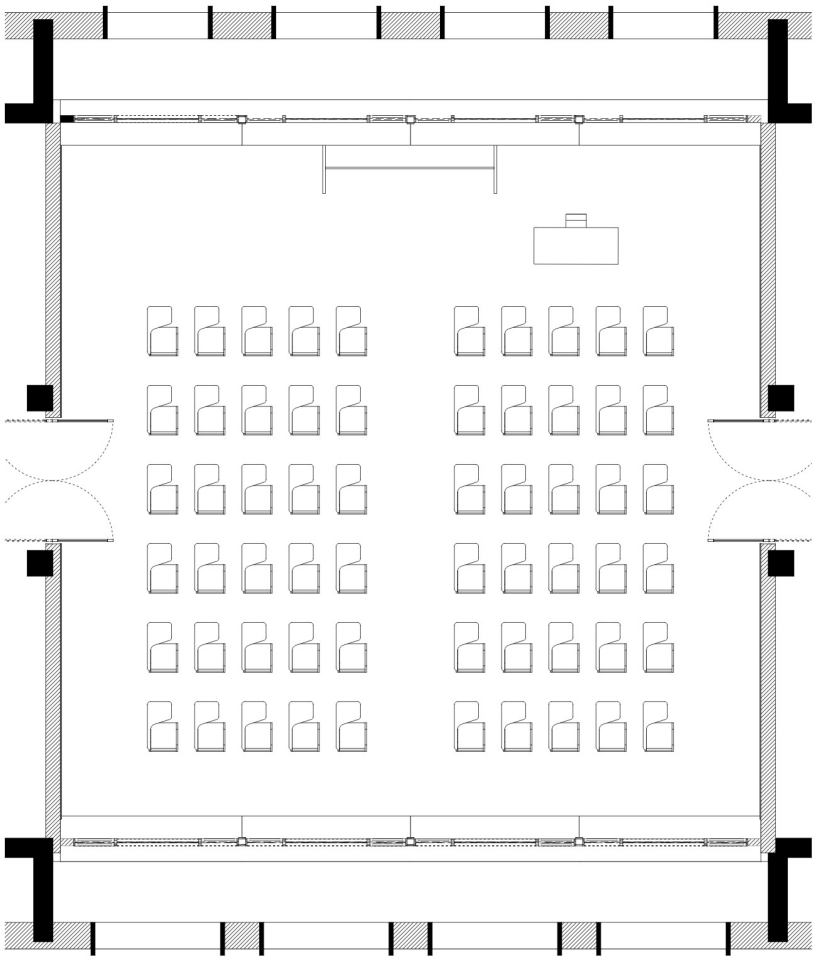
# CLASSROOM WINGS



ACADEMIC BLOCK PART KEY PLAN

CLASSROOM MODULE - 60 SEATER  
1272 x 1272 (41 ft 9 in x 41 ft 9 in)

# CLASSROOM MODULE TYPICAL FLOOR PLAN 41 ft 9 in x 41 ft 9 in



PLAN

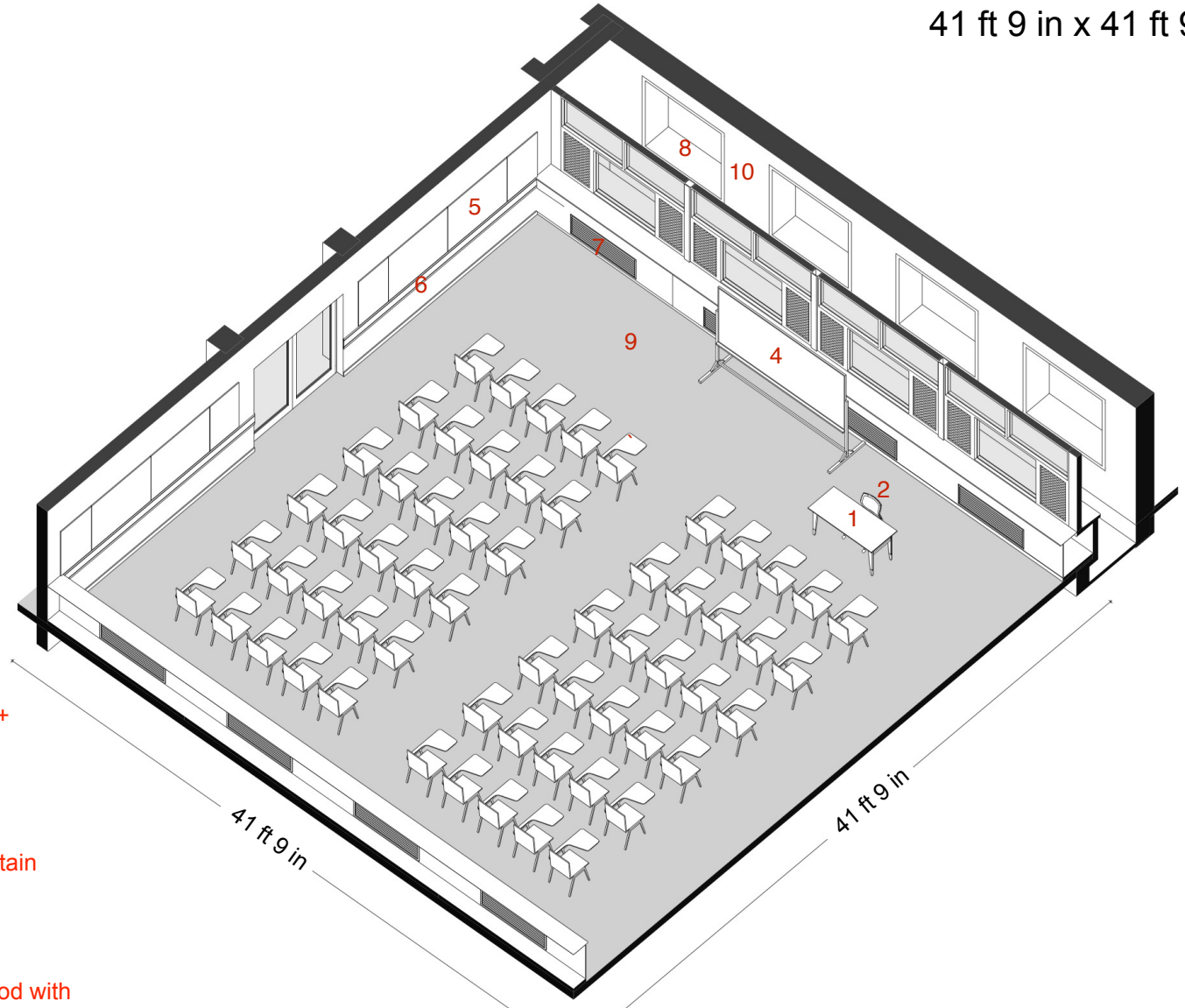
# CLASSROOM WINGS

## CLASSROOM MODULE

60 SEATER CLASSROOM

41 ft 9 in x 41 ft 9 in

1. Desk (L 150 x H 75 x D 65 CM)  
Table Top- Ply with Laminate/ Ply with Corian
2. Teacher Chair- Not in scope of this tender
3. Students Chair With Desk (60 Nos.) -  
Not in scope of this tender
4. Movable White Board
5. White Board / Tack Board  
Soft board with fabric
6. Electrical Band (H 28 CM)  
Ply + Laminate/Veneer (with SS304 Hardware + Accessories)
7. Air Supply Grill- Second Class Teak Wood
8. Blinds- Roller Blinds/Sun Screen/Blackout Curtain
9. Flooring- Carpet/Vinyl/Linoleum/Wooden
10. Wall Paneling- Soft board with fabric/ Plywood with Laminate/MS with Powder Coating/ Wooden slate/ Cement Sheet



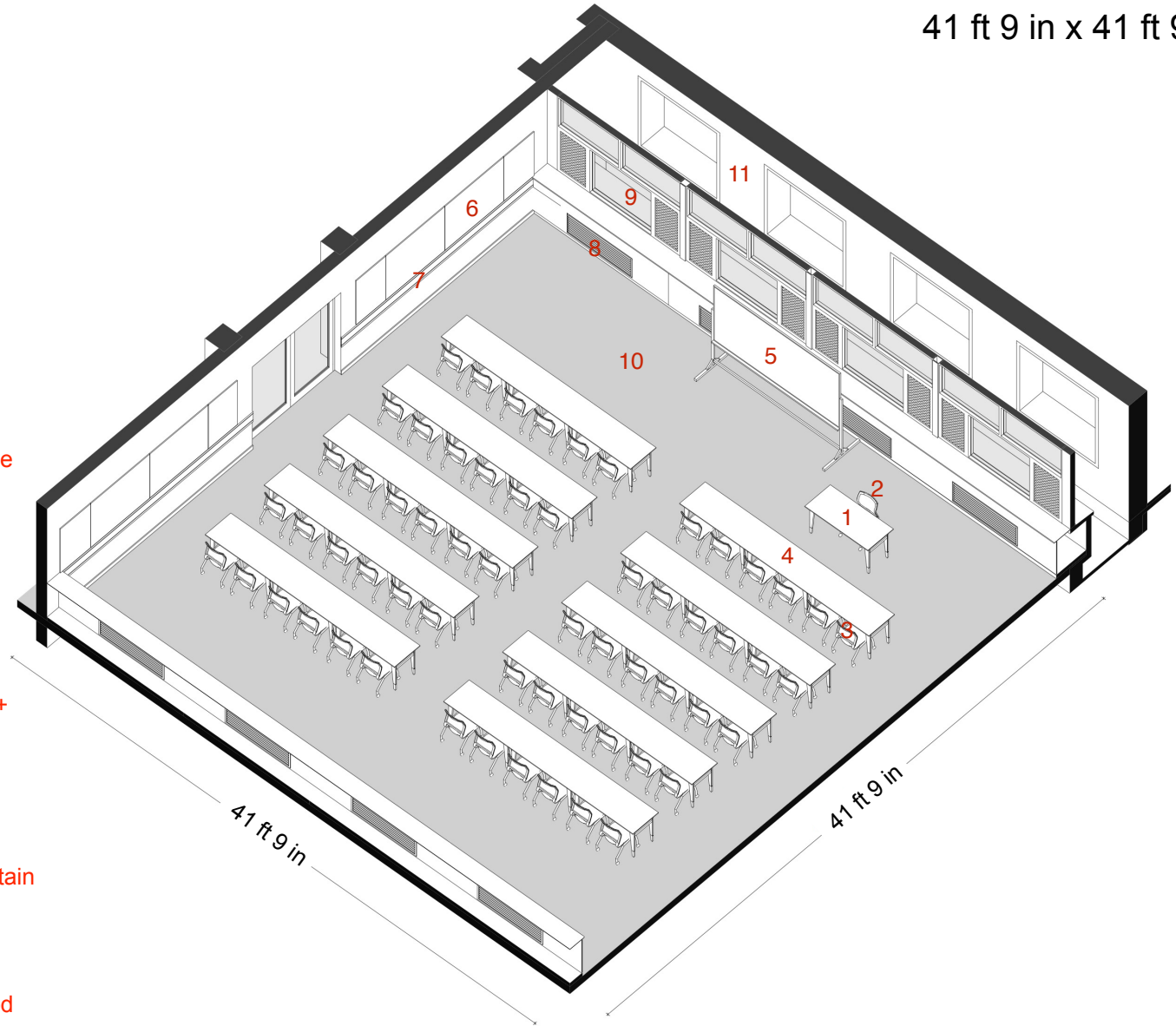
# CLASSROOM WINGS

## CLASSROOM MODULE

60 SEATER CLASSROOM

41 ft 9 in x 41 ft 9 in

1. Desk (L 150 x H 75 x D 65 CM)  
Table Top- Ply with Laminate/ Ply with Corian
2. Teacher Chair - Not in scope of this tender
3. Students Chair (60 Nos.)  
Not in scope of this tender
4. Students Desk (30 Nos.)  
(L 150 x H 75 x D 65 CM) Ply with Laminate
5. Movable White Board
6. White Board / Tack Board  
Soft board with fabric
7. Electrical Band (H 28 CM)  
Ply + Laminate/Veneer (with SS304 Hardware + Accessories)
8. Air Supply Grill  
Second Class Teak Wood
9. Blinds- Roller Blinds/Sun Screen/Blackout Curtain
10. Flooring- Carpet/Vinyl/Linoleum/Wooden
11. Wall Paneling-Soft board with fabric/ Plywood with Laminate/MS with Powder Coating/ Wooden slate/ Cement Sheet





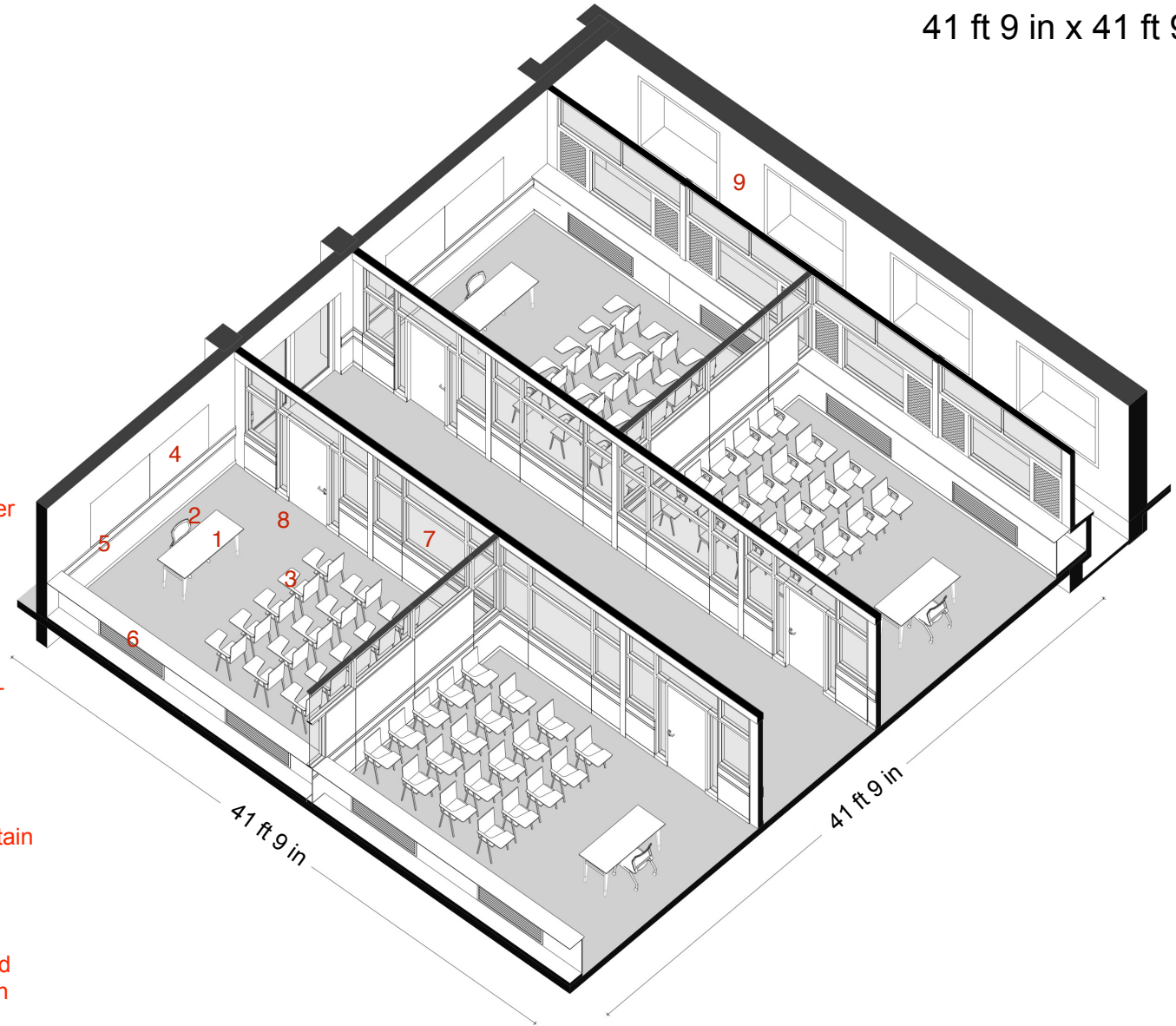
# CLASSROOM MODULE



# CLASSROOM WINGS

## CLASSROOM MODULE 4 X 20 SEATER CLASSROOMS 41 ft 9 in x 41 ft 9 in

1. Desk (L 150 x H 75 x D 65 CM)  
Table Top- Ply with Laminate/ Ply with Corian
2. Teacher Chair - *Not in scope of this tender*
3. Students Chair With Desk  
(4x 20 = 80 Nos.) - *Not in scope of this tender*
4. White Board / Tack Board  
Soft board with fabric
5. Electrical Band (H 28 CM)  
Ply + Laminate/Veneer (with SS304 Hardware + Accessories)
6. Air Supply Grill - *Second Class Teak Wood*
7. Blinds- *Roller Blinds/Sun Screen/Blackout Curtain*
8. Flooring- *Carpet/Vinyl/Linoleum/Wooden*
9. Wall Paneling- *Soft board with fabric/ Plywood with Laminate/MS with Powder Coating/ Wooden slate/ Cement Sheet*



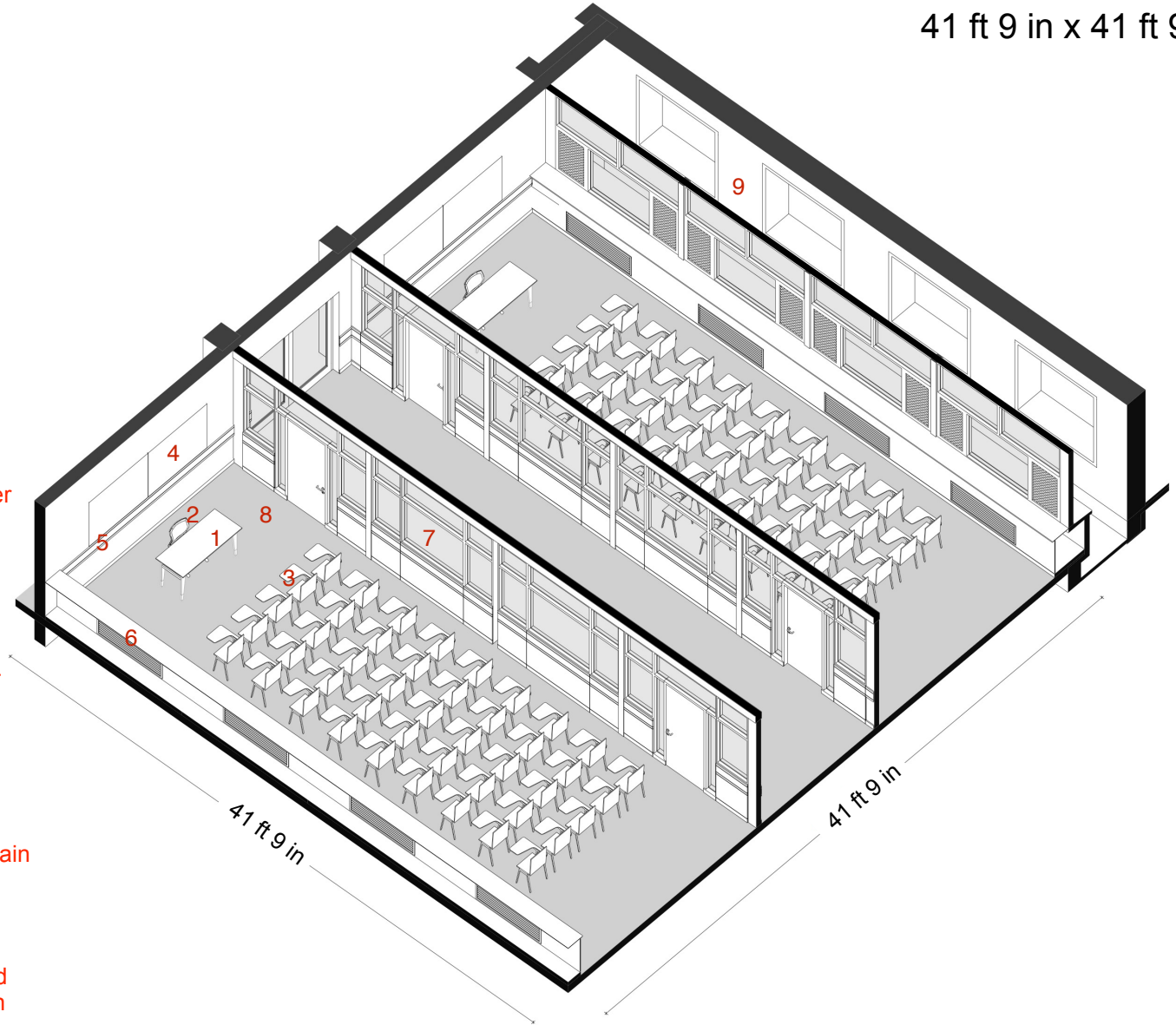


# CLASSROOM WINGS

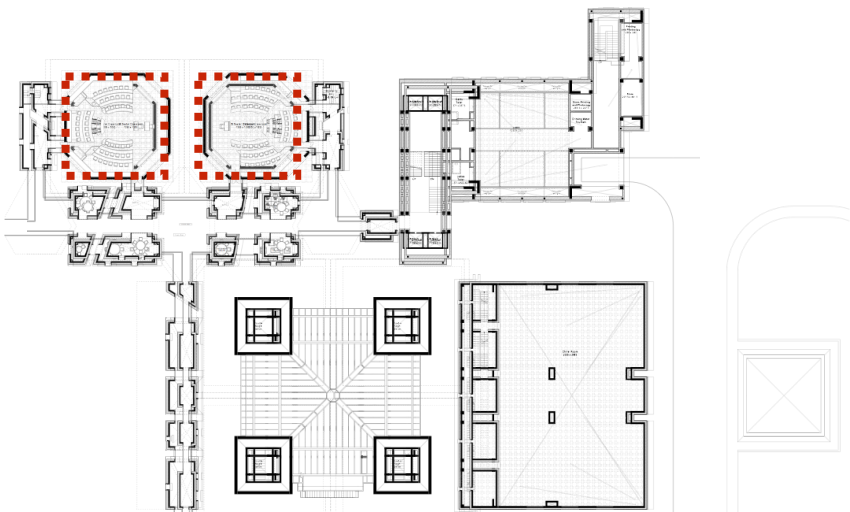
## CLASSROOM MODULE

2 X 45 SEATER CLASSROOMS  
41 ft 9 in x 41 ft 9 in

1. Desk (L 150 x H 75 x D 65 CM)  
Table Top- Ply with Laminate/ Ply with Corian
2. Teacher Chair - Not in scope of this tender
3. Students Chair With Desk  
(4x 20 = 80 Nos.) - Not in scope of this tender
4. White Board / Tack Board  
Soft board with fabric
5. Electrical Band (H 28 CM)  
Ply + Laminate/Veneer (with SS304 Hardware + Accessories)
6. Air Supply Grill  
Second Class Teak Wood
7. Blinds- Roller Blinds/Sun Screen/Blackout Curtain
8. Flooring- Carpet/Vinyl/Linoleum/Wooden
9. Wall Paneling- Soft board with fabric/ Plywood with Laminate/MS with Powder Coating/ Wooden slate/ Cement Sheet



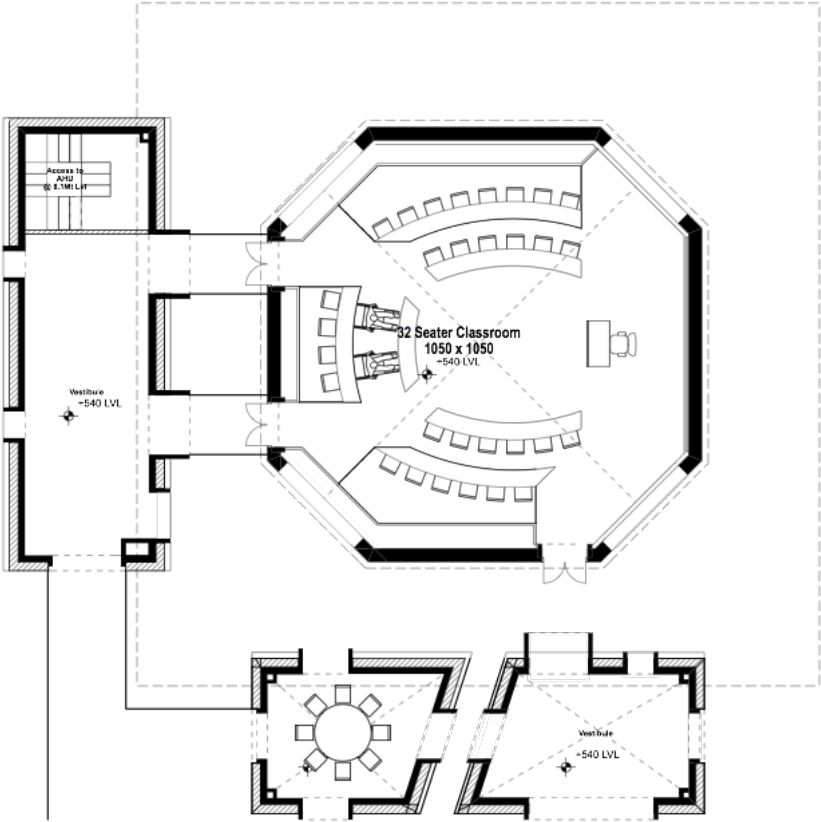
# CLASSROOM WINGS



ACADEMIC BLOCK PART KEY PLAN

CLASSROOM - 32 SEATER  
1065X1065 (34 ft 11 in X 34 ft 11 in)

# CLASSROOM - 32 SEATER TYPICAL FLOOR PLAN 34 ft 11 in X 34 ft 11 in

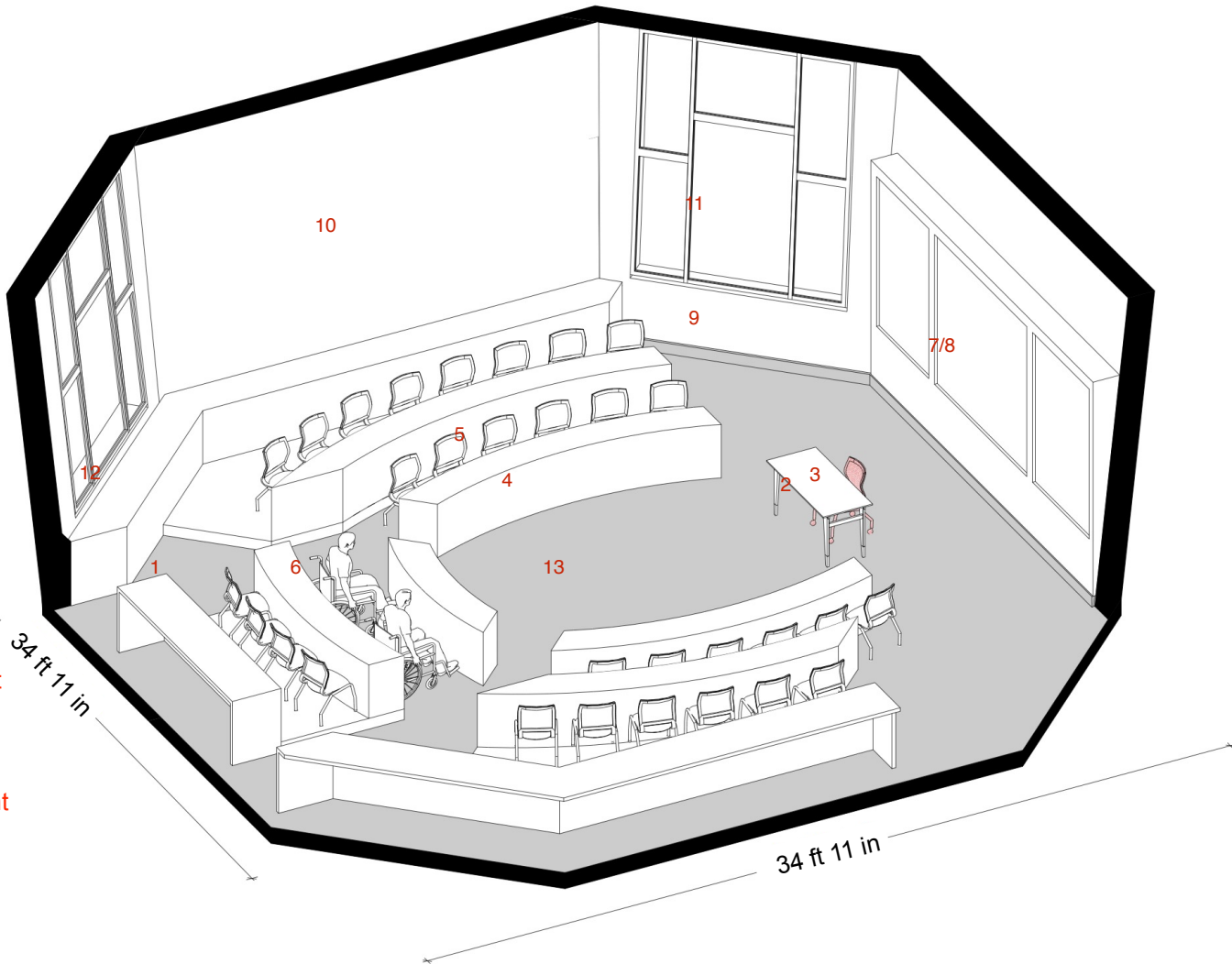


PLAN

# CLASSROOM WINGS

## CLASSROOM - 32 SEATER

1. Stepped Floor - Carpet/Vinyl/Linoleum/Wooden
2. Teacher's Desk (L 150 x H 75 x D 65 CM)  
Table Top- Ply with Laminate/ Ply with Corian
3. Teacher Chair- Not in scope of this tender
4. Students Tables- Ply with Laminate
5. Students Chair - Not in scope of this tender
6. Wheel Chair Zone
7. White Board Vertical Sliding Unit
8. Projection Screen
9. Cladding Panels- Soft board with fabric/ Plywood with Laminate/MS with Powder Coating/ Wooden slate/ Cement Sheet
10. Wall Paneling- Soft board with fabric/ Plywood with Laminate/MS with Powder Coating/ Wooden slate/ Cement Sheet
11. Blinds- Roller Blinds/Sun Screen/Blackout Curtain
12. Air Supply Grill- Second Class Teak Wood
13. Flooring- Carpet/Vinyl/Linoleum/Wooden

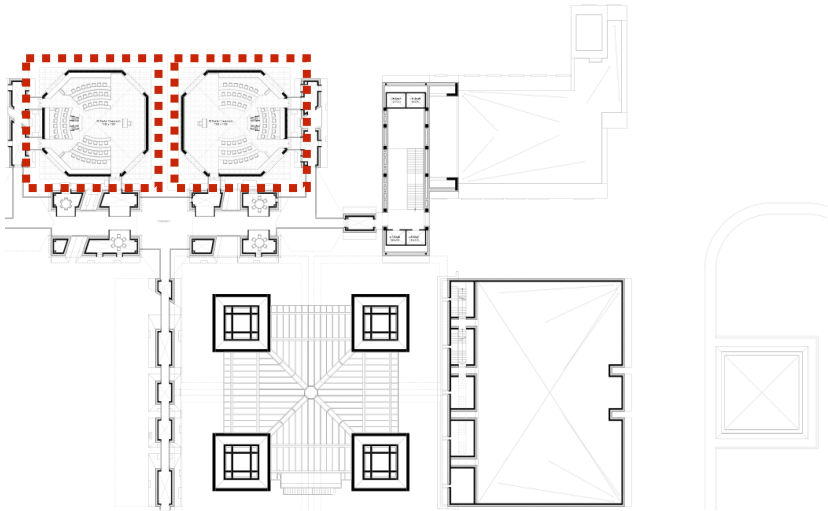




## CLASSROOM - 50 SEATER

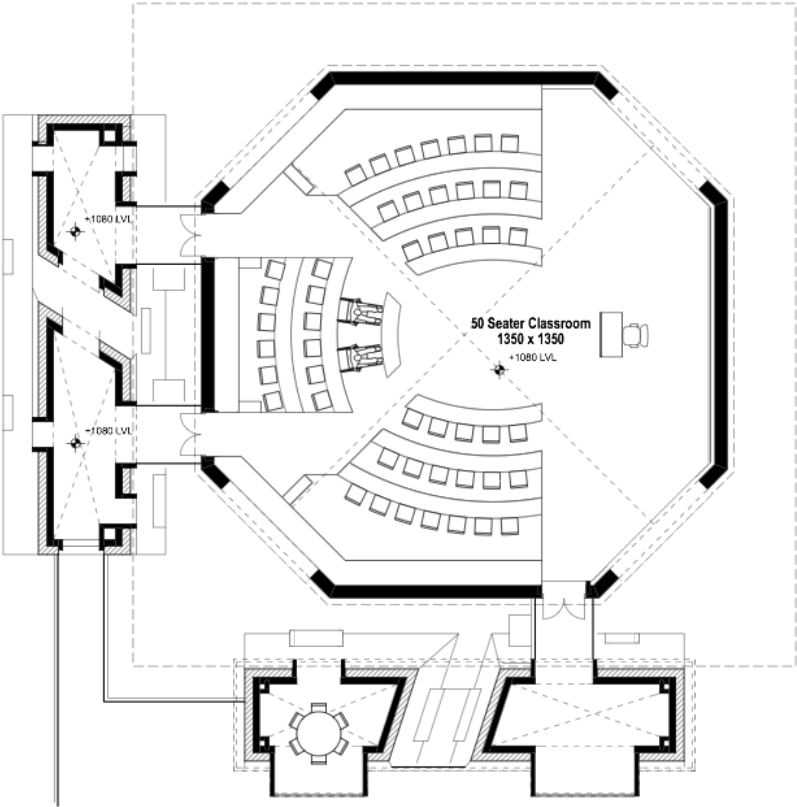


# CLASSROOM WINGS



ACADEMIC BLOCK PART KEY PLAN

# CLASSROOM - 50 SEATER TYPICAL FLOOR PLAN

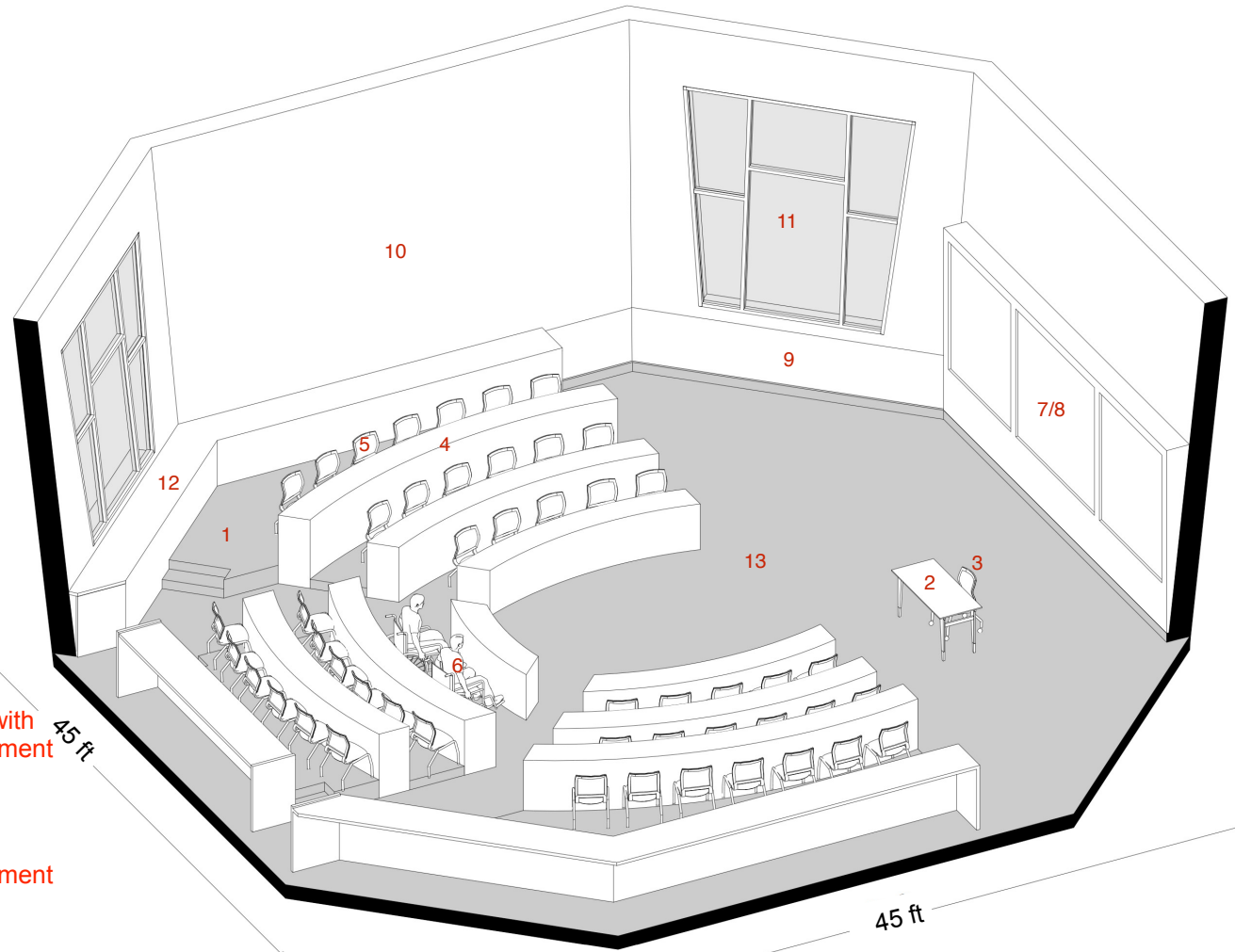


CLASSROOM - 50 SEATER  
1370X1370 (45 ft X 45 ft)

# CLASSROOM WINGS

## CLASSROOM - 50 SEATER 45x45 ft

1. Stepped Floor - Carpet/Vinyl/Linoleum/Wooden
2. Teacher's Desk (L 150 x H 75 x D 65 CM)  
Table Top- Ply with Laminate/ Ply with Corian
3. Teacher Chair- Not in scope of this tender
4. Students Tables- Ply with Laminate
5. Students Chair - Not in scope of this tender
6. Wheel Chair Zone
7. White Board Vertical Sliding Unit
8. Projection Screen
9. Cladding Panels - Soft board with fabric/ Plywood with Laminate/MS with Powder Coating/ Wooden slate/ Cement Sheet
10. Wall Paneling- Soft board with fabric/ Plywood with Laminate/MS with Powder Coating/ Wooden slate/ Cement Sheet
11. Blinds- Roller Blinds/Sun Screen/Blackout Curtain
12. Air Supply Grill- Second Class Teak Wood
13. Flooring- Carpet/Vinyl/Linoleum/Wooden



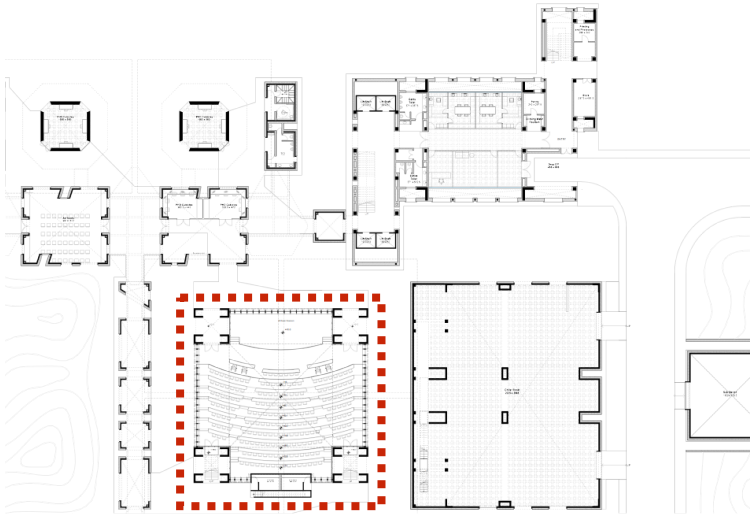


# CLASSROOM - 50 SEATER





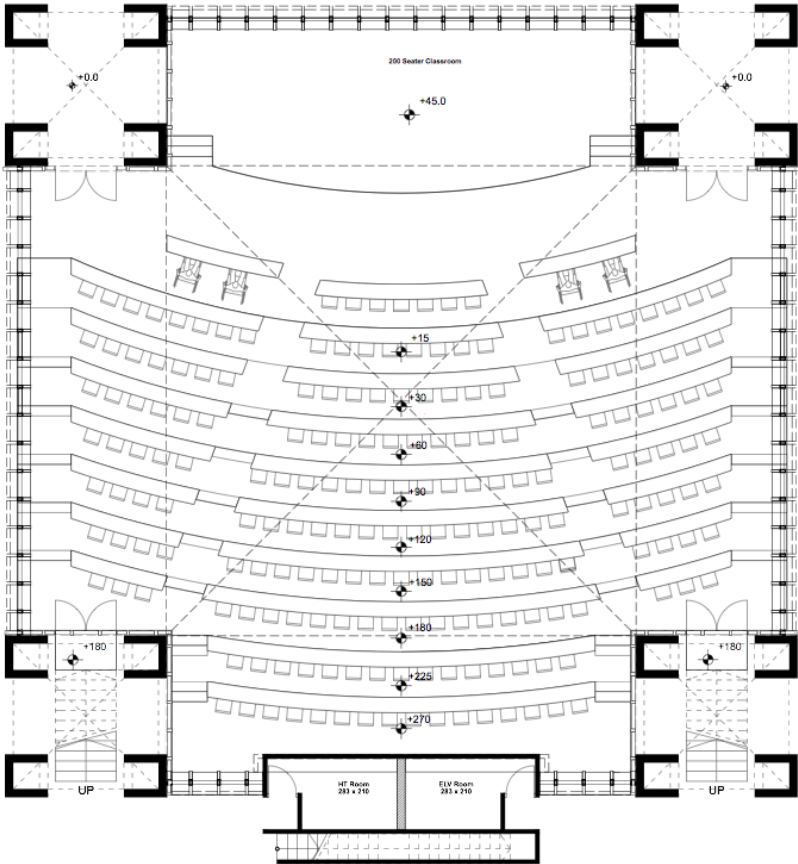
# CLASSROOM WINGS



ACADEMIC BLOCK PART KEY PLAN

CLASSROOM - 300 SEATER

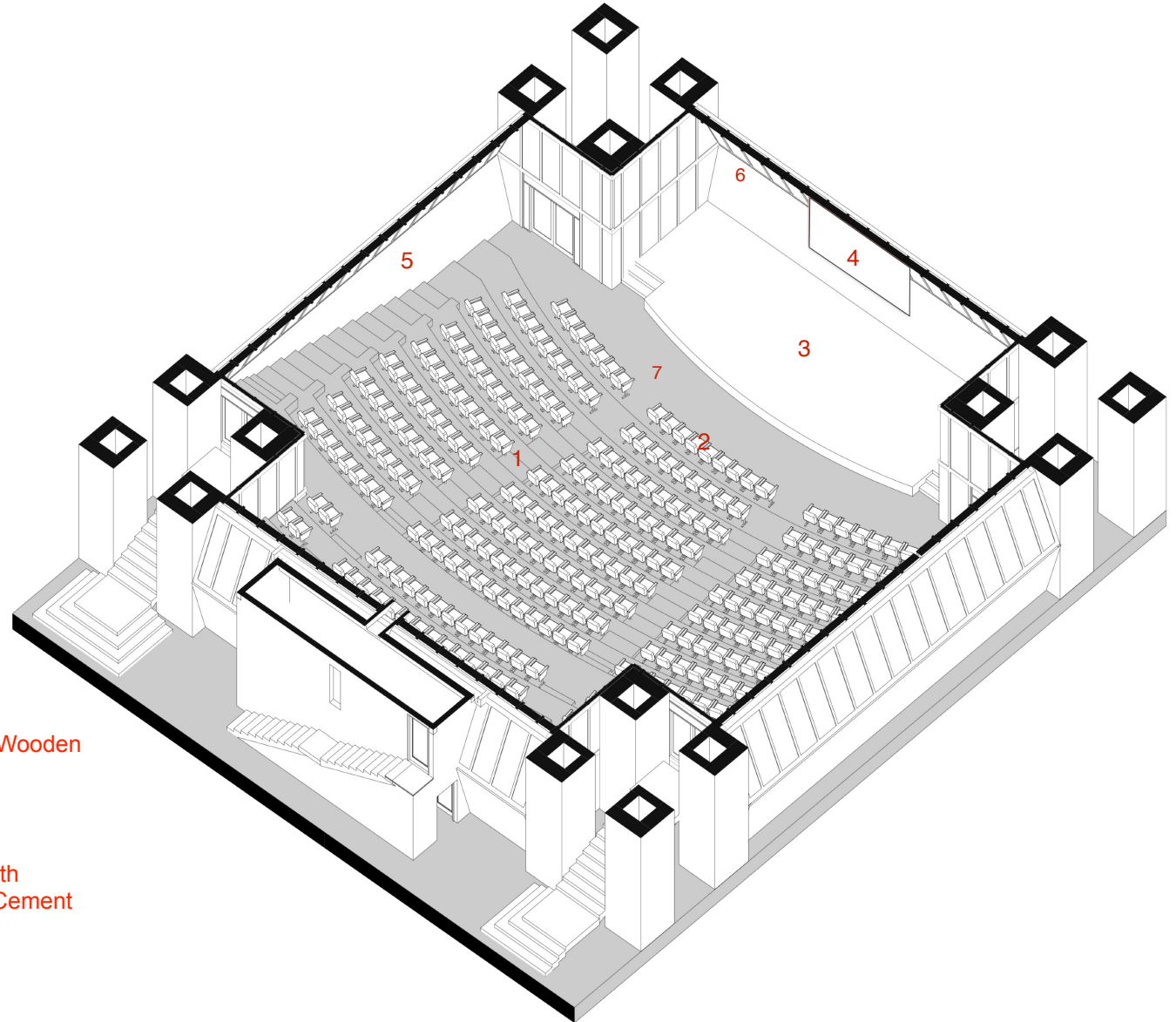
# CLASSROOM - 300 SEATER TYPICAL FLOOR PLAN



PLAN

# CLASSROOM WINGS

## CLASSROOM - 300 SEATER



1. Stepped Floor- Carpet/Vinyl/Linoleum/Wooden
2. Auditorium Chair with foldable Desk-let - Not in scope of this tender
3. Stage (1400 x 500 CM) Carpet/Vinyl/Linoleum/Wooden
4. Projection Screen
5. Wall Paneling- Soft board with fabric/ Plywood with Laminate/MS with Powder Coating/ Wooden slate/ Cement Sheet
6. Blinds- Roller Blinds/Sun Screen/Blackout Curtain
7. Flooring- Carpet/Vinyl/Linoleum/Wooden



# CLASSROOM - 300 SEATER

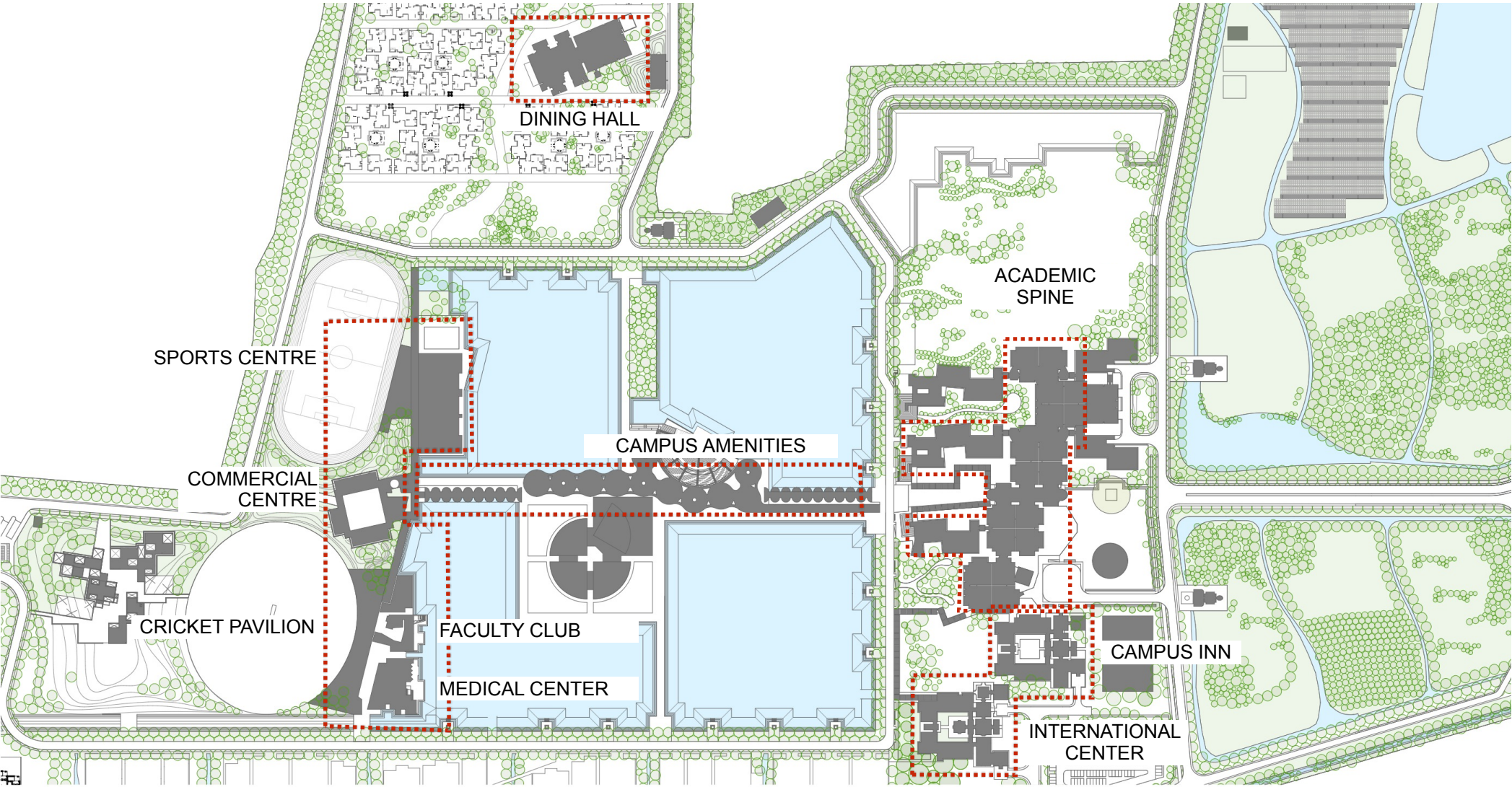




# CLASSROOM 300 SEATER

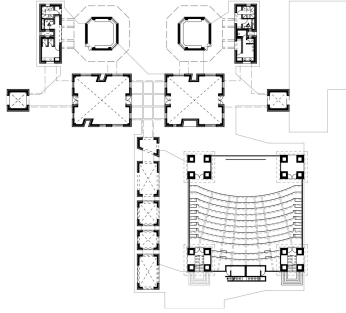




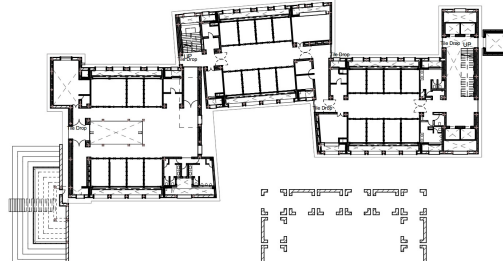


# OVERVIEW

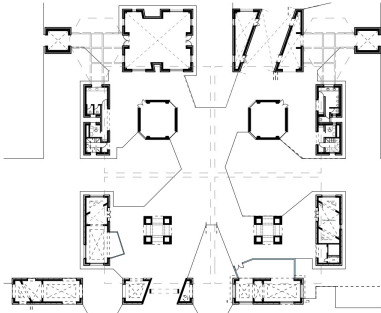
1



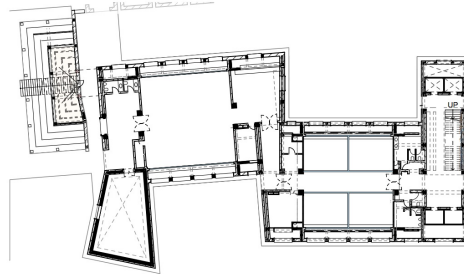
2



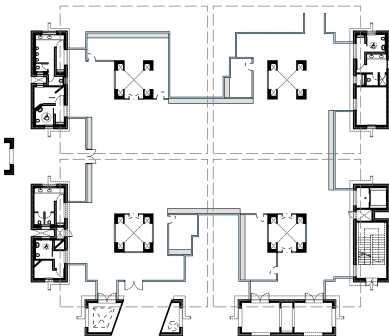
3



4



5



## 1. BLOCK - B

Classroom ( 300 seater ) - 01  
Classroom ( 50 seater ) - 04  
Classroom ( 30 seater ) - 02  
Meeting Room ( 10 seater ) - 02  
Discussion Room - 11  
Projector Room - 01

## 2. BLOCK - C

Dean's Cabin - 01  
Professor / Assistant Prof. Cabin - 46  
Meeting Room ( 12 seater ) - 01  
Meeting Room ( 10 seater ) - 05

## 3. BLOCK - D

Meeting Room ( 10 seater ) - 03  
Meeting Room ( 16 seater ) - 01  
Classroom ( 60 seater ) - 01  
Classroom ( 30 seater ) - 02  
Classroom ( 50 seater ) - 02  
Discussion Room - 13  
Cafe and Kitchen

## 4. BLOCK - E CLASSROOM

Meeting Room ( 8 seater ) - 01  
Meeting Room ( 10 seater ) - 02  
Classroom ( 50 seater ) - 01  
Classroom ( 18 seater ) - 04  
Classroom ( 40 seater ) - 02  
Classroom ( 100 seater ) - 01

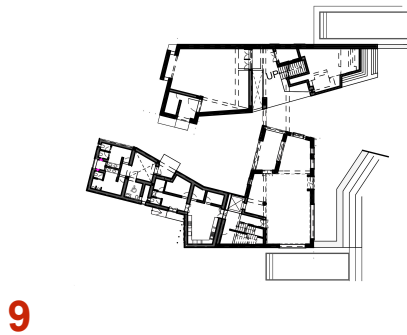
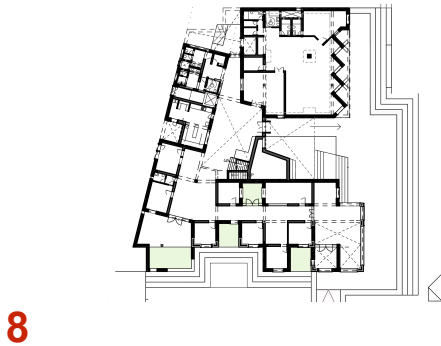
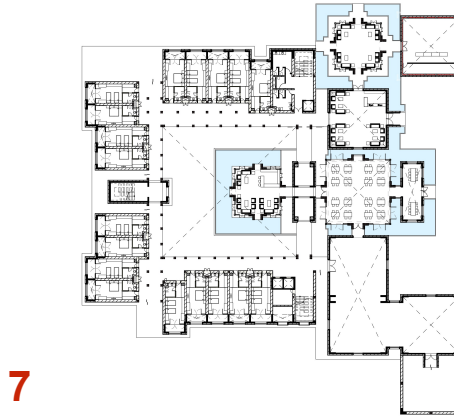
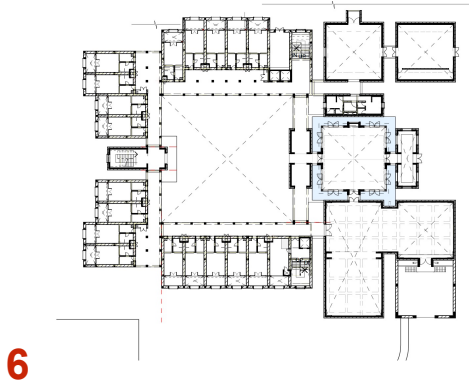
## 5. BLOCK - E INTERNATIONAL RELATIONS OFFICE

Reception & Waiting  
Director Room - 02  
Asst. Director Room - 03  
Coordinator Room - 04  
Discussion Rooms (6 seater) - 03  
Meeting Rooms (10 seater) - 02  
Discussion Zones (4-5 seater) - 19

Office of Student Services - 24 (open office)  
Office of International Education - 24 (open office)  
Office of Career Services - 18 (open office)  
Office of Partnership and Collaborations - 22 (open office)  
Human Resource Office - 01  
Client Information and Data Office - 01  
Finance Department - 01



# OVERVIEW



## 6. CAMPUS INN

Bedroom Type 1 (300 seater) - 01  
Bedroom Type 2 (50 seater) - 04  
Dining (30 seater) - 02  
Conference Room (10 seater) - 02  
Discussion Room - 11  
Projector Room - 01

## 7. INTERNATIONAL CENTER

Bedroom Type 1 (300 seater) - 01  
Bedroom Type 2 (50 seater) - 04  
Dining (30 seater) - 02  
Conference Room (10 seater) - 02  
Discussion Room - 11  
Projector Room - 01

## 8. MEDICAL CENTER

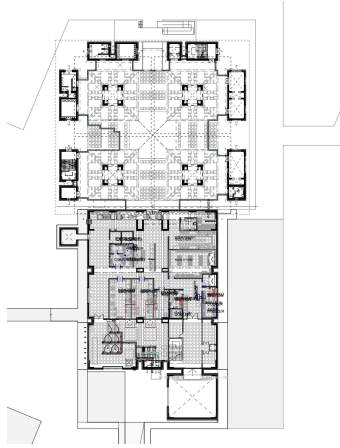
OPD - 05  
Main Doctor's Cabin - 01  
Pharmacy  
Ward - 8 Beds  
Special Room  
Conference Room (12 seater) - 01

## 9. FACULTY CLUB

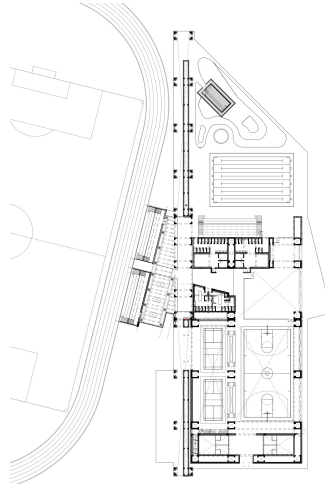
Multipurpose Hall (46 seater) - 01  
Kitchen  
Dining (98 seater) - 01  
- Ground Floor (43 inside + 8 outside)  
- First Floor (31 inside + 16 outside)

# OVERVIEW

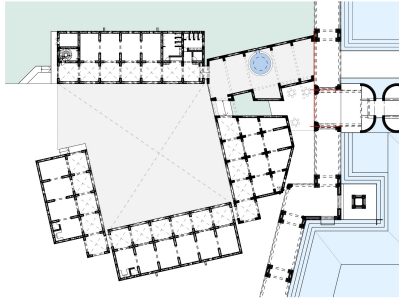
10



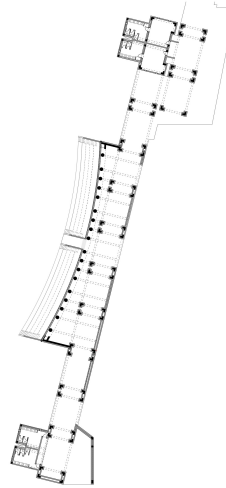
11



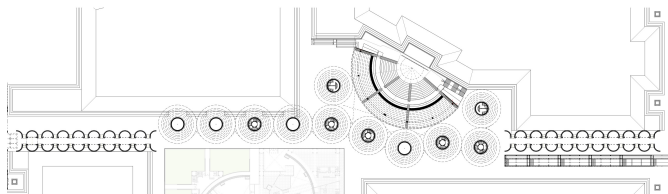
12



13



14



## 10. DINING HALL ( Capacity - 650 in a single shift )

Dining ( 310+270 seater ) - 01  
Executive Dining ( Avg.18 seater ) - 04  
Kitchen and supporting facilities

## 11. SPORTS CENTRE

Swimming Pool - 01  
Kids Pool - 01  
Basketball Court - 01  
Badminton Court- 02  
Squash Court - 02  
Table Tennis - 03  
Viewing Pavilion and gallery  
Football Ground

Gym and Lounge (42 people) - 01  
Kitchen and Cafe (78 seater) - 01  
Billiards/ Pool Table - 02  
Coach Room - 01  
First Aid Room - 01  
Administration - 01  
Steam and Sauna

## 12. COMMERCIAL CENTRE

Shops - 04  
Post Office - 01  
Bank - 01  
Kitchen and Cafe - 01

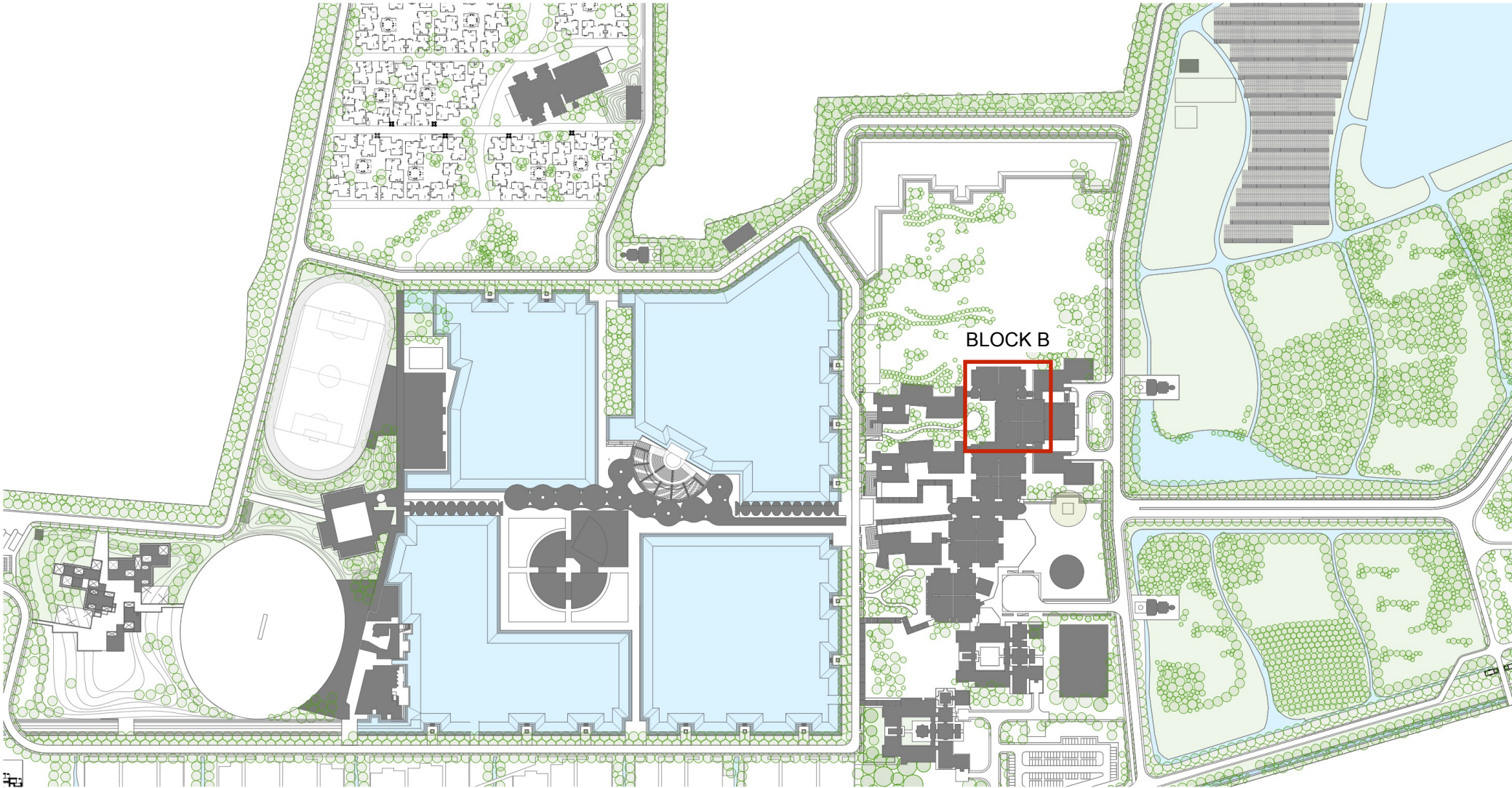
## 13. CRICKET PAVILION

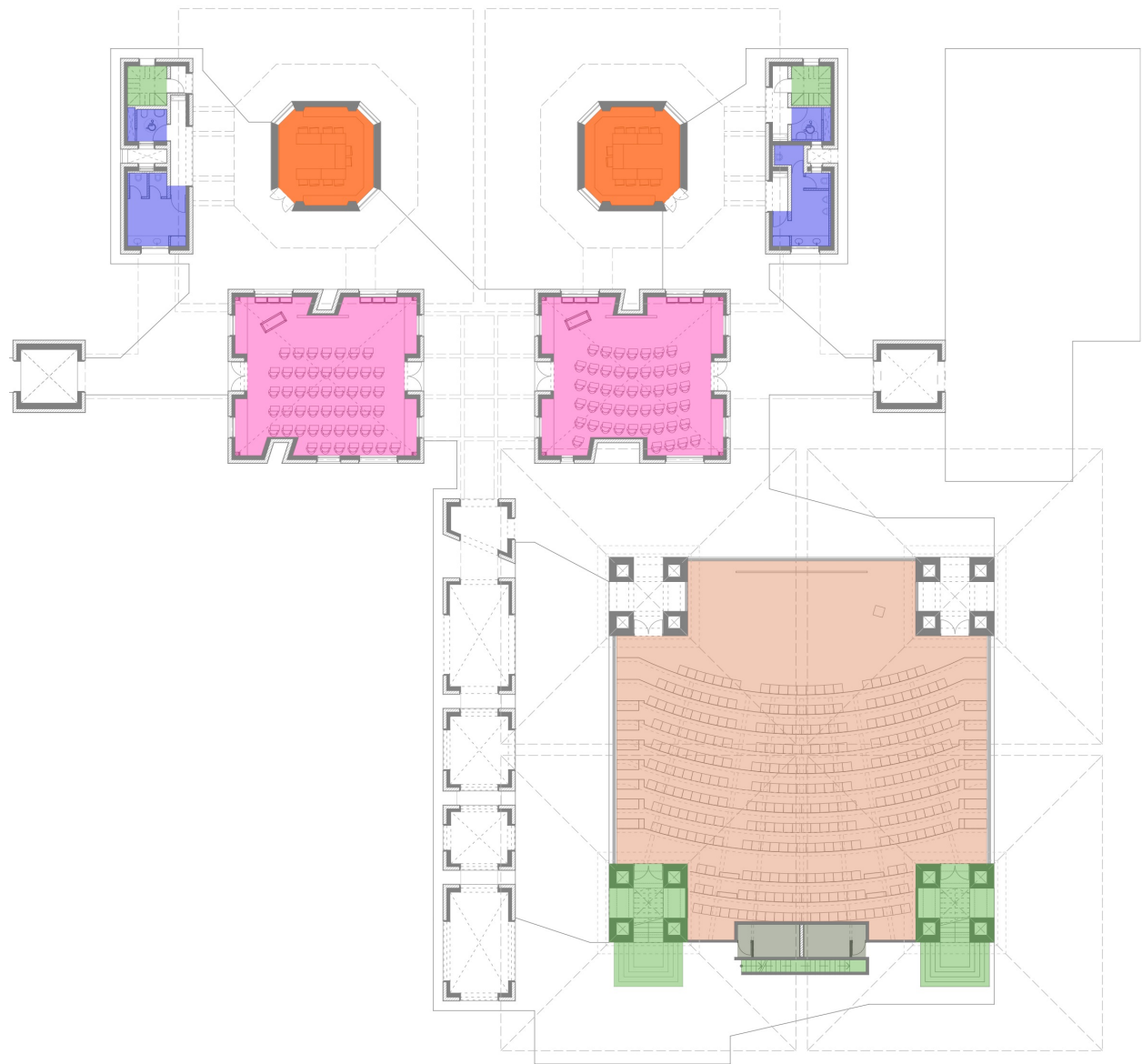
Toilet & Changing Rooms - 02  
Viewing Pavilions

## 14. CAMPUS AMENITIES

Appliance Repair Store - 02  
Electrical Appliance Shop - 04  
Courier Service - 02  
Travel Agent - 02  
Photocopying & Printing - 04  
Cycle repair - 02  
ATM - 02  
Stationary - 04  
Bakery & Dairy products - 02  
Fruits & Vegetables - 02  
Retail Store - 02  
Dry Cleaning - 04  
Salon & beauty parlour - 02

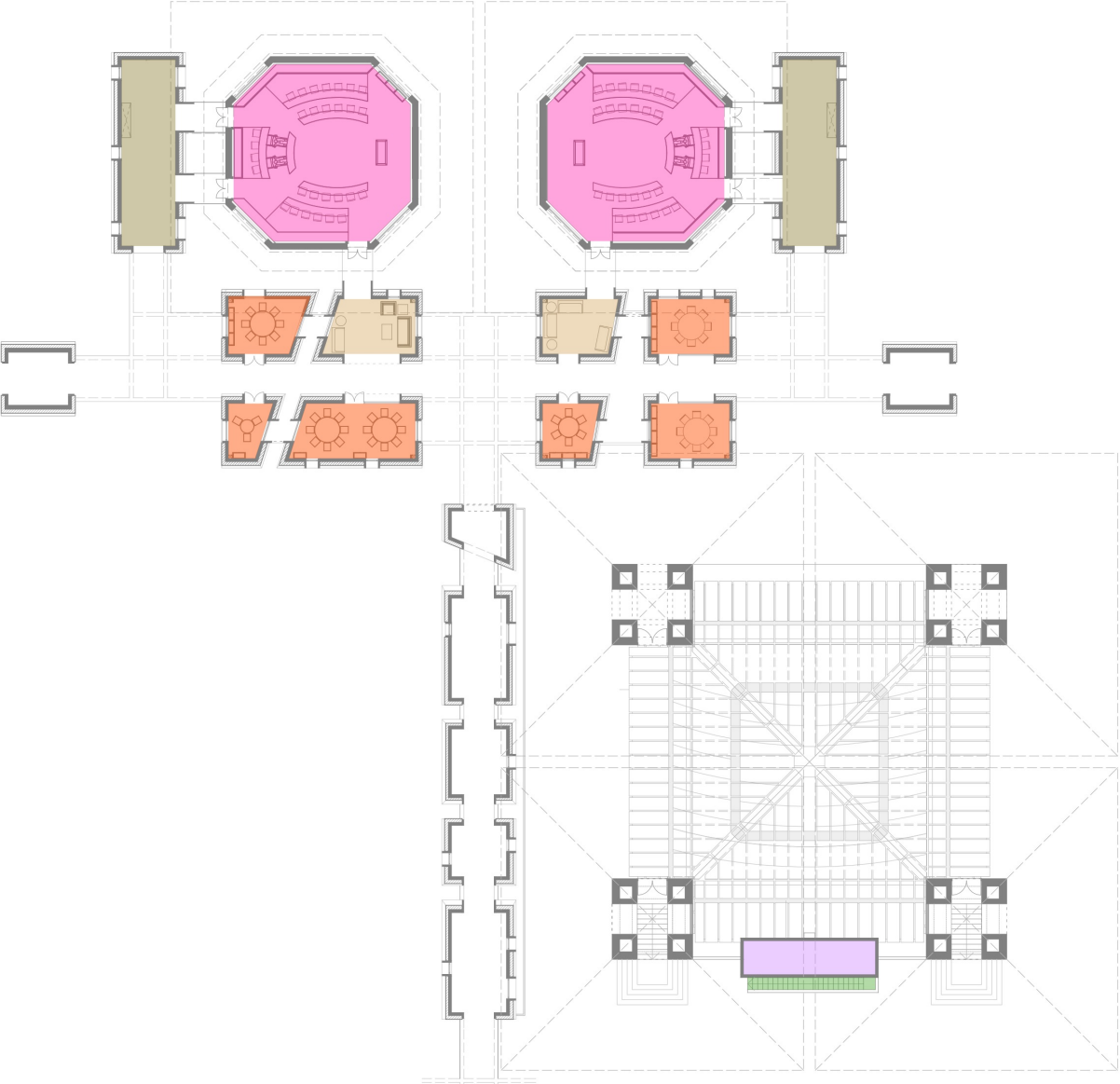
# **BLOCK B**





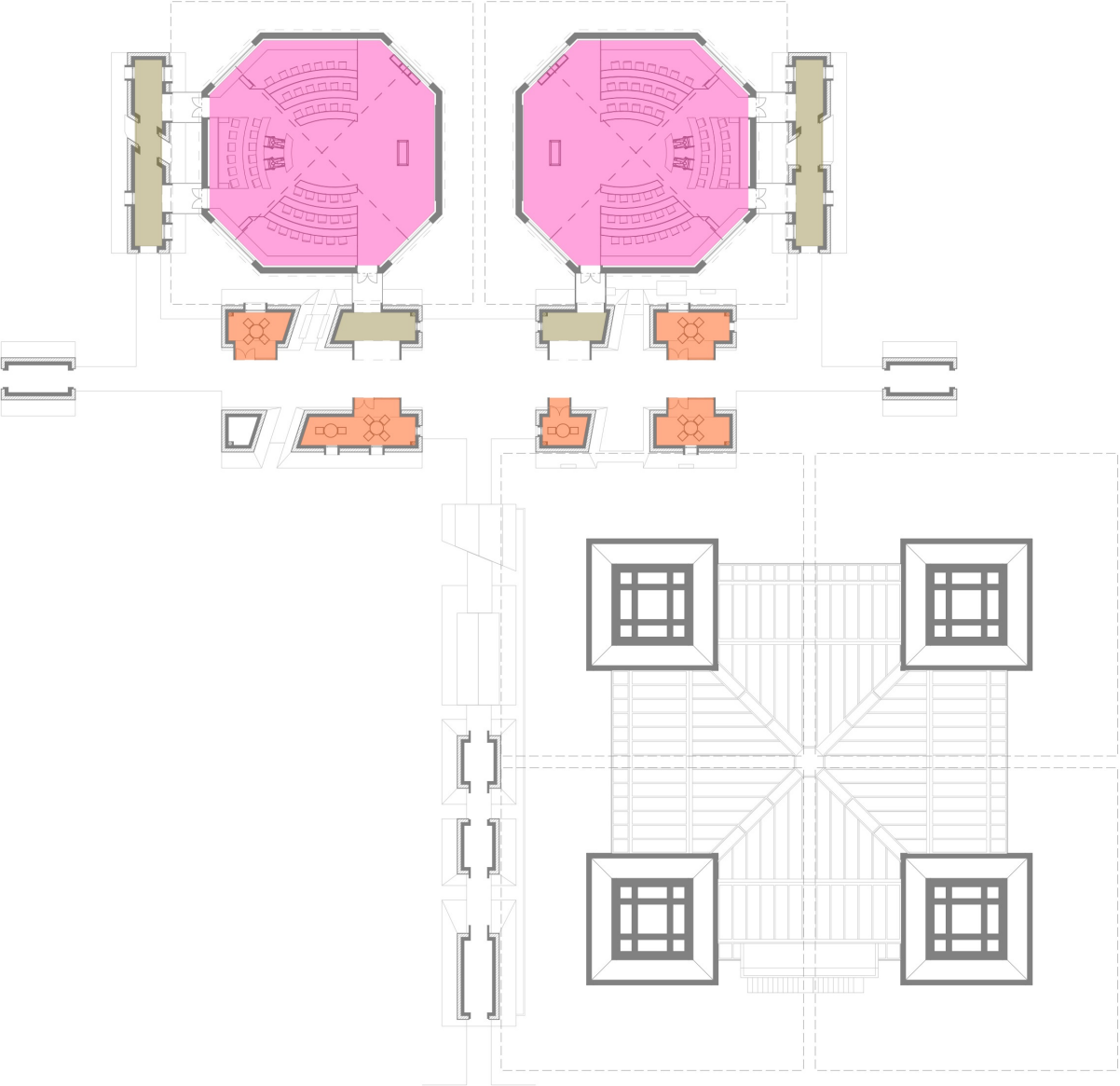
- CLASSROOM (50 seater) - 2 Nos.
- MEETING ROOM (Avg. 10 seater) - 2Nos.
- DISCUSSION ROOM
- CLASSROOM (300 seater) - 01
- LIFT AND STAIRCASE
- SERVICES
- TOILET
- WAITING LOUNGE
- PROJECTOR ROOM
- VESTIBULE





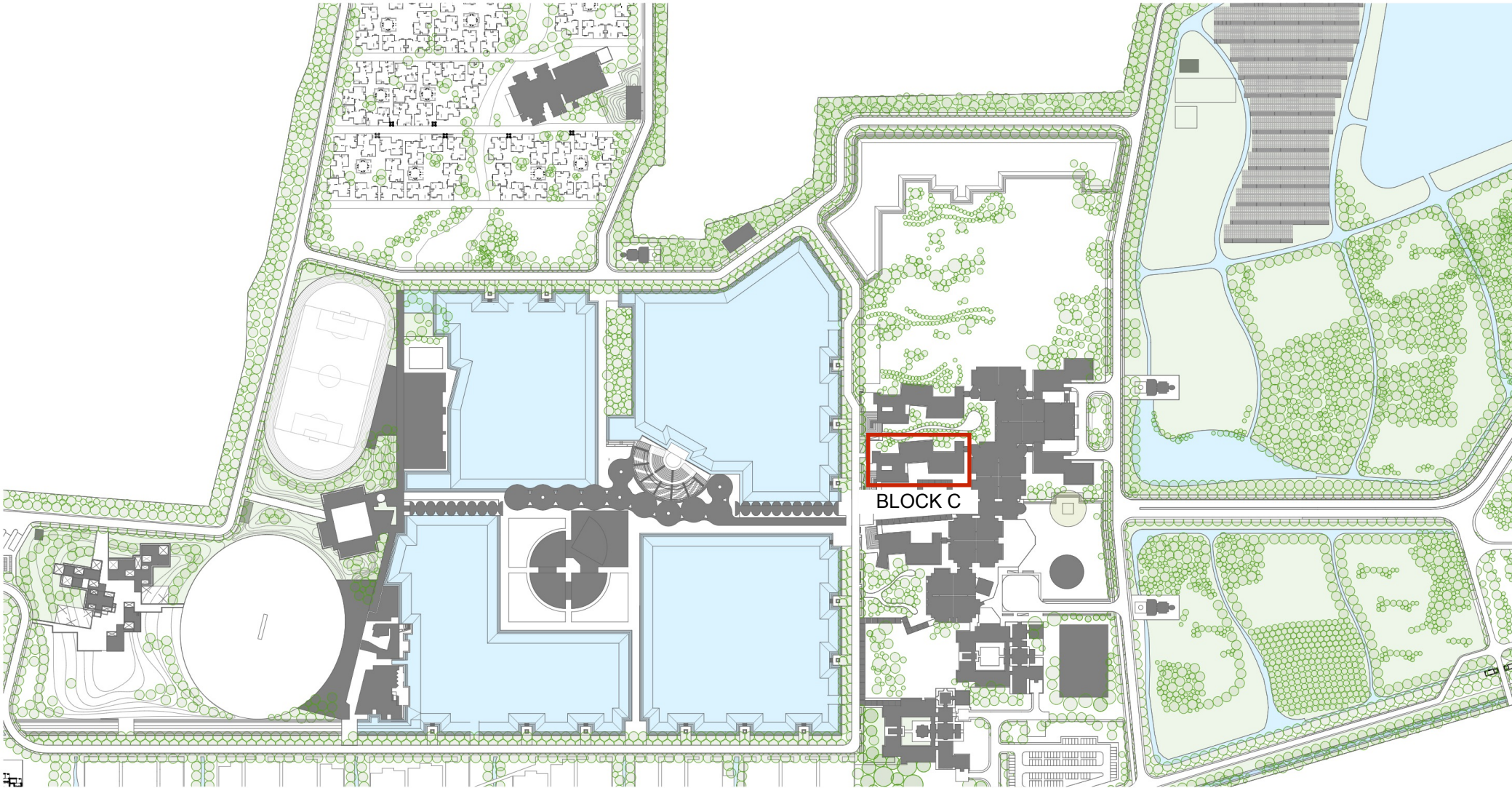
- CLASSROOM (30 seater) - 2 Nos.
- DISCUSSION ROOM - 6 Nos.
- LIFT AND STAIRCASE
- SERVICES
- TOILET
- WAITING LOUNGE
- PROJECTOR ROOM
- VESTIBULE

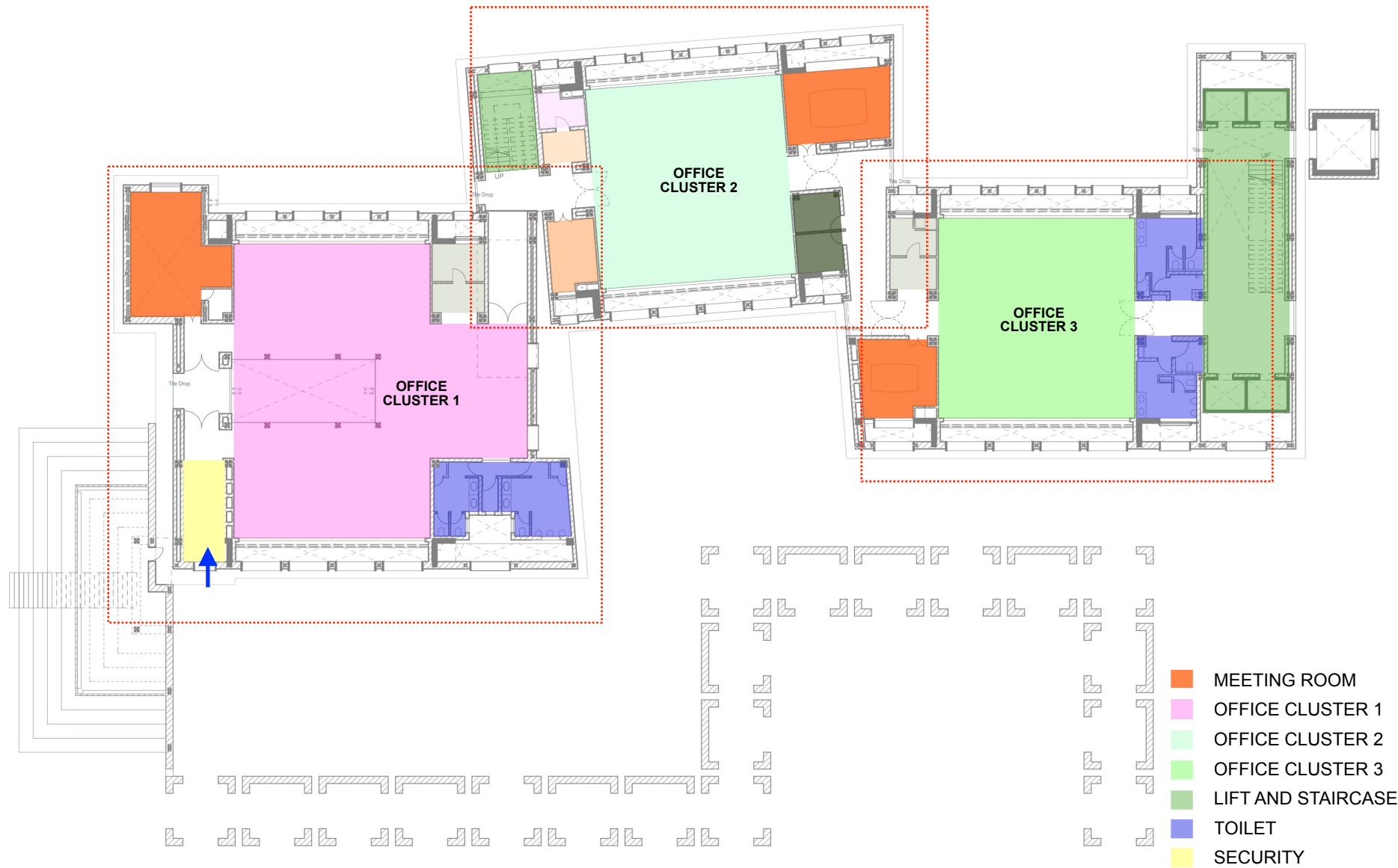


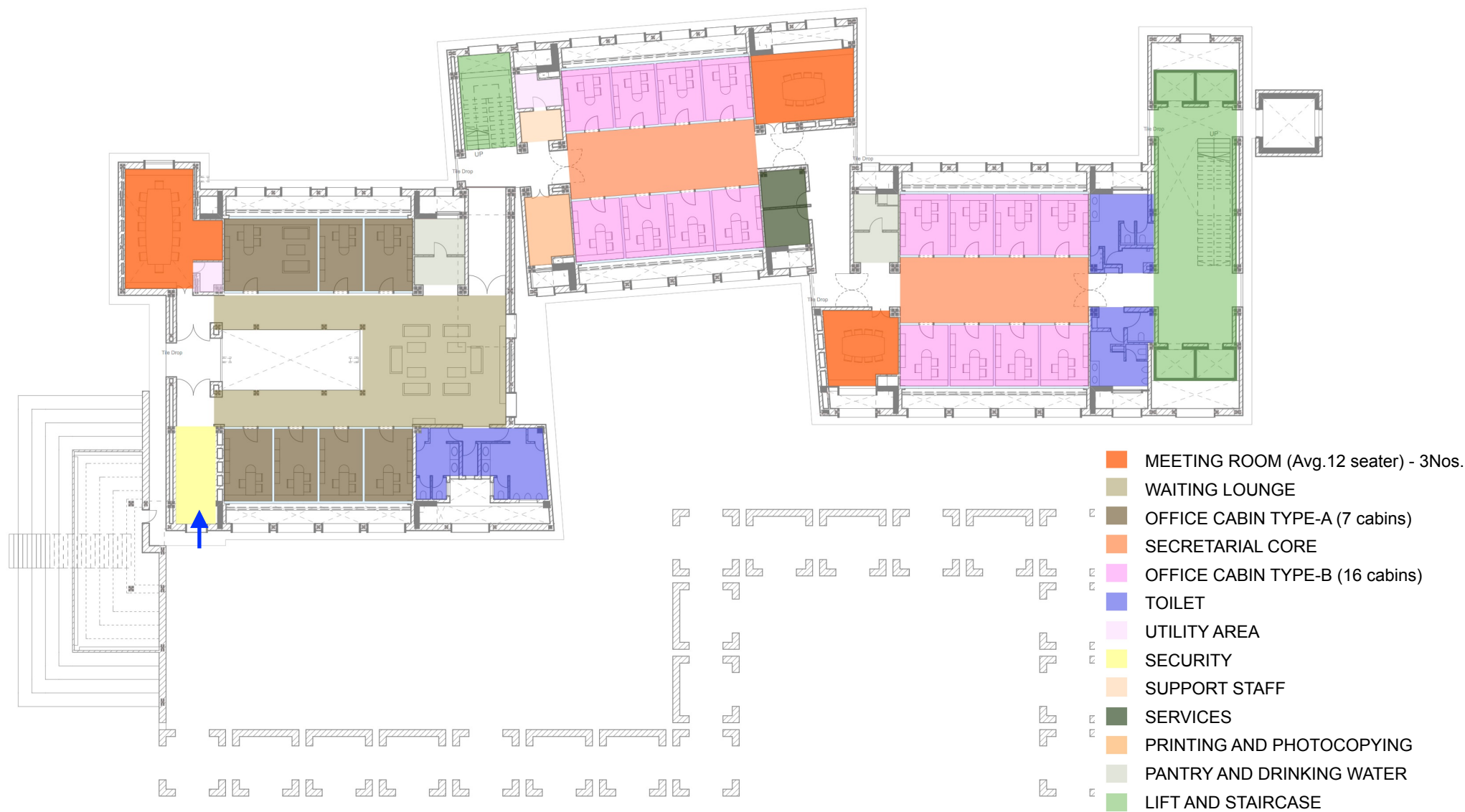


- CLASSROOM (50 seater) - 2 Nos.
- MEETING ROOM (Avg. 10 seater)
- DISCUSSION ROOM - 5 Nos.
- CLASSROOM (300 seater)
- LIFT AND STAIRCASE
- SERVICES
- TOILET
- WAITING LOUNGE
- PROJECTOR ROOM
- VESTIBULE

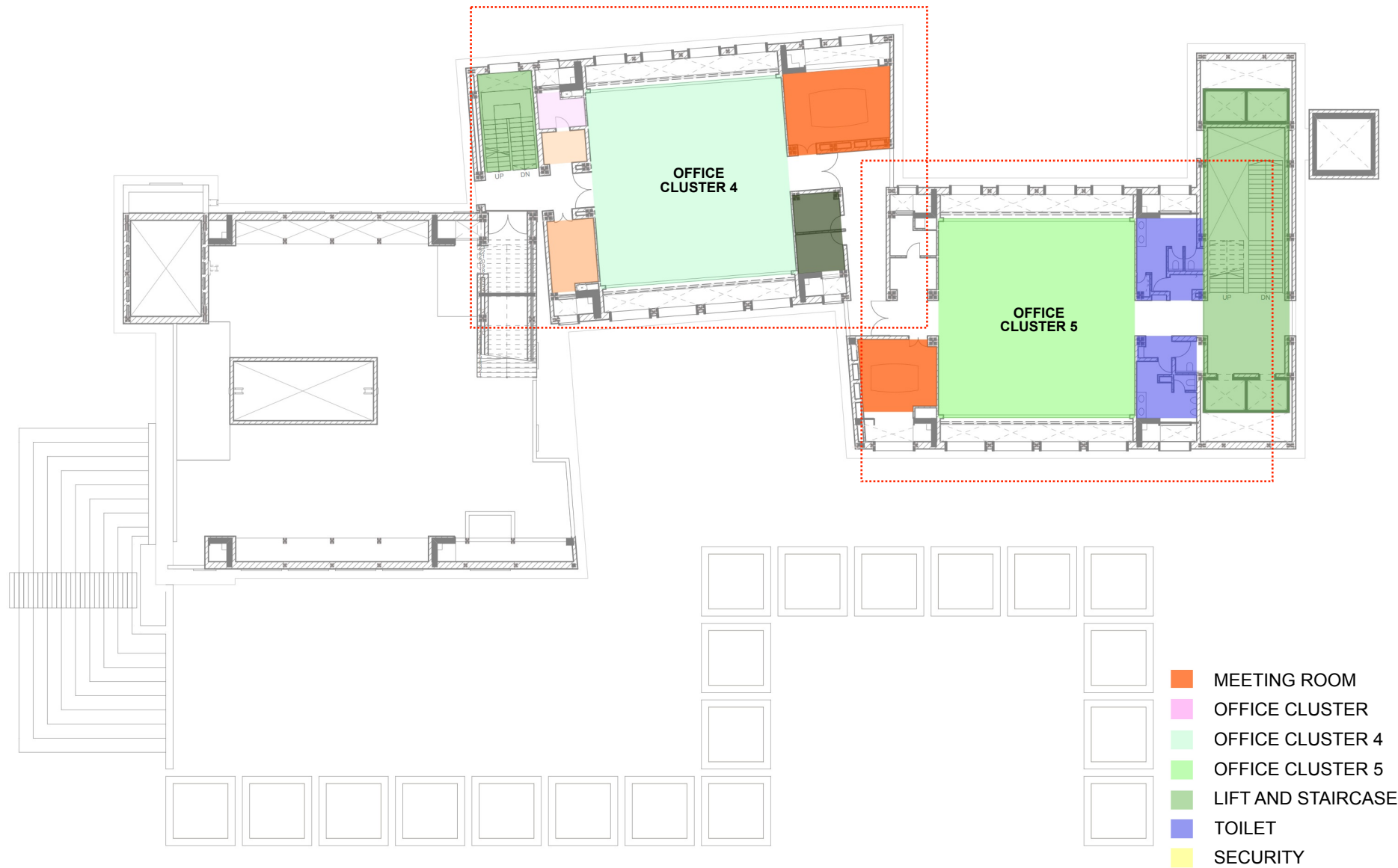
# **BLOCK C**





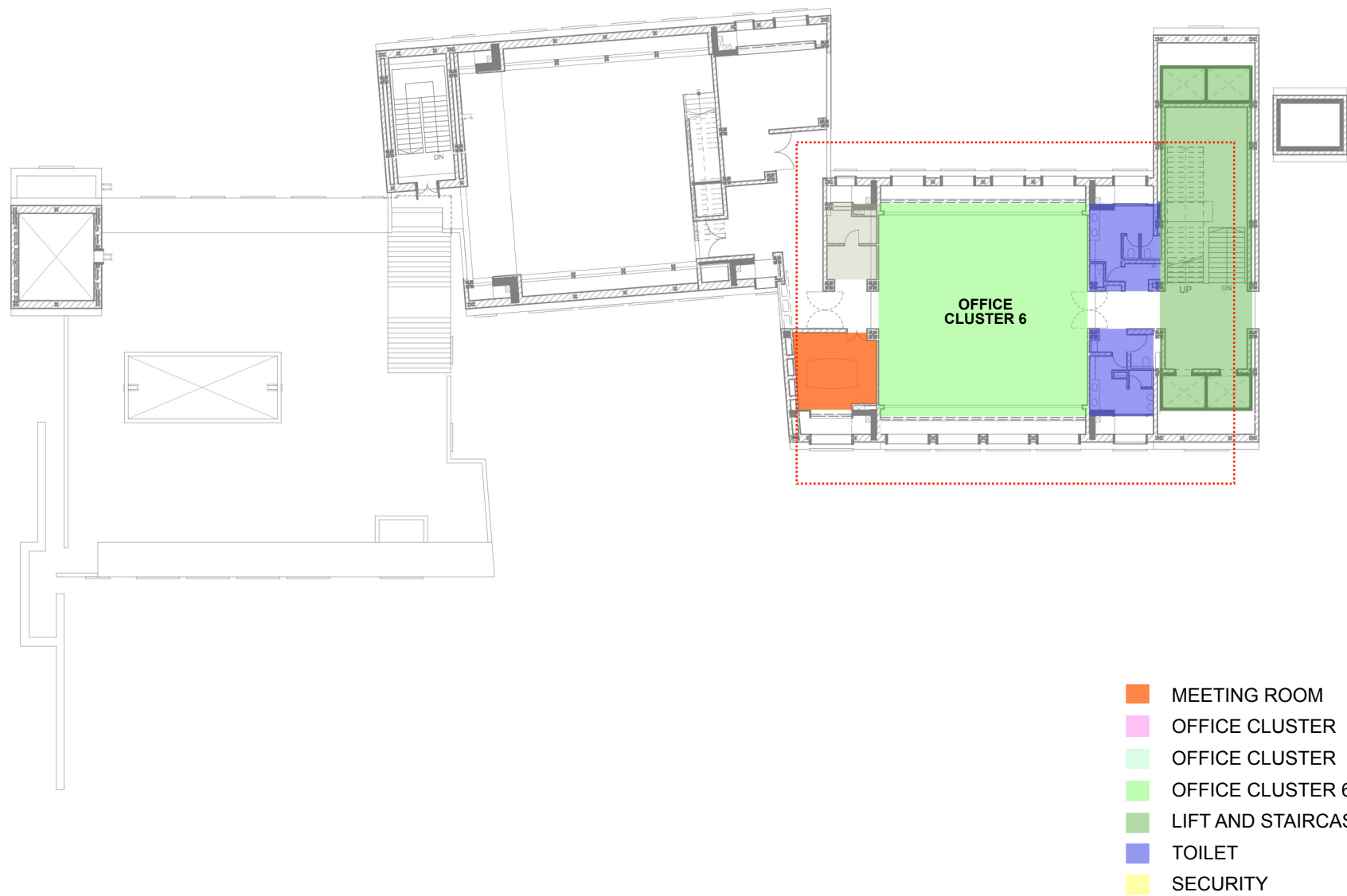


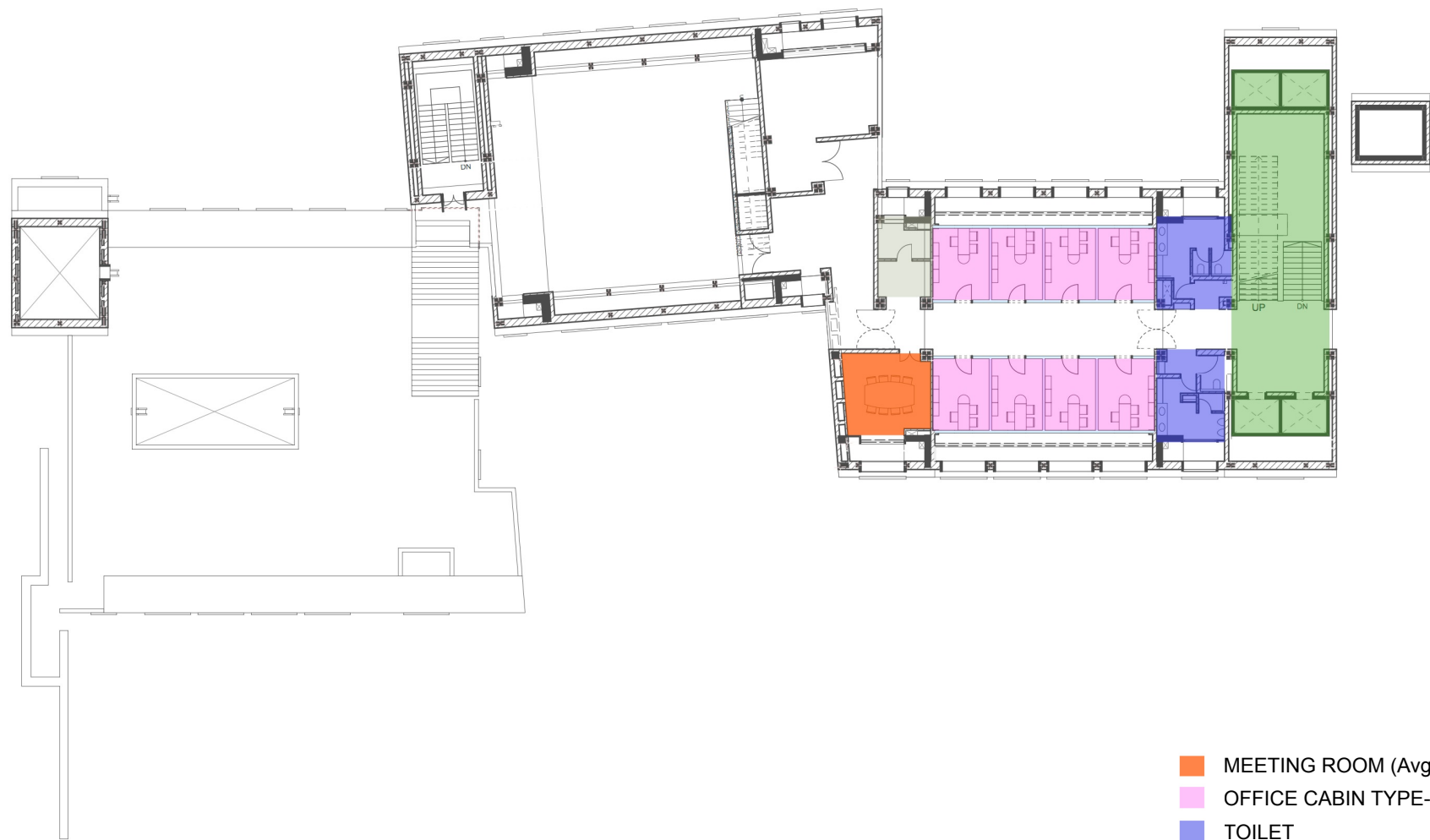












- MEETING ROOM (Avg. 8 seater) - 1 Nos.
- OFFICE CABIN TYPE-D (8 cabins)
- TOILET
- PRINTING AND PHOTOCOPYING
- PANTRY AND DRINKING WATER
- LIFT AND STAIRCASE

# INTERIOR LAYOUT - BLOCK C GROUND FLOOR

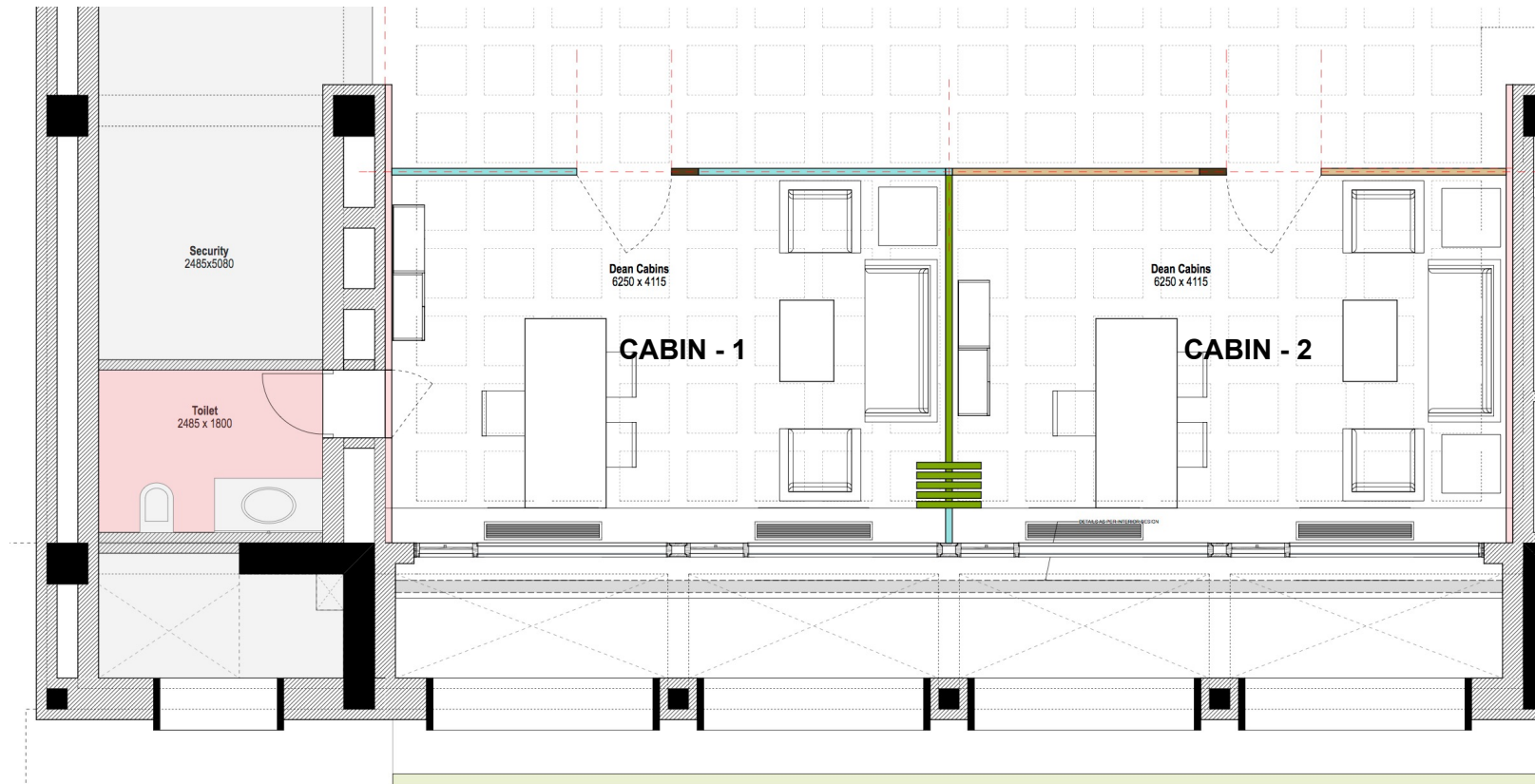


# INTERIOR LAYOUT - BLOCK C GROUND FLOOR



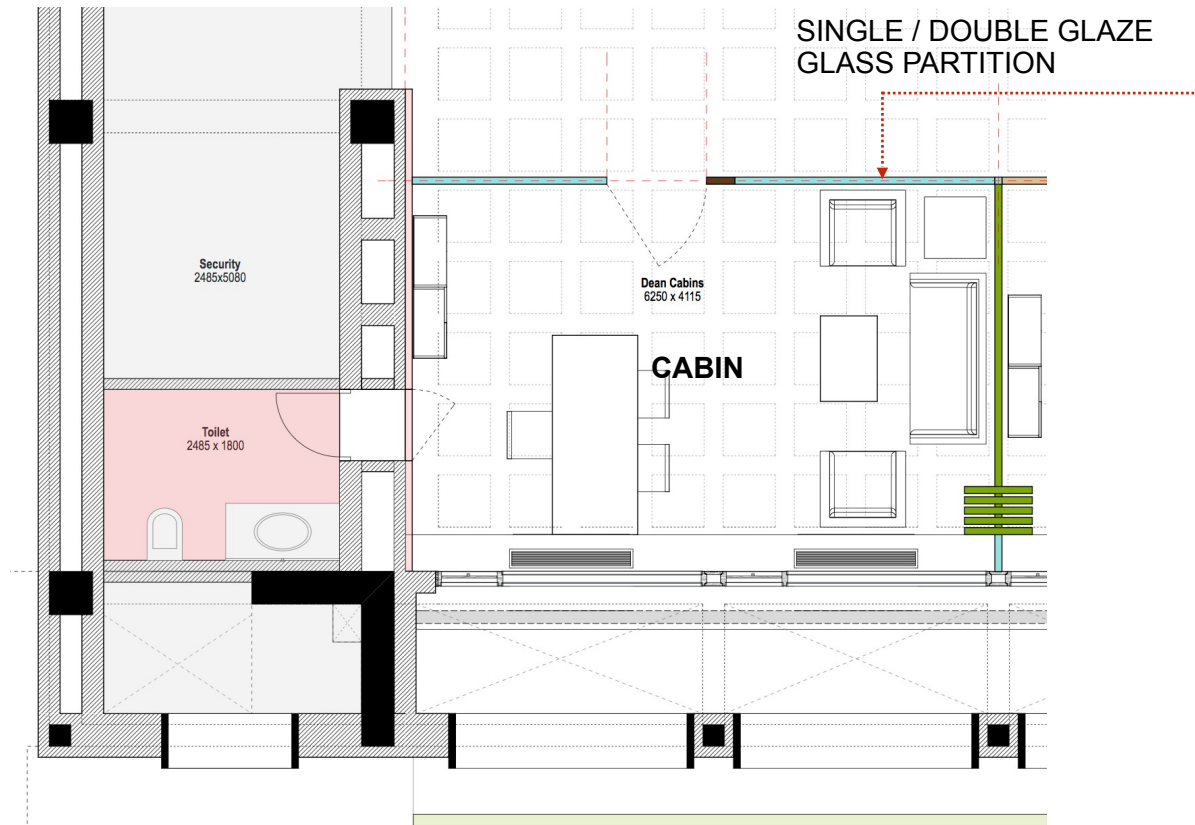


# INTERIOR LAYOUT - BLOCK C GROUND FLOOR



## INTERIOR LAYOUT - BLOCK C GROUND FLOOR

### PARTITION - GLASS PARTITION / HALF WOOD WITH HALF GLASS PARTITION



## INTERIOR LAYOUT - BLOCK C GROUND FLOOR SINGLE GLAZE GLASS PARTITION





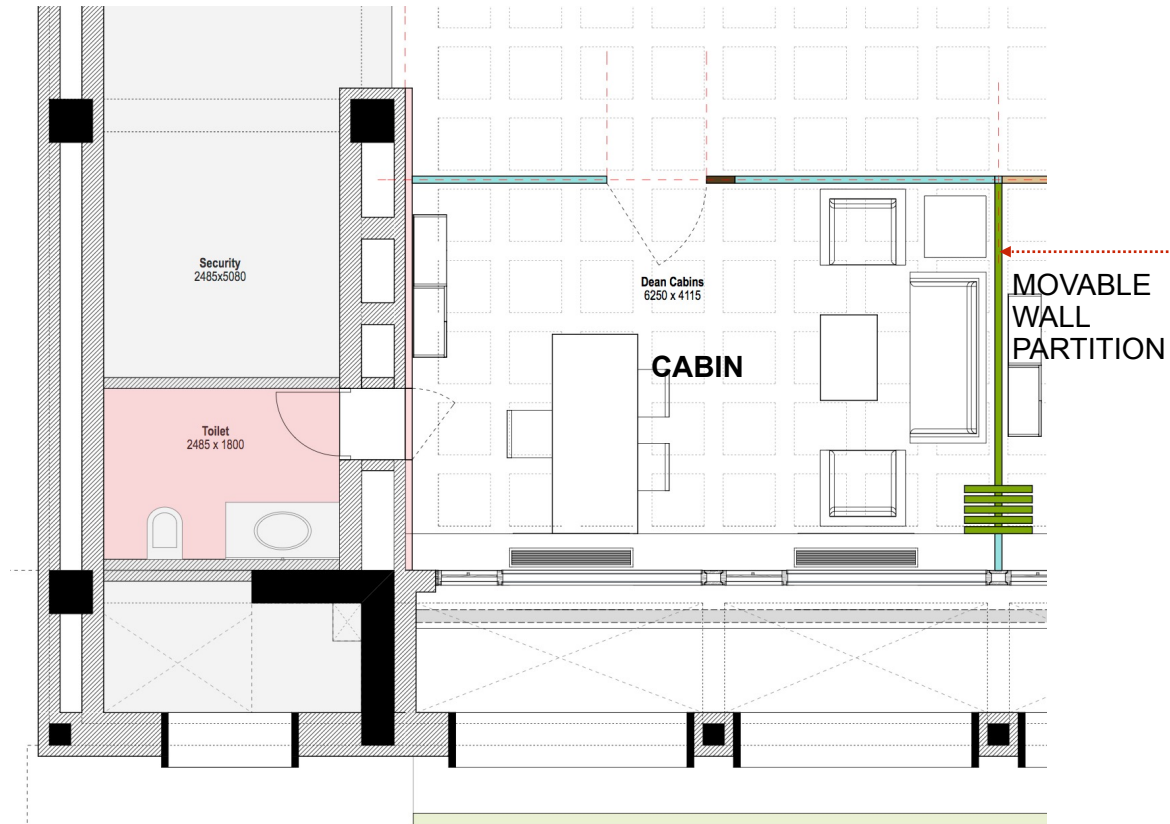
## INTERIOR LAYOUT - BLOCK C GROUND FLOOR DOUBLE GLAZE GLASS PARTITION





## INTERIOR LAYOUT - BLOCK C GROUND FLOOR

### MOVABLE WALL PARTITION BETWEEN TWO CABIN

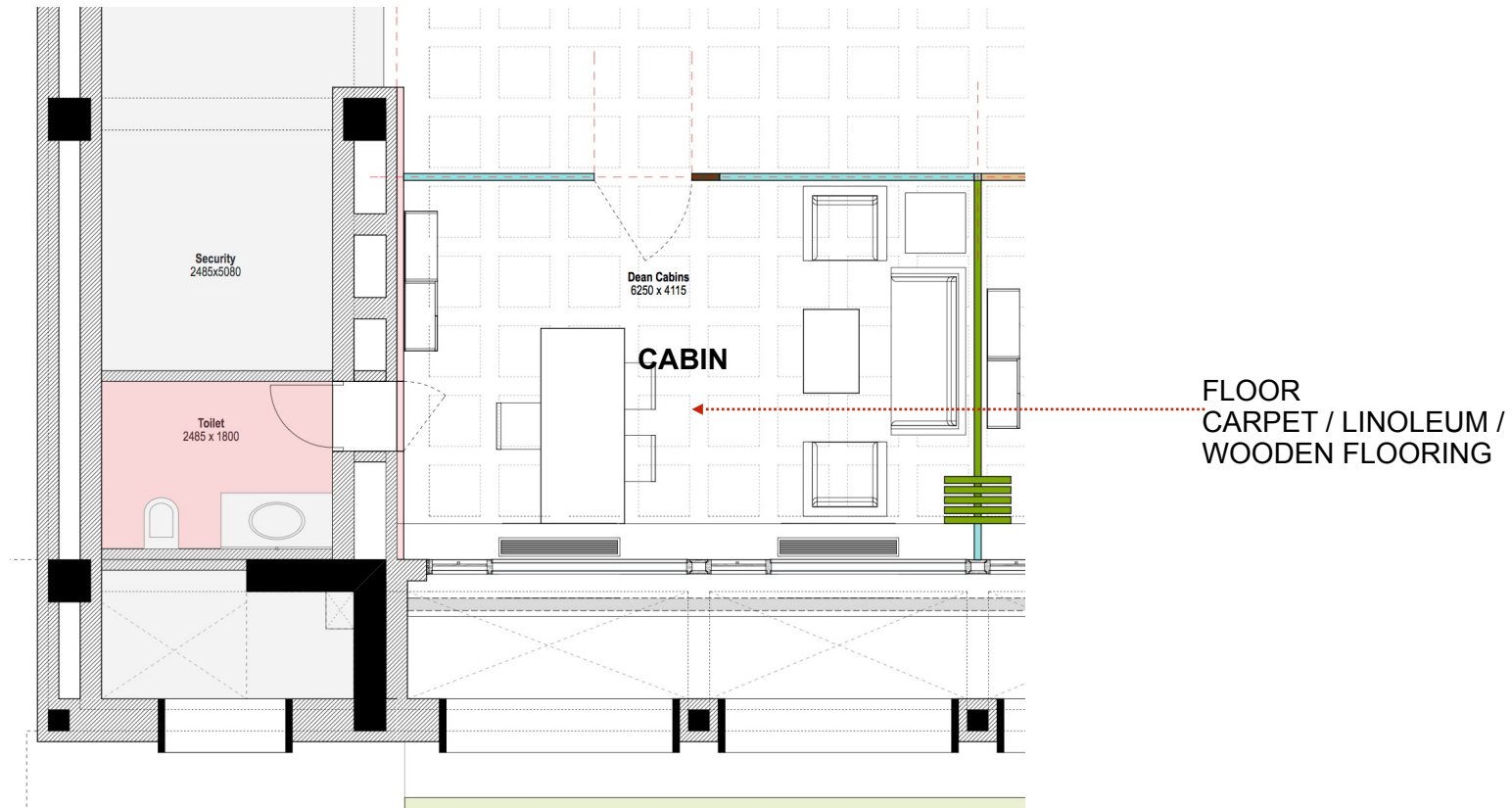


## INTERIOR LAYOUT - BLOCK C GROUND FLOOR MOVABLE WALL PARTITION BETWEEN TWO CABIN




# INTERIOR LAYOUT - BLOCK C GROUND FLOOR

## FLOOR - CARPET / LINOLEUM / WOODEN FLOORING






## INTERIOR LAYOUT - TYPICAL GROUND FLOOR FLOOR - CARPET / LINOLEUM / WOODEN FLOORING



**CARPET**



**LINOLEUM**

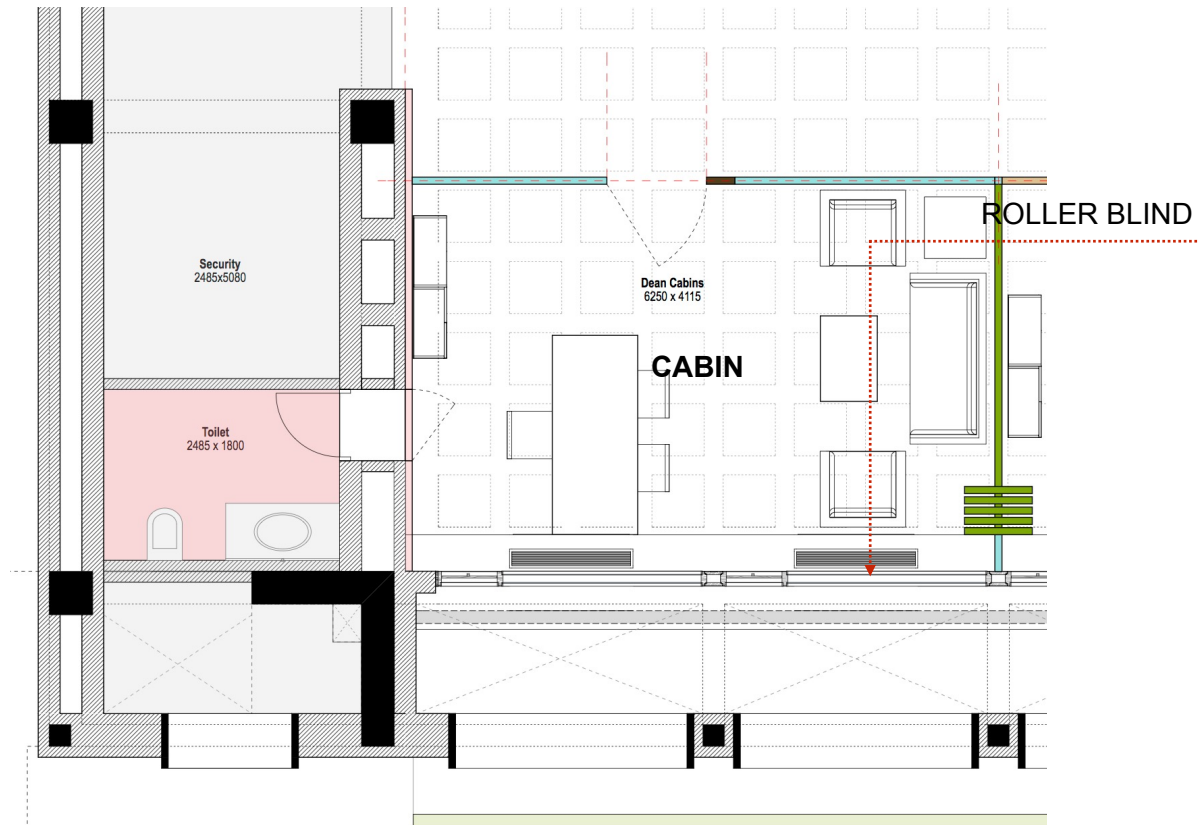


**WOODEN FLOORING**



## INTERIOR LAYOUT - TYPICAL GROUND FLOOR

### ROLLER BLIND - SUNSCREEN / BLACKOUT




## INTERIOR LAYOUT - TYPICAL GROUND FLOOR

### ROLLER BLIND - SUNSCREEN / BLACKOUT



**SUNSCREEN**

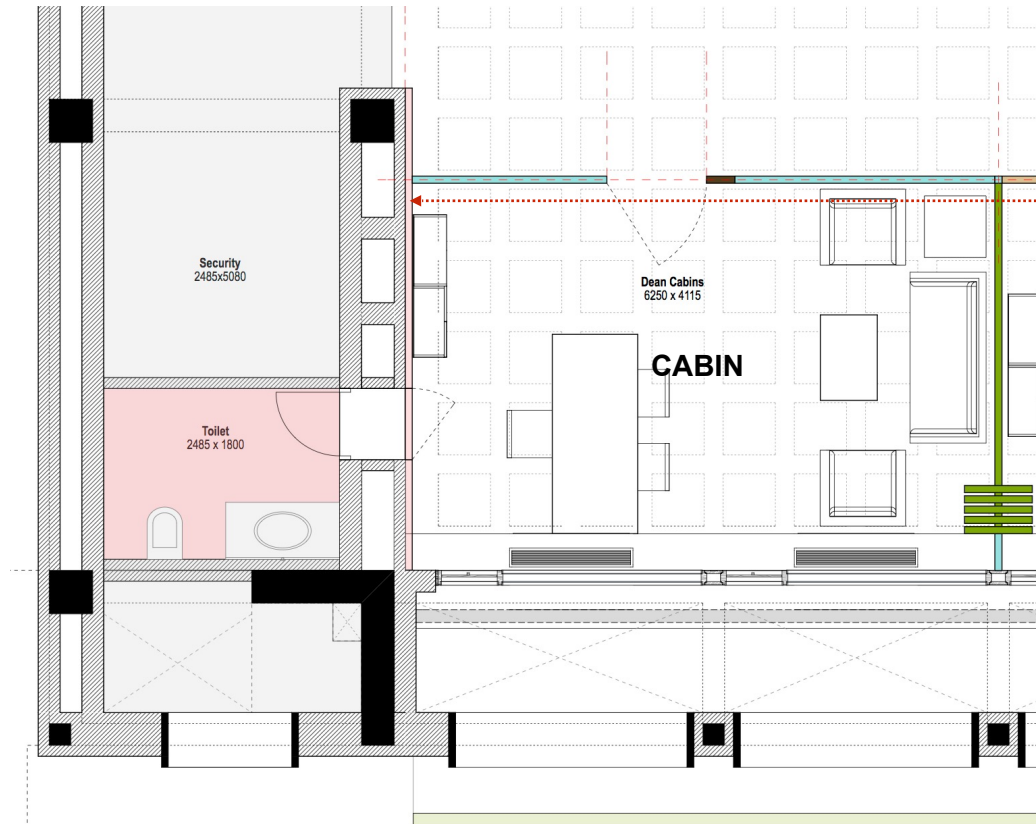


**BLACKOUT**



# INTERIOR LAYOUT - TYPICAL GROUND FLOOR


## WALL PANELLING




## INTERIOR LAYOUT - TYPICAL GROUND FLOOR WALL PANELLING



**SOFT BOARD WITH FABRIC**



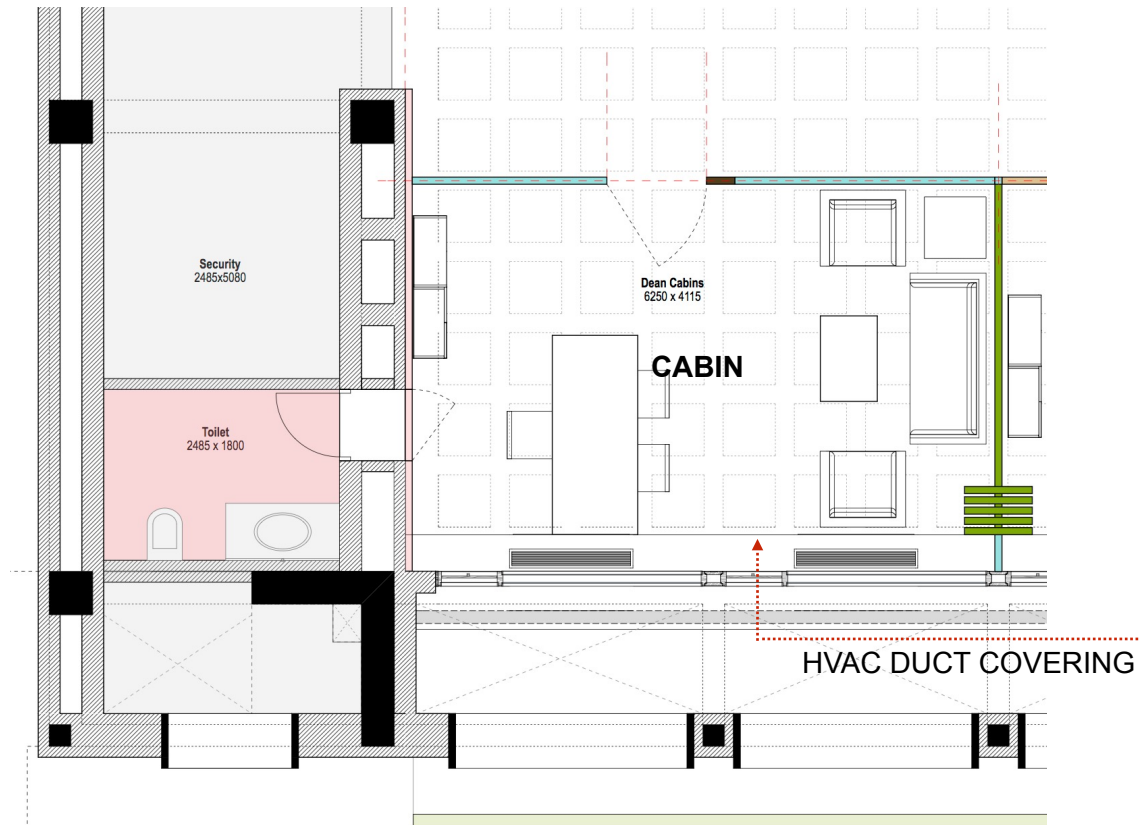
**PLYWOOD WITH LAMINATE**



**MS WITH POWDER COATING**



# INTERIOR LAYOUT - TYPICAL GROUND FLOOR FCU UNIT COVERING



## INTERIOR LAYOUT - TYPICAL GROUND FLOOR FCU UNIT COVERING



**CABIN - 1**  
PLY WITH LAMINATE



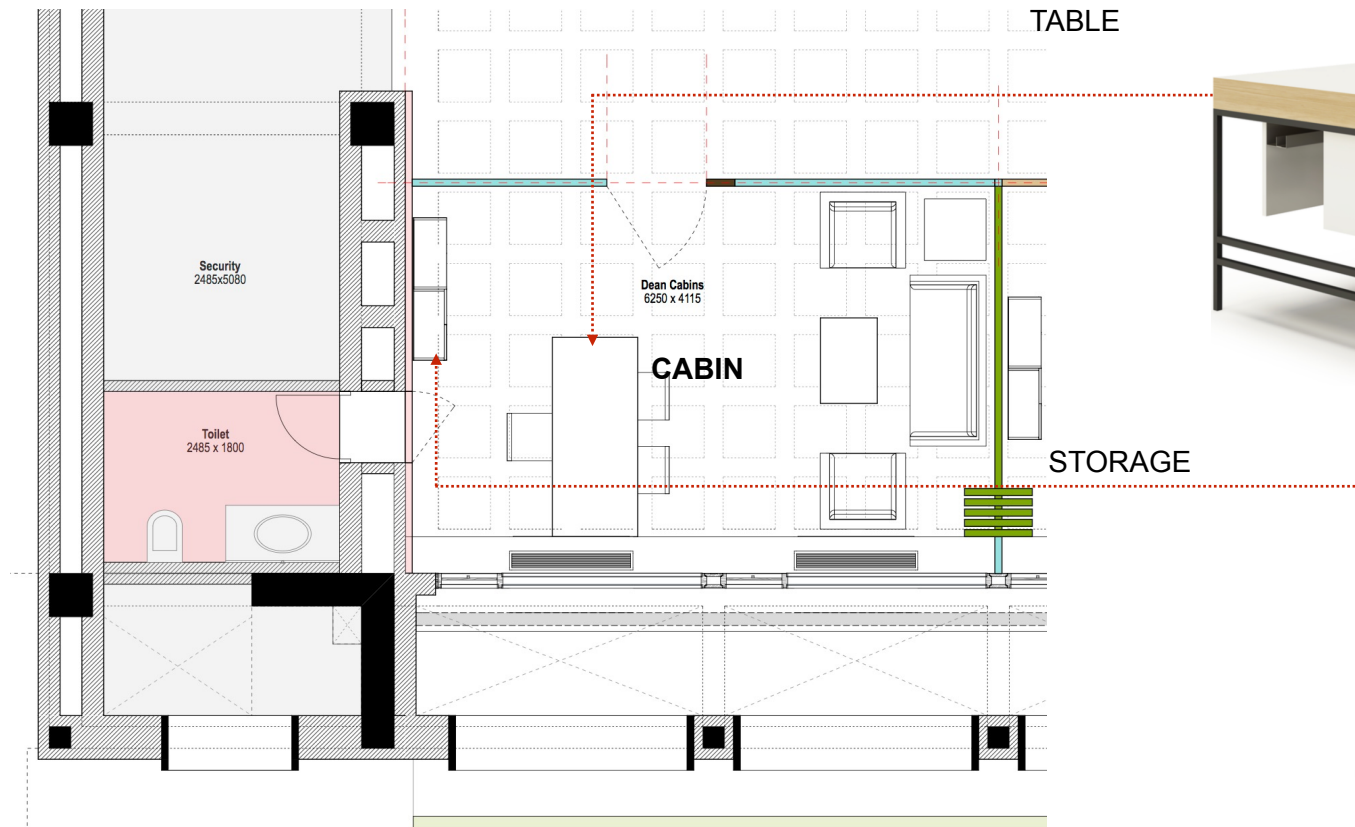
**CABIN - 2**  
PLY WITH CORIAN



**CABIN - 3**  
MS WITH POWDER COATING

# INTERIOR LAYOUT - TYPICAL GROUND FLOOR

## TABLE & STORAGE





## INTERIOR LAYOUT - TYPICAL GROUND FLOOR

### OFFICER'S TABLE



**CABIN TABLE**  
PLY WITH LAMINATE



**CABIN TABLE**  
PLY WITH CORIAN



**CABIN TABLE**  
MS WITH POWDER COATING



## INTERIOR LAYOUT - BLOCK C GROUND FLOOR

### OFFICER'S STORAGE



**CABIN STORAGE**  
PLY WITH LAMINATE

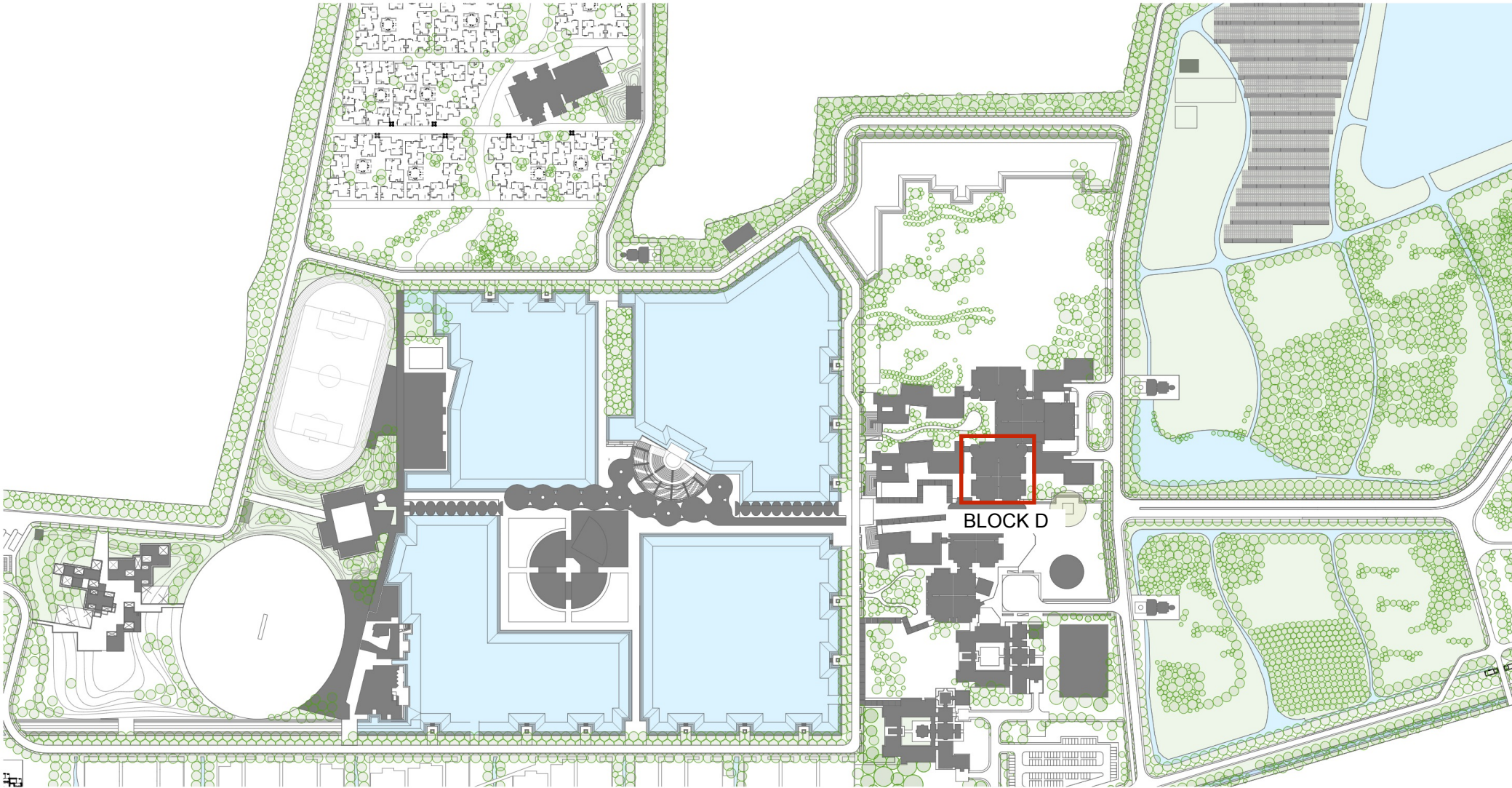


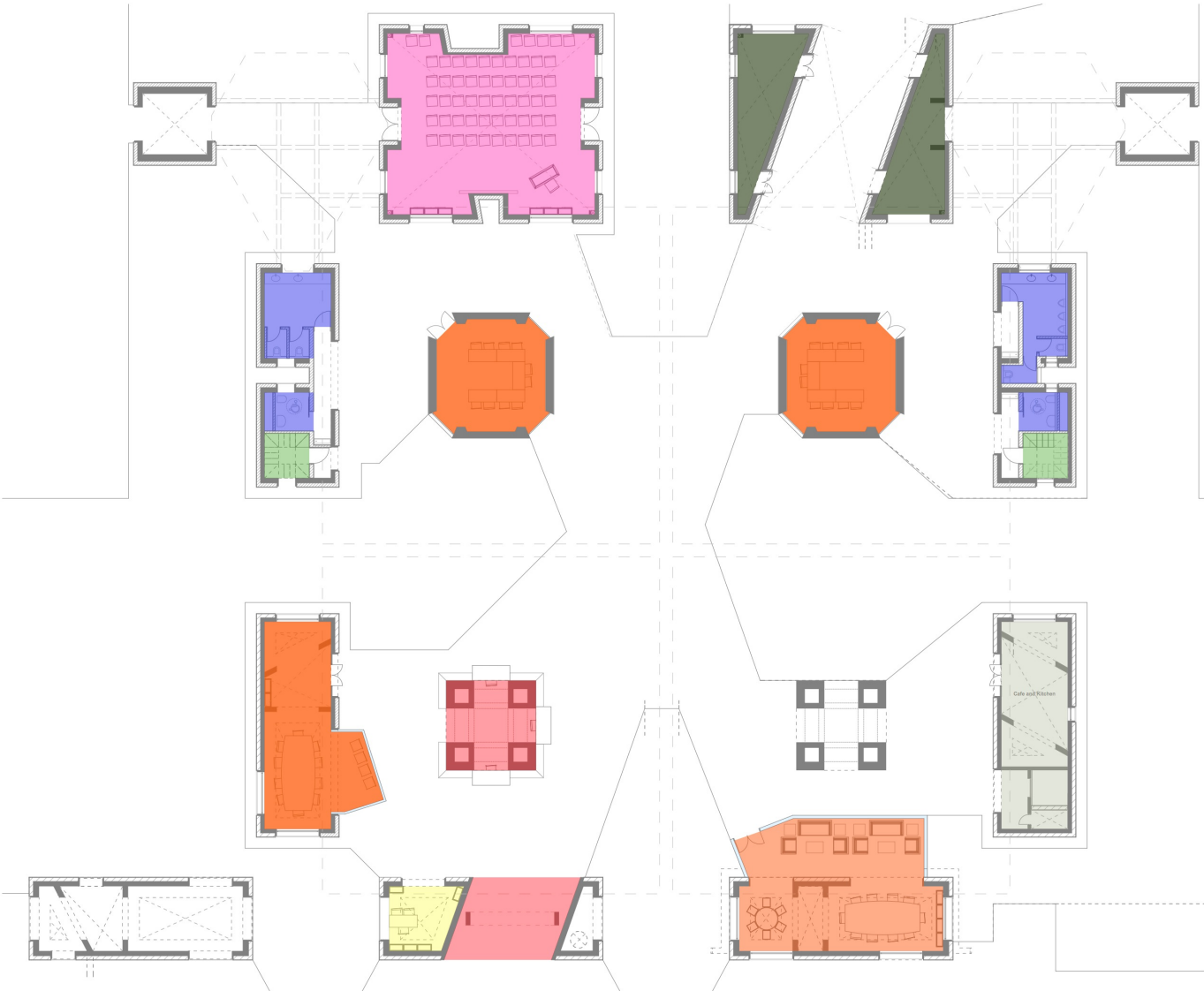
**CABIN STORAGE**  
PLY WITH CORIAN



**CABIN STORAGE**  
MS WITH POWDER COATING

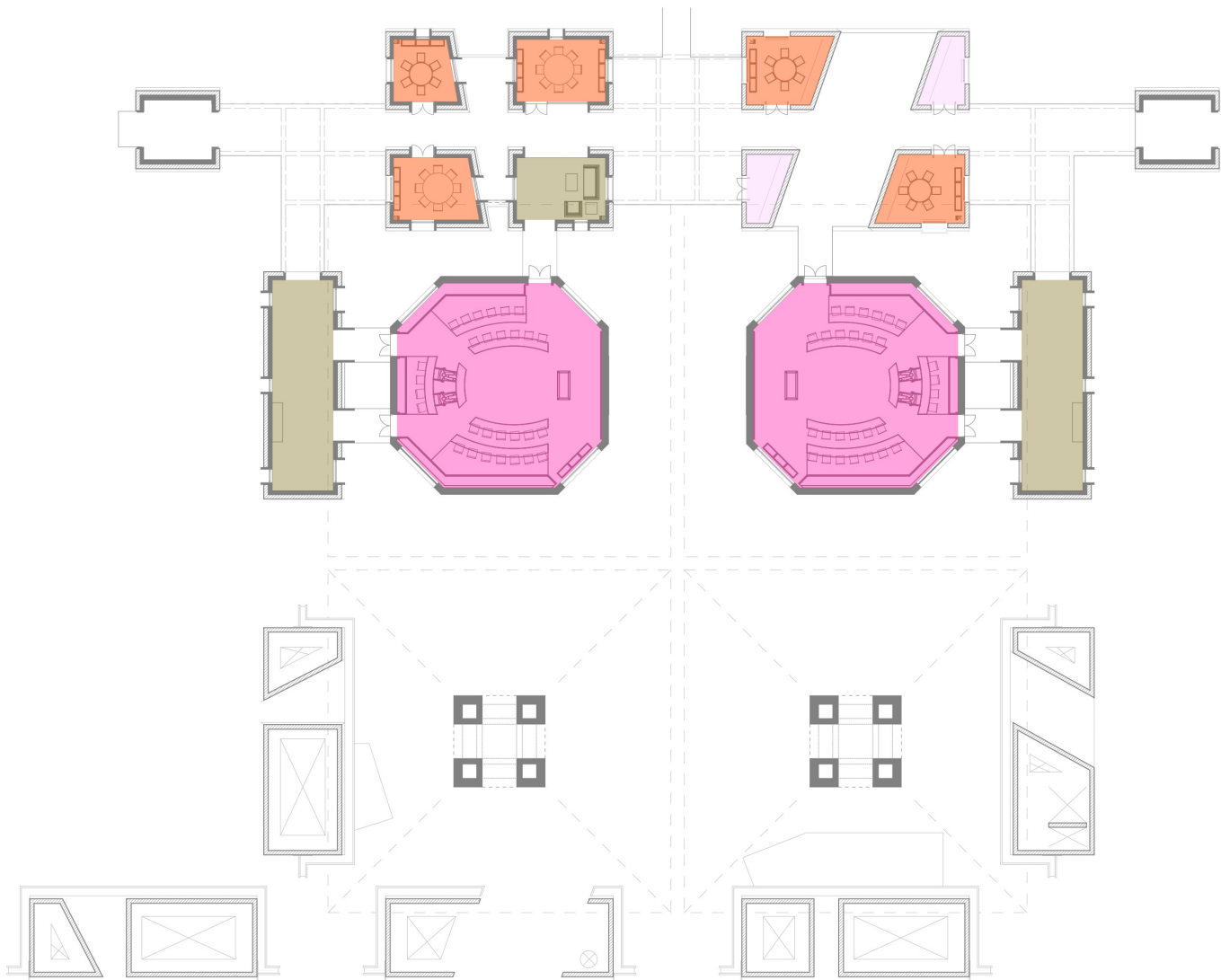
# **BLOCK D**



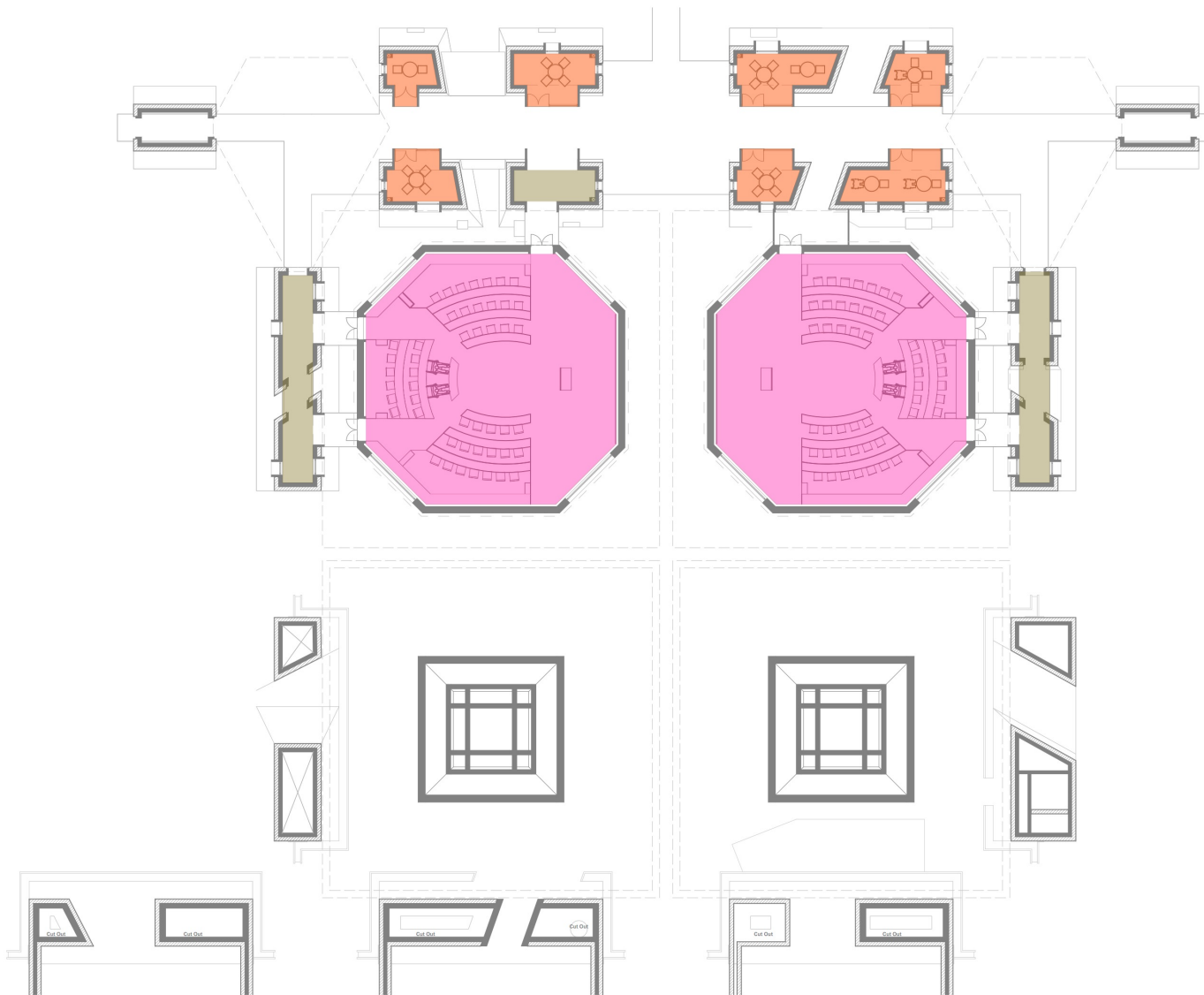


- MEETING ROOM(Avg. 10 seater) - 2Nos.
- CLASSROOM (60 seater) - 1 No.
- DISCUSSION ROOM - 1 No.
- SECURITY
- ENTRY/RECEPTION
- TOILET
- CAFE AND KITCHEN
- LIFT AND STAIRCASE
- VESTIBULE
- UTILITY AREA
- SERVICES



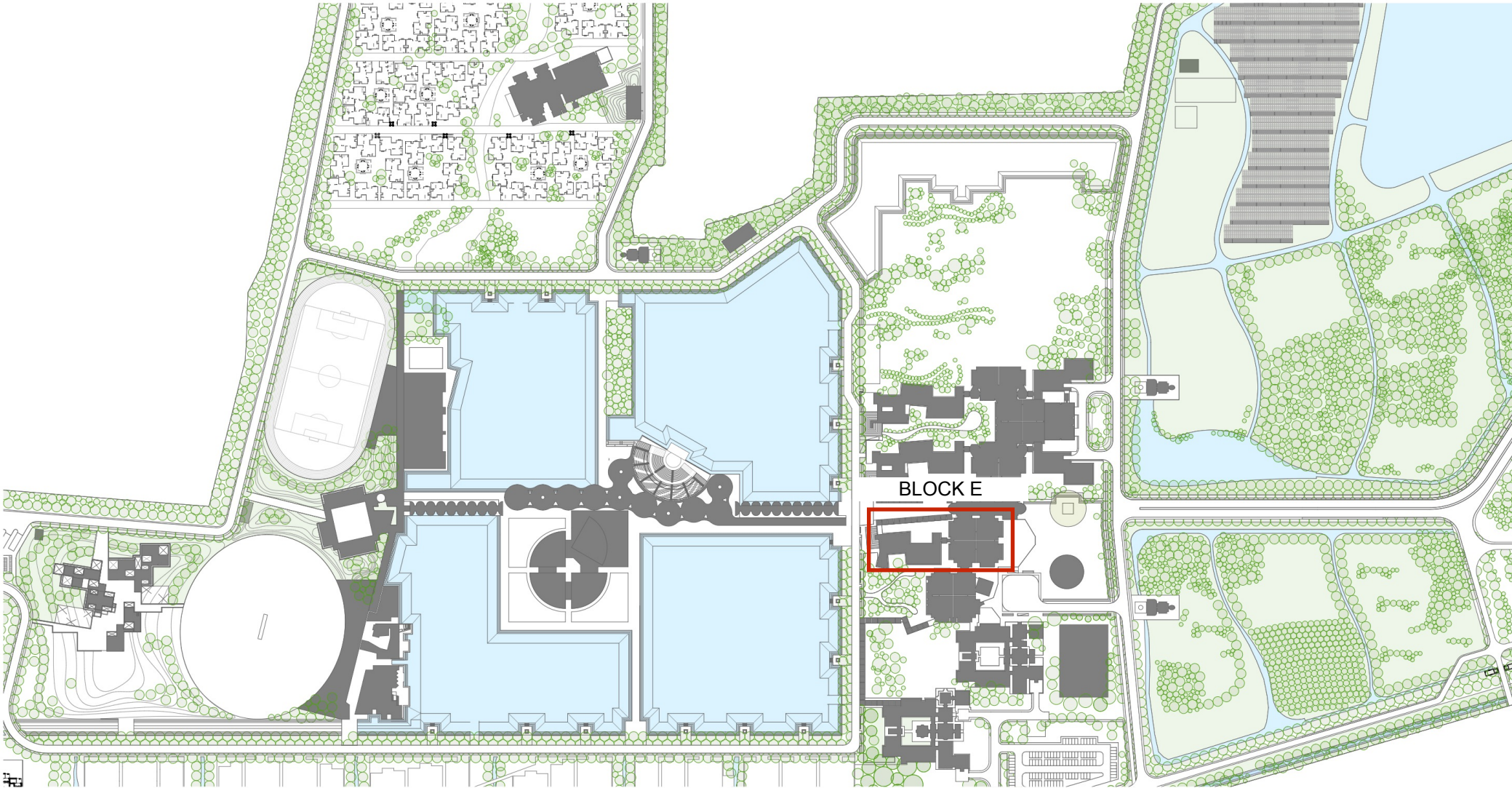


- MEETING ROOM
- CLASSROOM (30 seater) - 2Nos.
- DISCUSSION ROOM - 5 Nos.
- SECURITY
- ENTRY/RECEPTION
- TOILET
- CAFE AND KITCHEN
- LIFT AND STAIRCASE
- VESTIBULE
- UTILITY AREA
- SERVICES



- MEETING ROOM
- CLASSROOM (50 seater) - 2 Nos.
- DISCUSSION ROOM - 6 Nos.
- SECURITY
- ENTRY/RECEPTION
- TOILET
- CAFE AND KITCHEN
- LIFT AND STAIRCASE
- VESTIBULE
- UTILITY AREA
- SERVICES

# **ADMINISTRATION BLOCK**





# BLOCK-E CLASSROOM

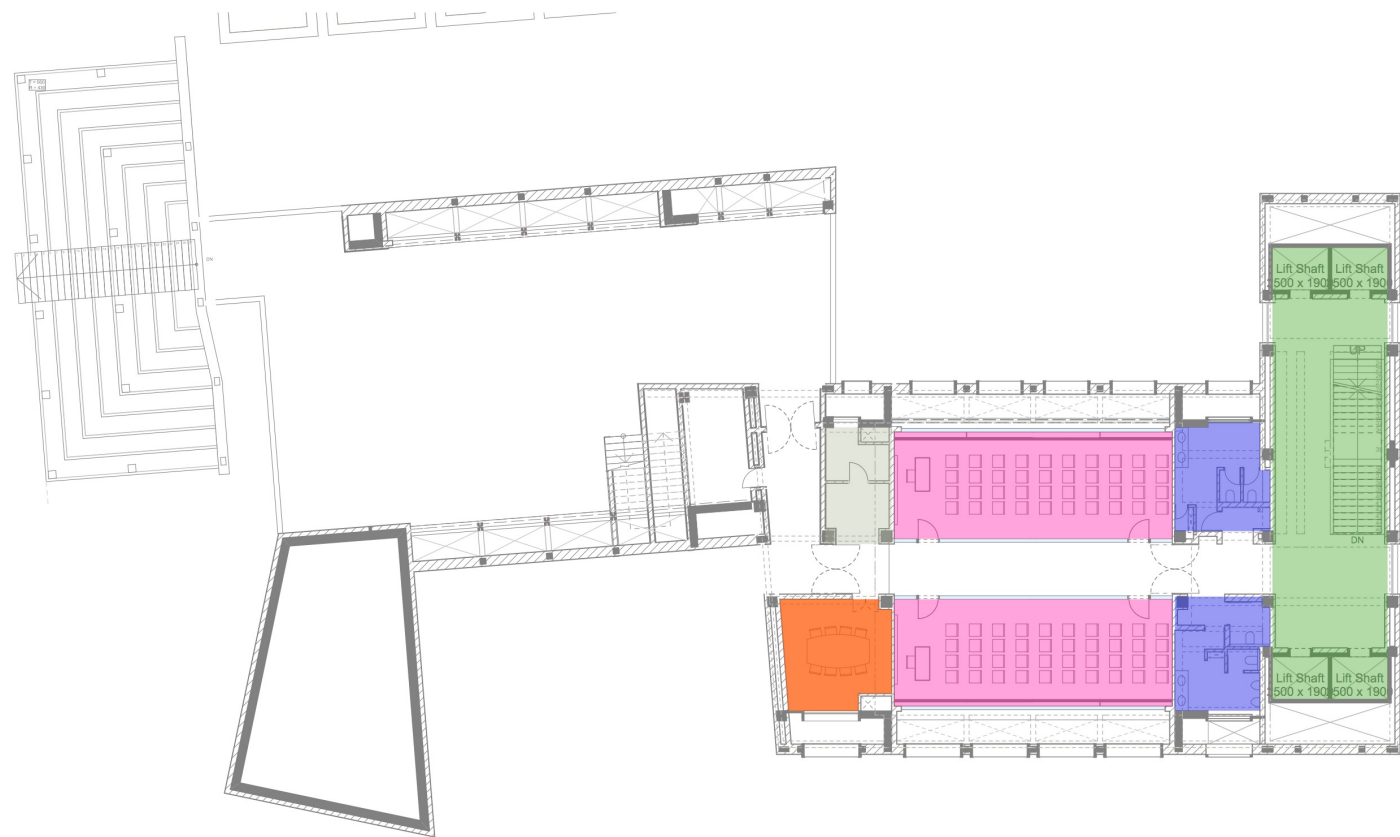
# GROUND FLOOR PLAN



- MEETING ROOM - 02 No.
- CLASSROOM (100 seater) - 01 No.  
(18 seater) - 04 No.  
(50 seater) - 01 No.
- SUPPORT STAFF
- TOILET
- UTILITY AREA
- PANTRY AND DRINKING WATER
- LIFT AND STAIRCASE
- WAITING LOUNGE

# BLOCK-E CLASSROOM

# FIRST FLOOR PLAN



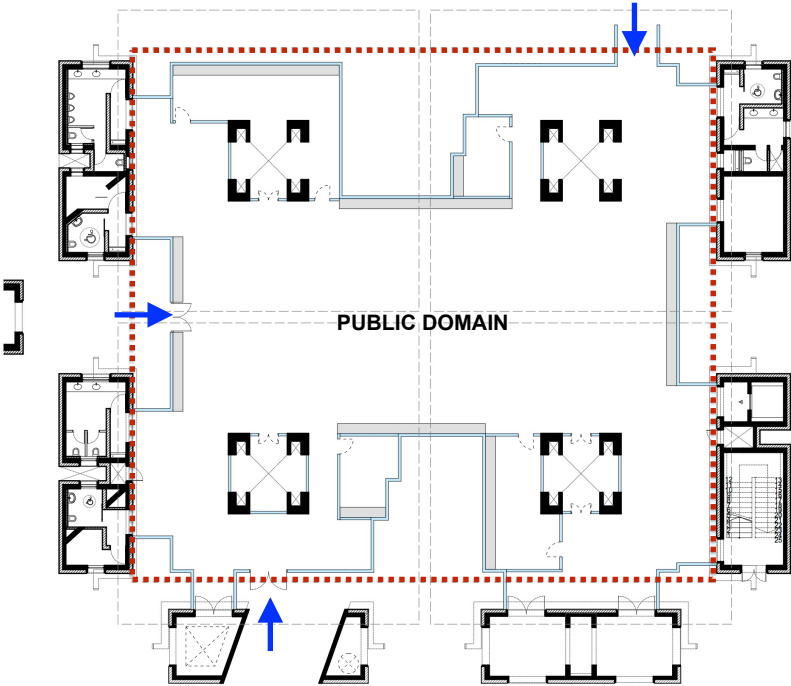
- MEETING ROOM - 1 No.
- CLASSROOM (40 seater) - 2 No.
- SUPPORT STAFF
- TOILET
- UTILITY AREA
- PANTRY AND DRINKING WATER
- LIFT AND STAIRCASE
- WAITING LOUNGE

# BLOCK-E INTERNATIONAL RELATIONS OFFICE

Full Capacity on both floors :

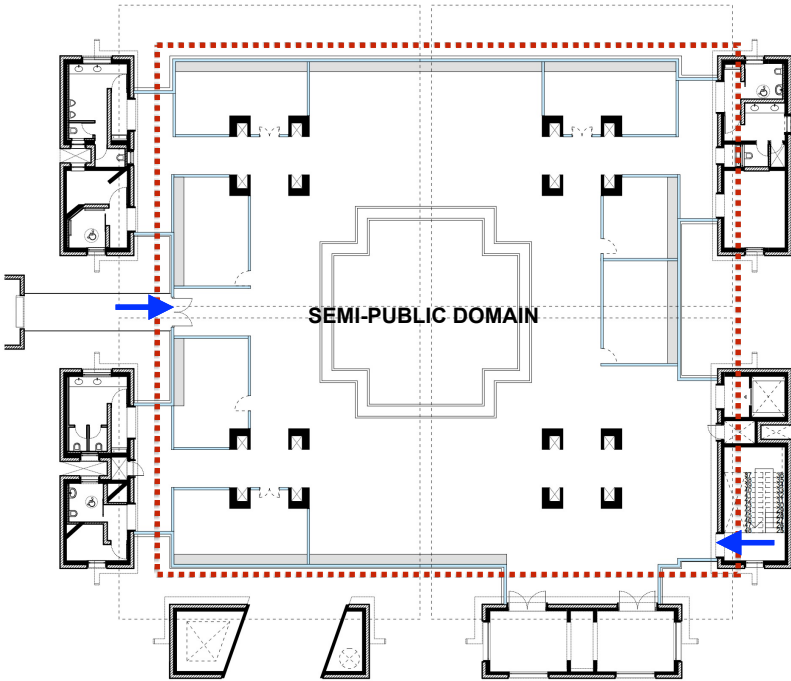
Staff - 120

Visitors - 180



## GROUND FLOOR PLAN

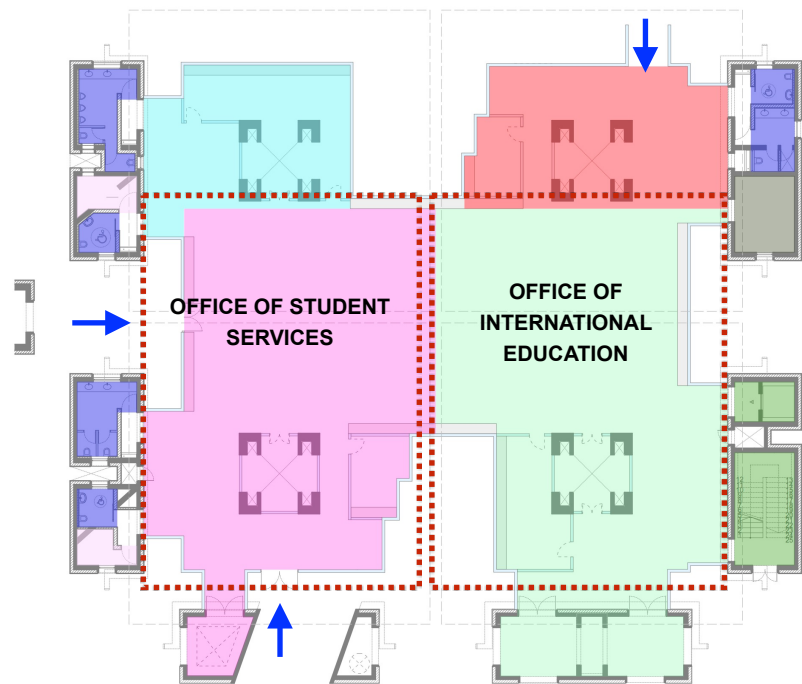
- Reception & Waiting
- Office of Student Services
- Office of International Education
- Director's Room
- Assistant Director Room
- Coordinator Rooms
- Finance Department
- Discussions Rooms



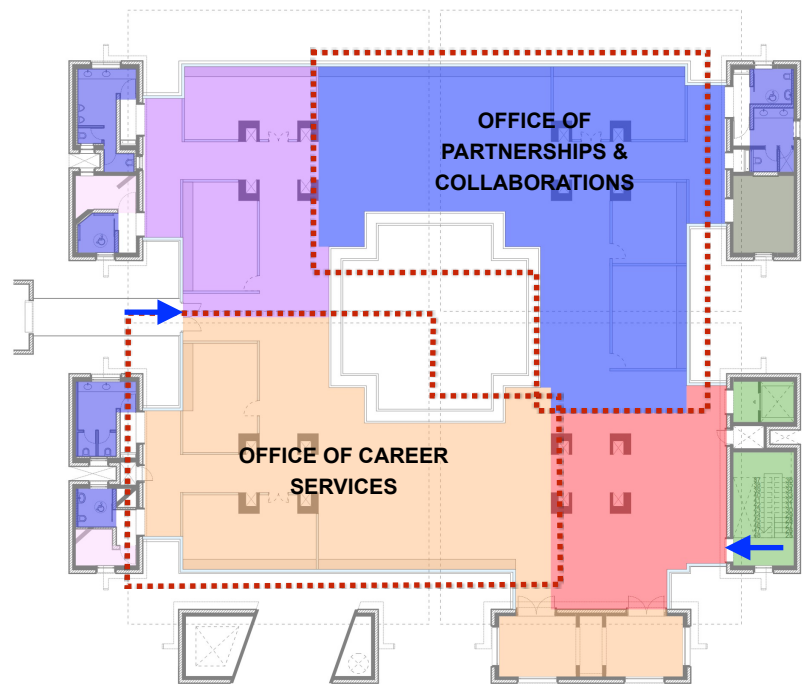
## FIRST FLOOR PLAN

- Reception & Waiting
- Office of Career Services
- Office of Partnership and Collaborations
- Director's Room
- Assistant Director Room
- Coordinator Room
- Client Info and Data Room
- Discussions Spaces
- Meeting Room

# BLOCK-E INTERNATIONAL RELATIONS OFFICE



GROUND FLOOR PLAN



FIRST FLOOR PLAN

- |                   |                    |
|-------------------|--------------------|
| ENTRY/ RECEPTION  | OFFICE CLUSTER 06  |
| OFFICE CLUSTER 01 | TOILET             |
| OFFICE CLUSTER 02 | STORE              |
| OFFICE CLUSTER 03 | SERVICES           |
| OFFICE CLUSTER 04 | LIFT AND STAIRCASE |
| OFFICE CLUSTER 05 |                    |



# BLOCK-E INTERNATIONAL RELATIONS OFFICE


## GROUND FLOOR PLAN

Full Capacity:  
Staff - 65  
Visitors - 95

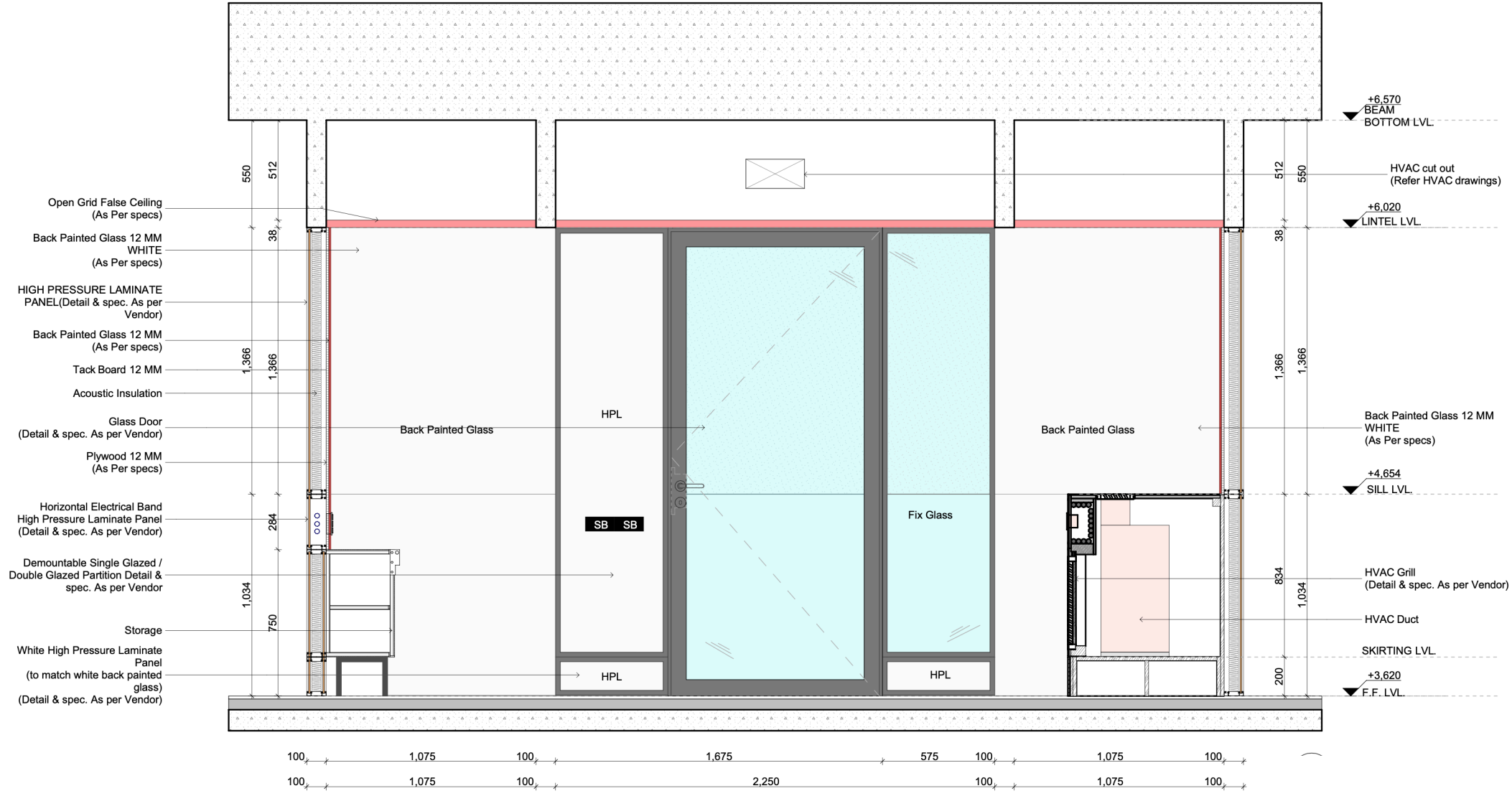


- ENTRY/ RECEPTION
- OFFICE OF STUDENT SERVICES - 24 seater
- DISCUSSION ROOM (6 seater) - 03
- COORDINATOR ROOM - 02 Nos.
- FINANCE DEPARTMENT - 01 No.
- OFFICE OF INT. EDUCATION - 24 seater
- HUMAN RESOURCE DEPT. - 01 No.
- ASST. DIRECTOR ROOM - 01 No.
- DIRECTOR ROOM - 01 No.
- DISCUSSION ZONE (4-5 seater) - 09 Nos.
- TOILET
- STORE
- SERVICES
- LIFT AND STAIRCASE

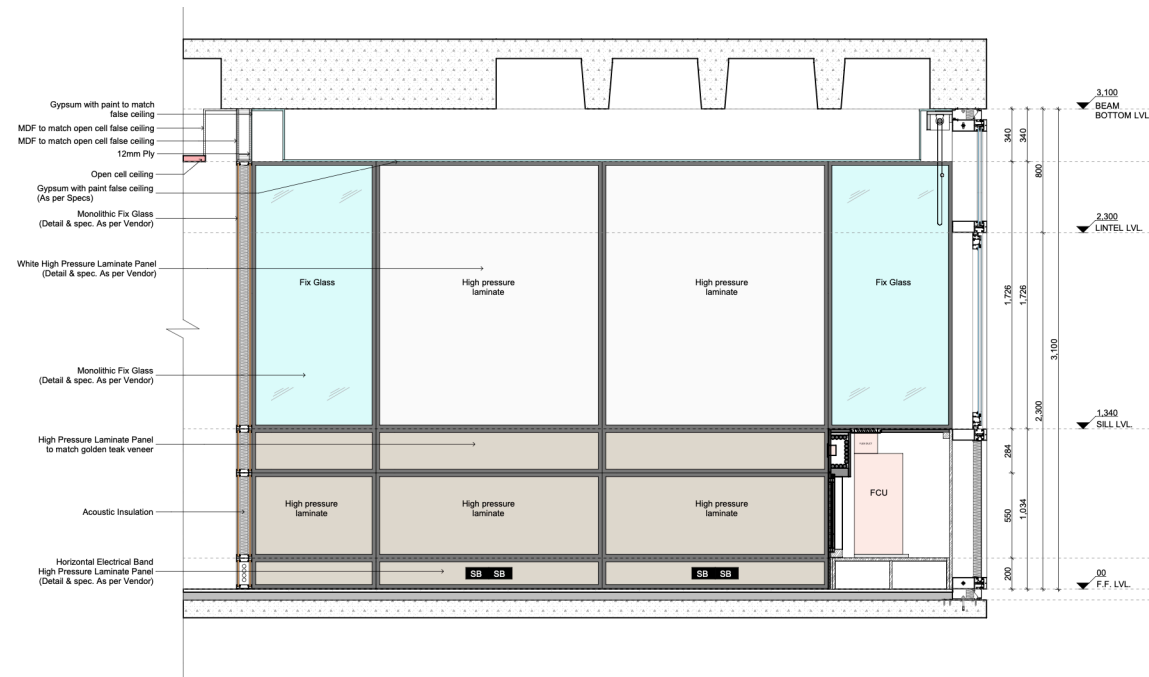
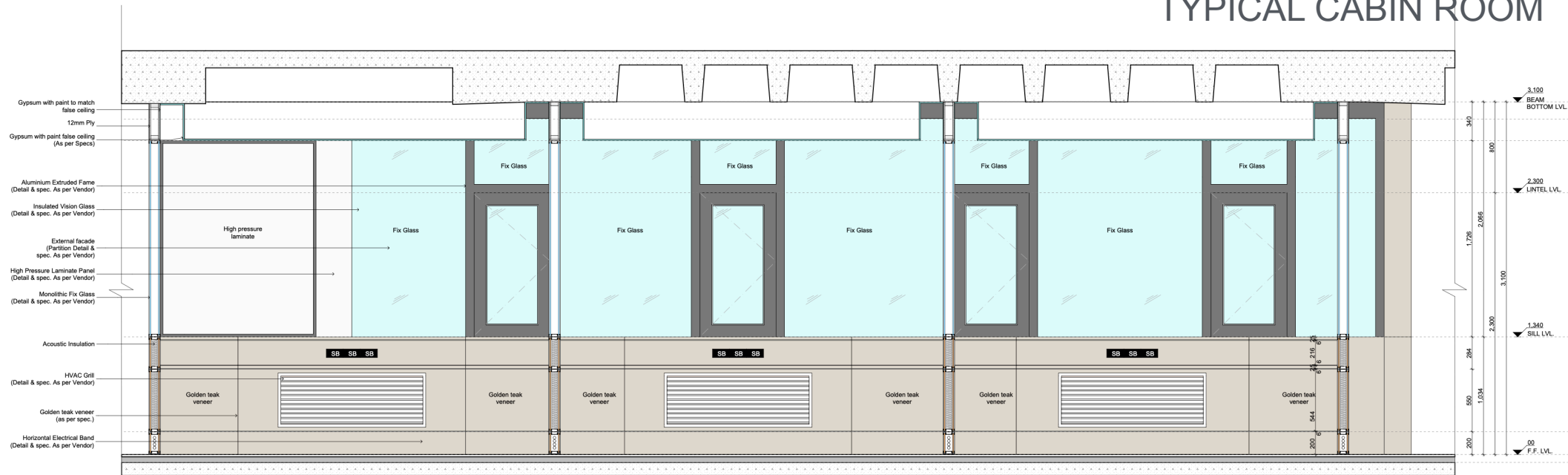
# TYPICAL AUDIO VISUAL ROOM



# TYPICAL AUDIO VISUAL ROOM

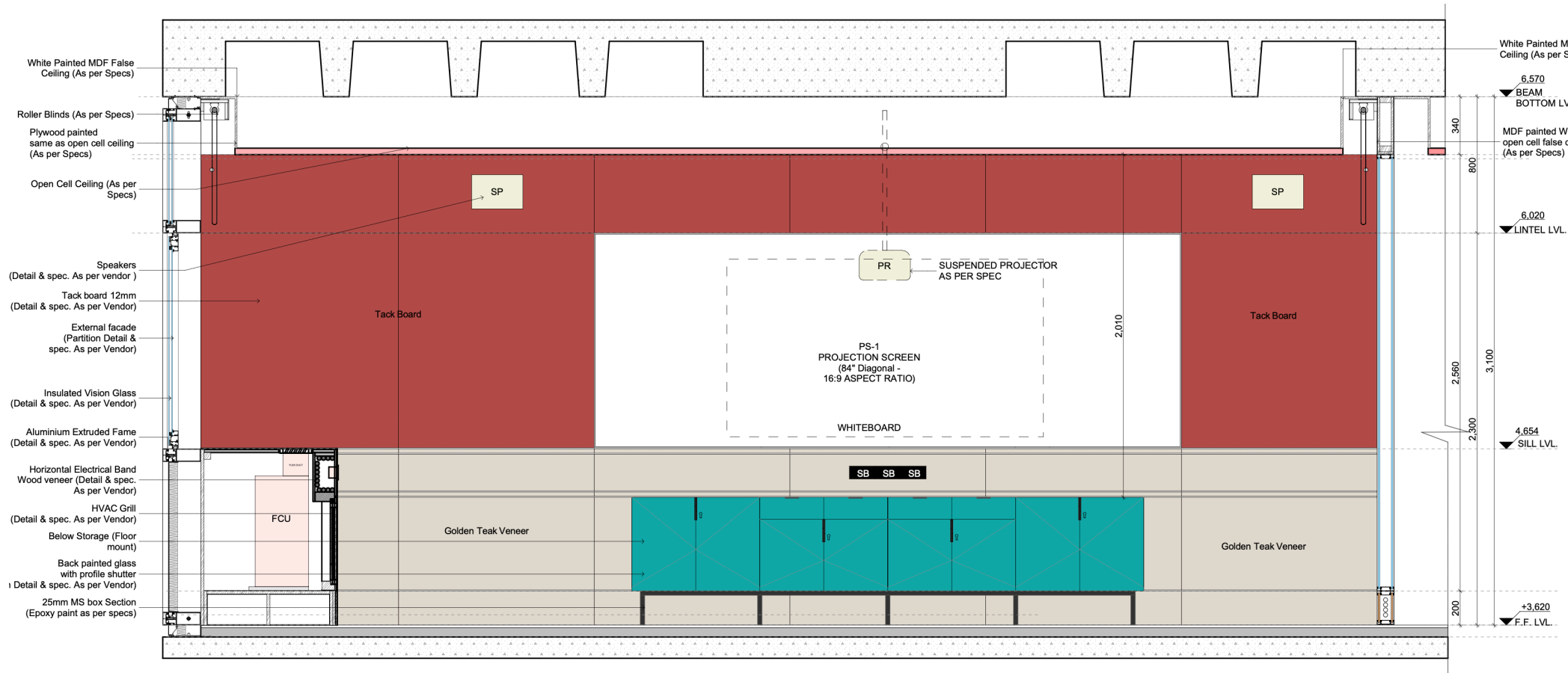


# TYPICAL CABIN ROOM



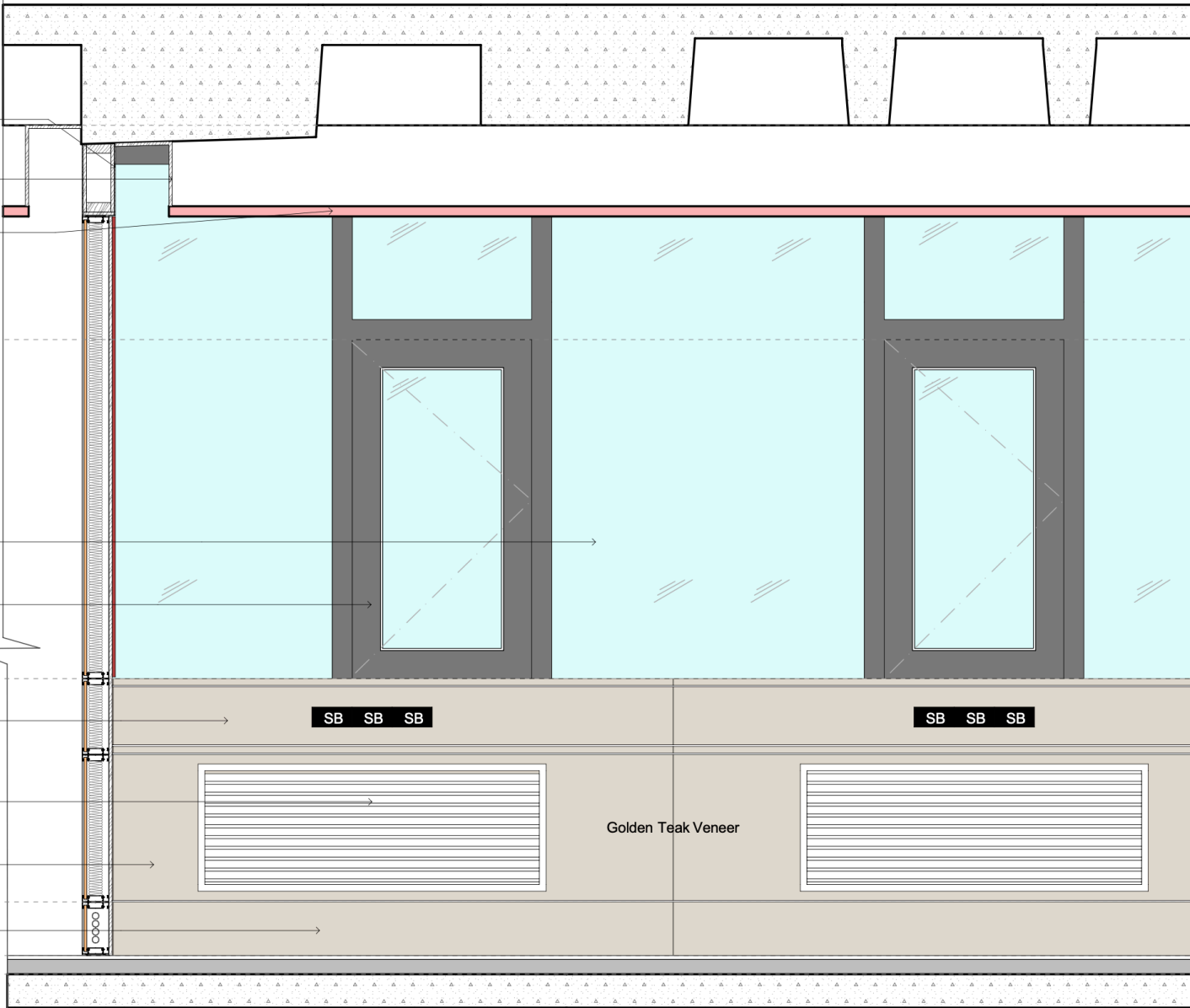


# TYPICAL CONFERENCE ROOM

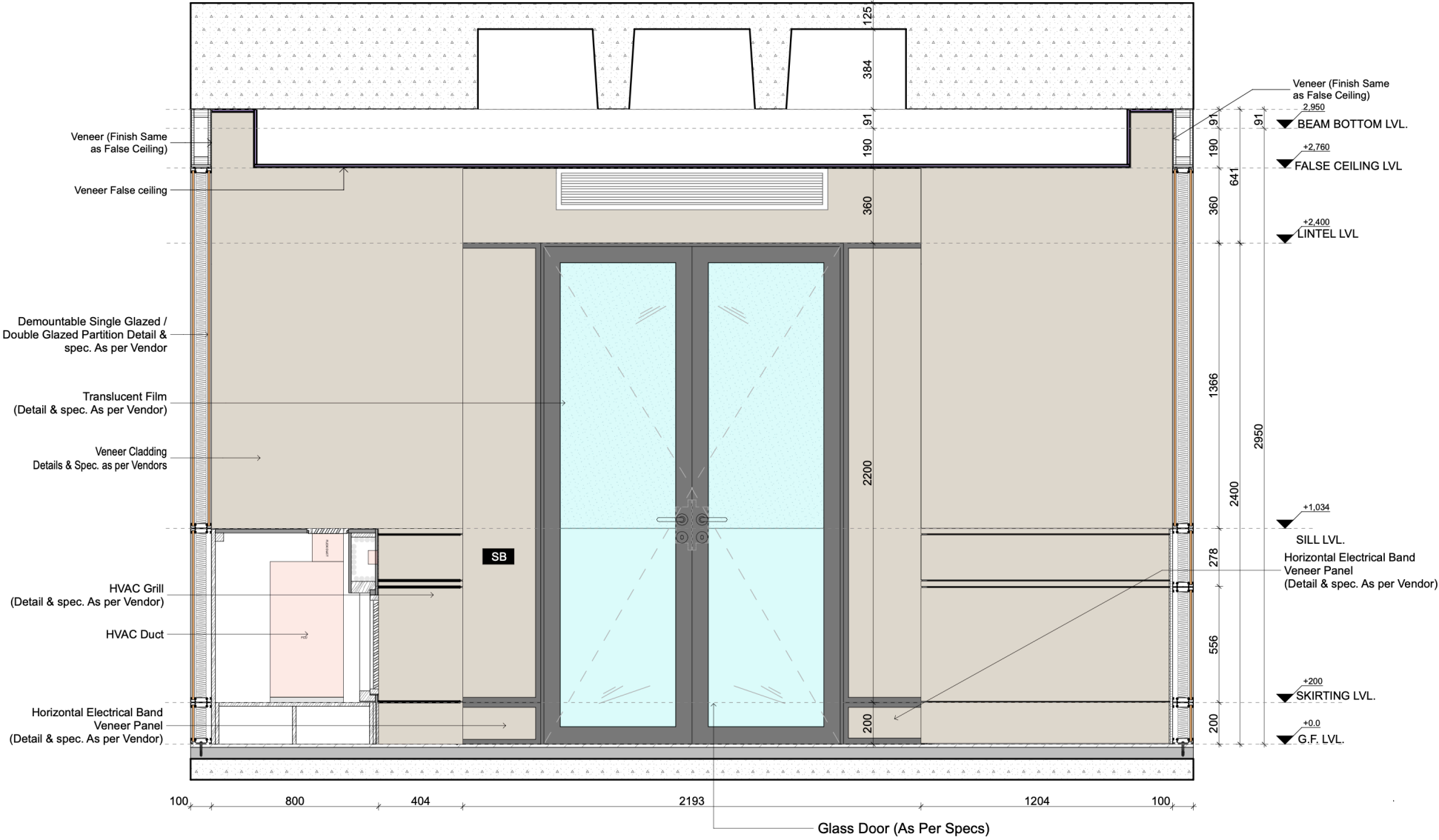


# TYPICAL CONFERENCE ROOM

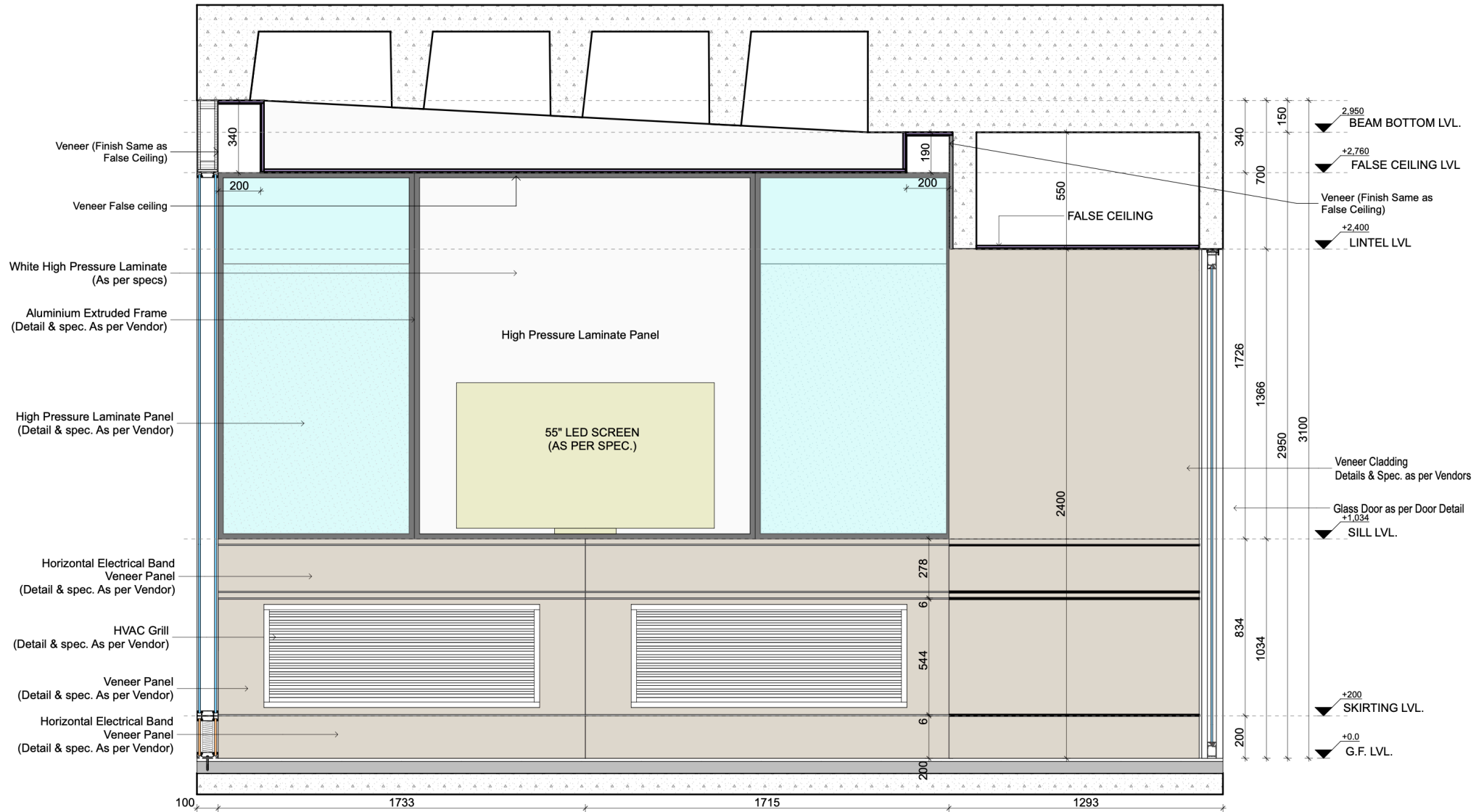
- MDF painted White to match open cell false ceiling (As per Specs)
- White Painted MDF False Ceiling (As per Specs)
- Open Cell False Ceiling (As per Specs)
- Insulated Vision Glass (Detail & spec. As per Vendor)
- Aluminium Window Frame (Detail & spec. As per Vendor)
- Horizontal Electrical Band (Detail & spec. As per Vendor)
- HVAC Grill (Detail & spec. As per Vendor)
- Golden teak veneer (as per spec.)
- Horizontal Electrical Band High Pressure Laminate Panel (Detail & spec. As per Vendor)



# TYPICAL DISCUSSION ROOM

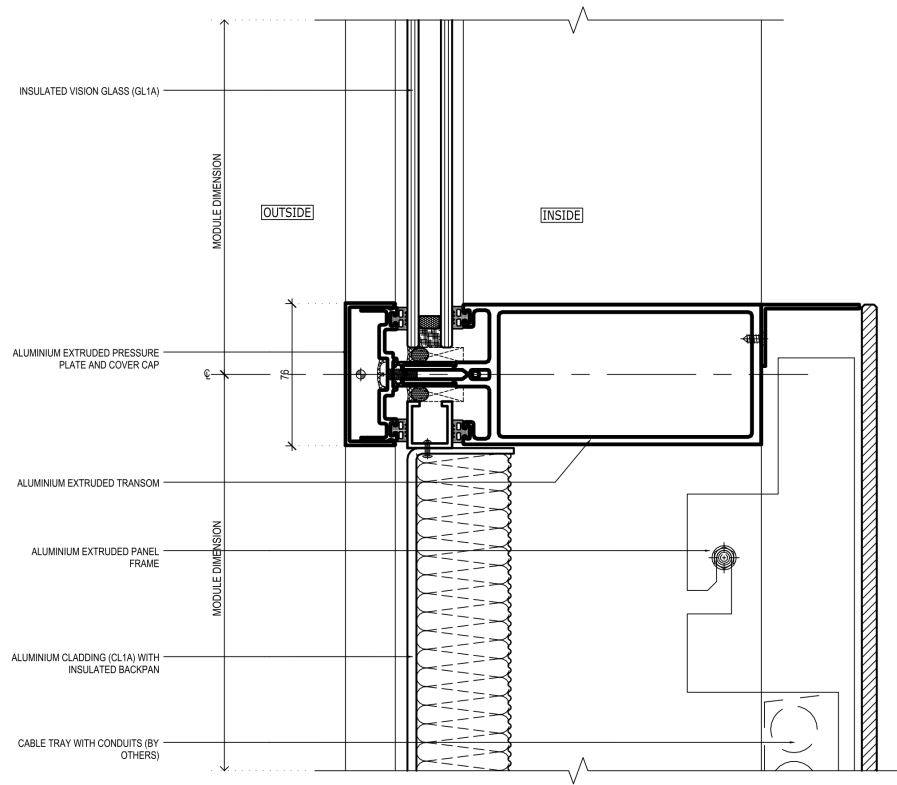
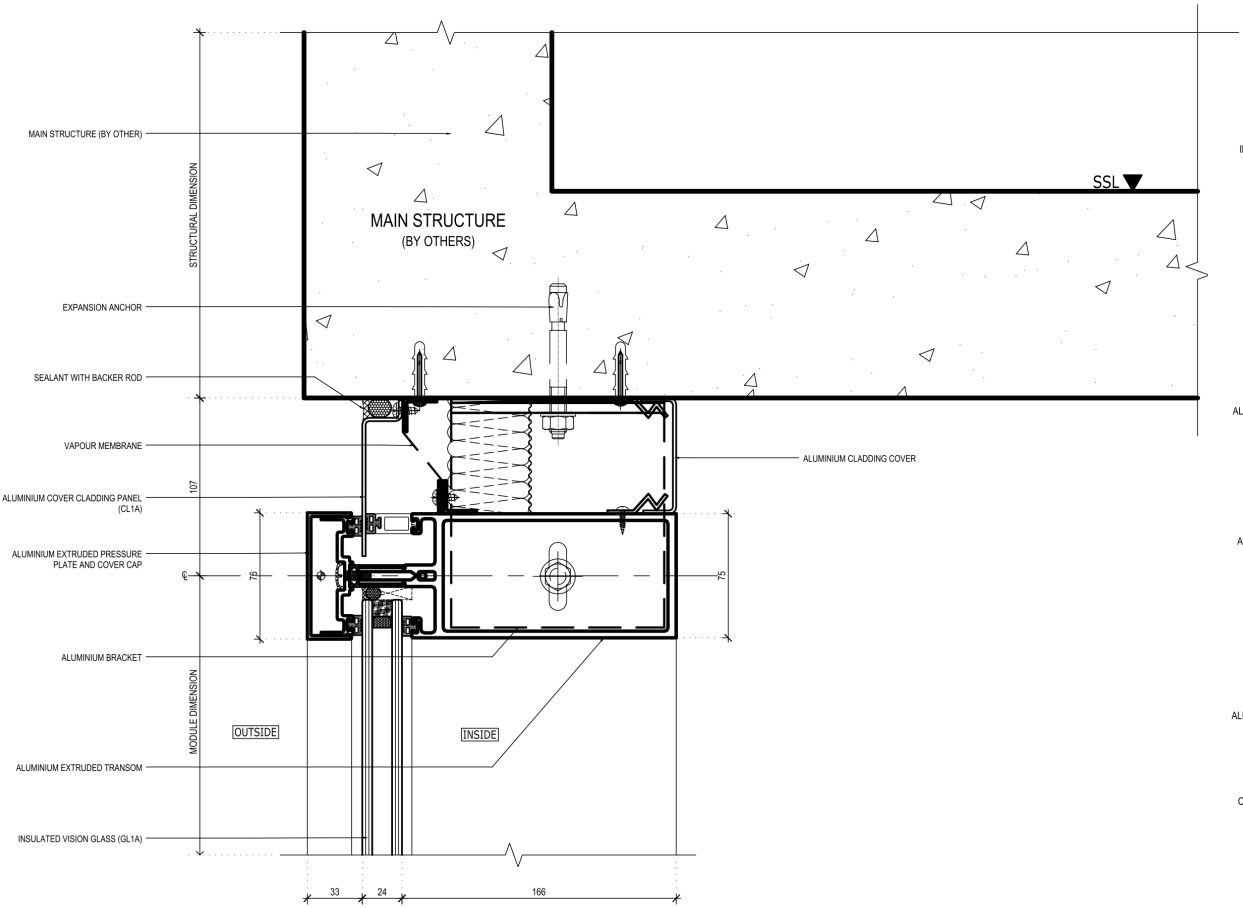


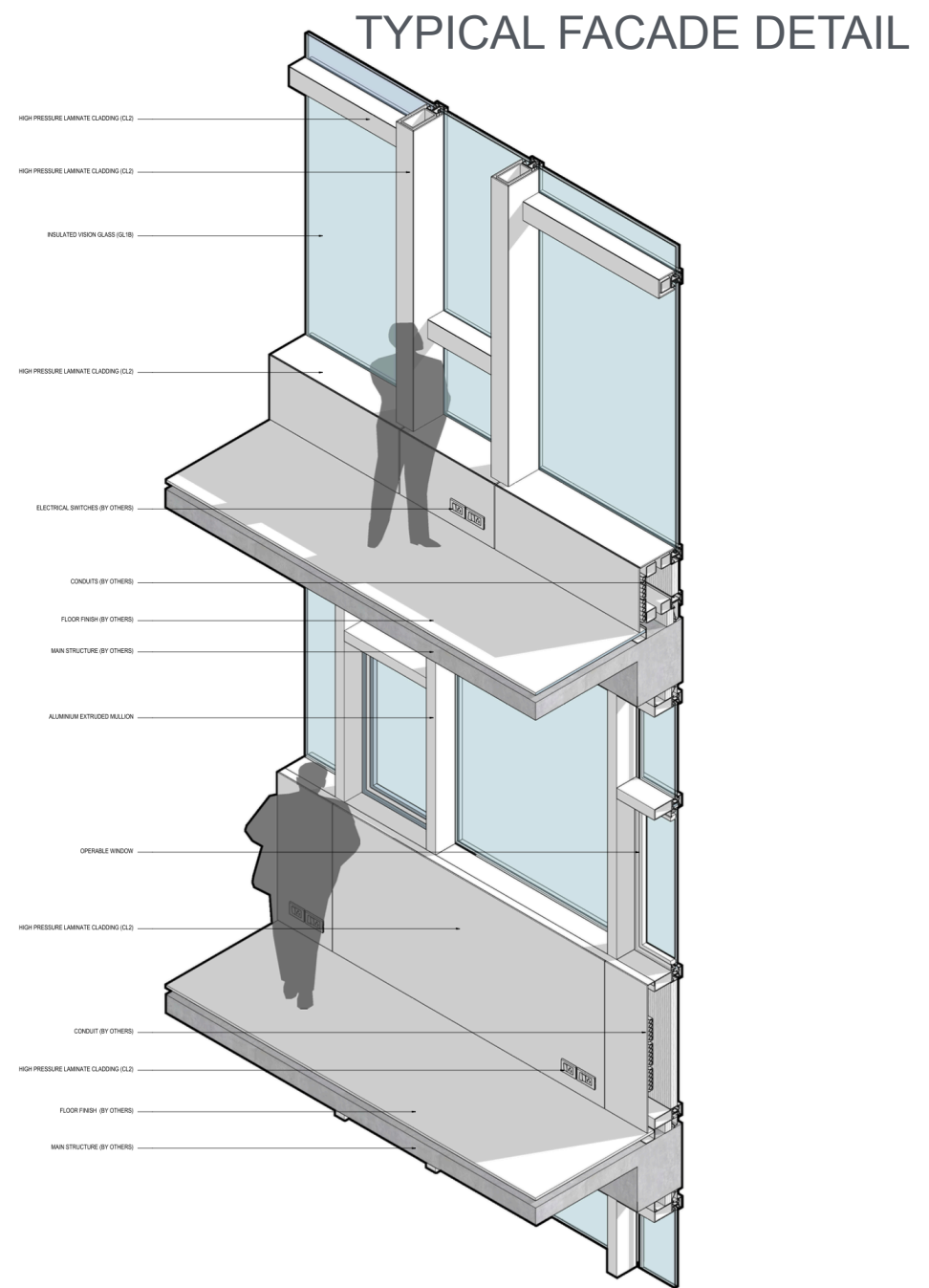
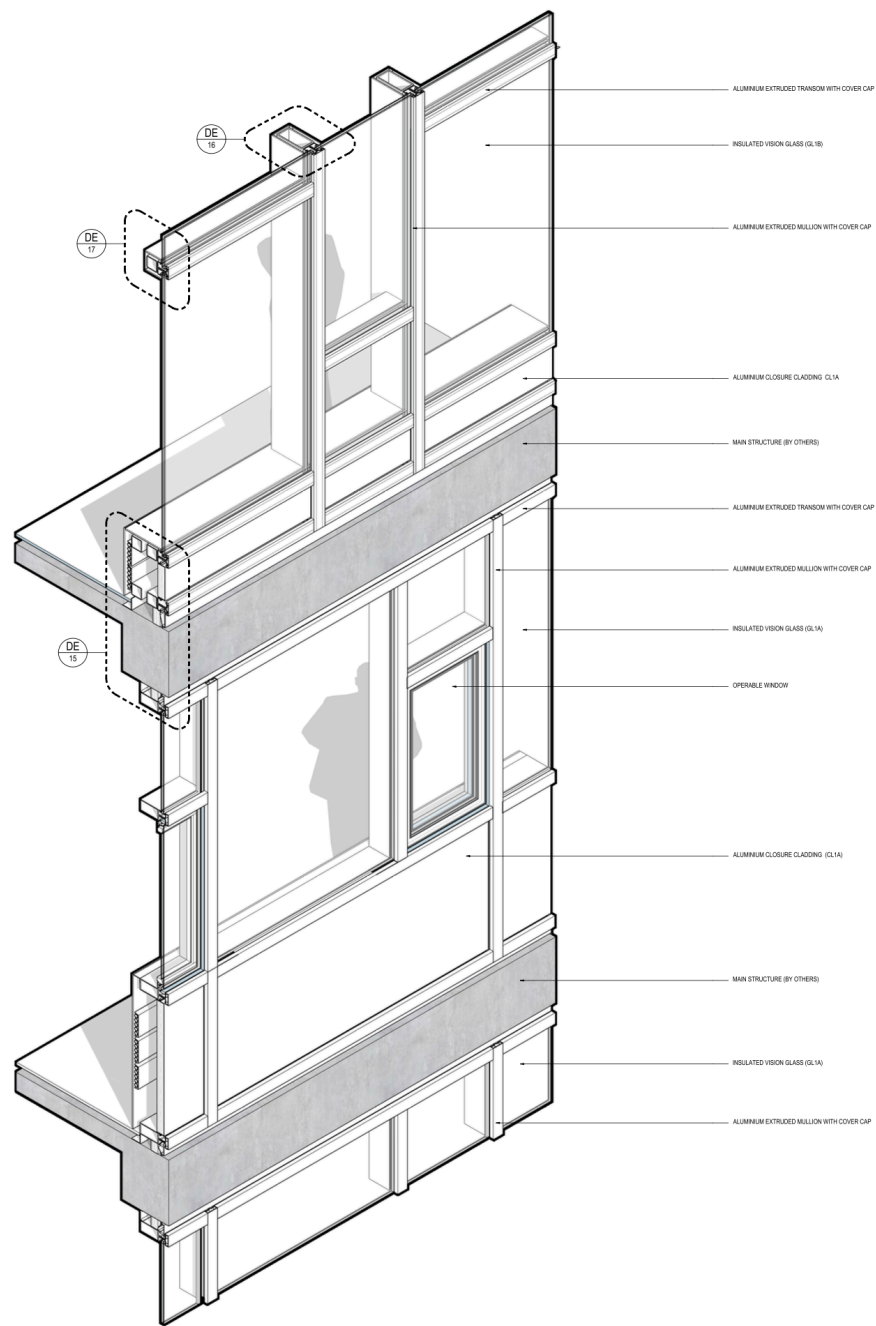
# TYPICAL DISCUSSION ROOM



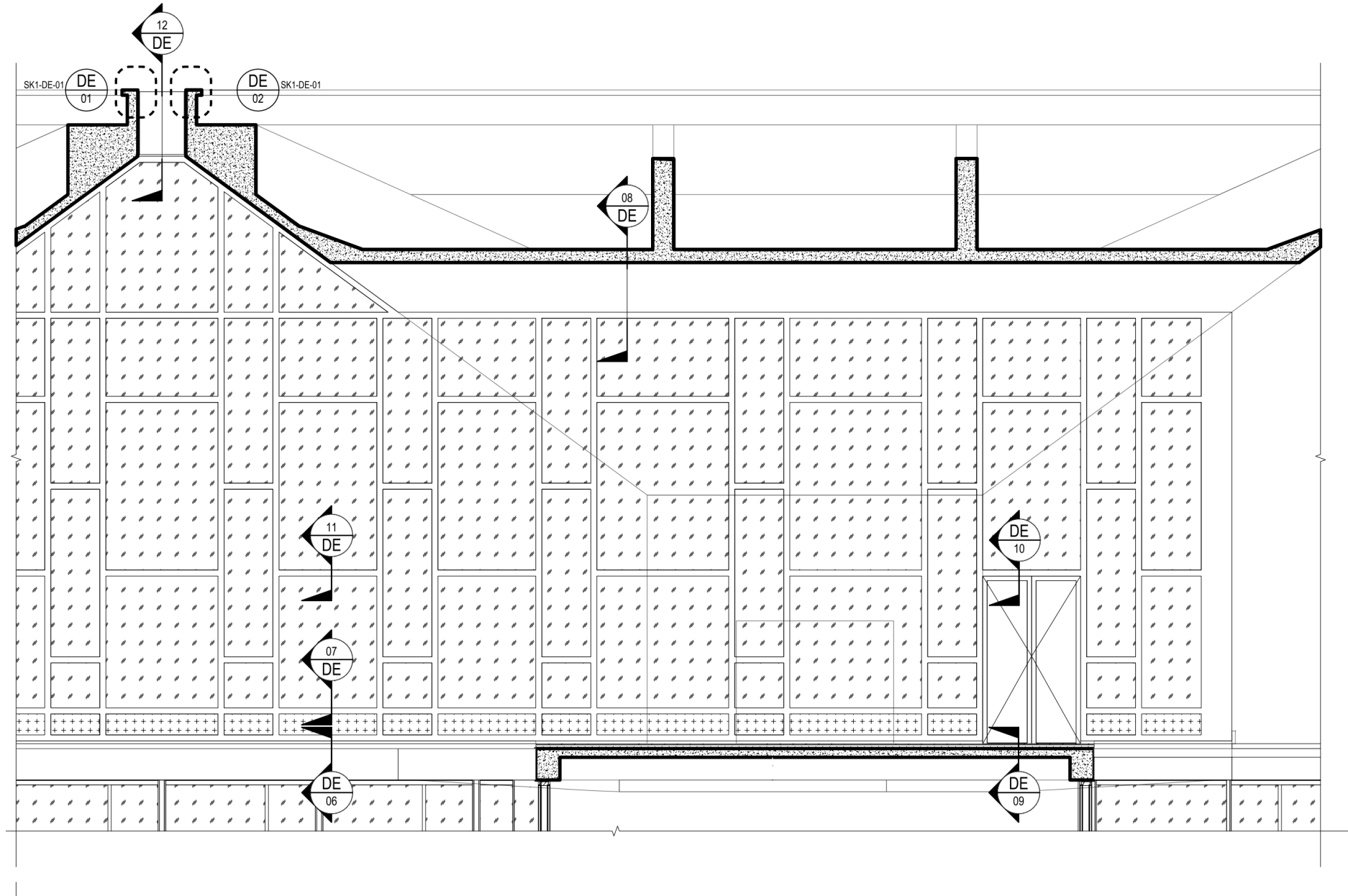


# TYPICAL FACADE DETAIL

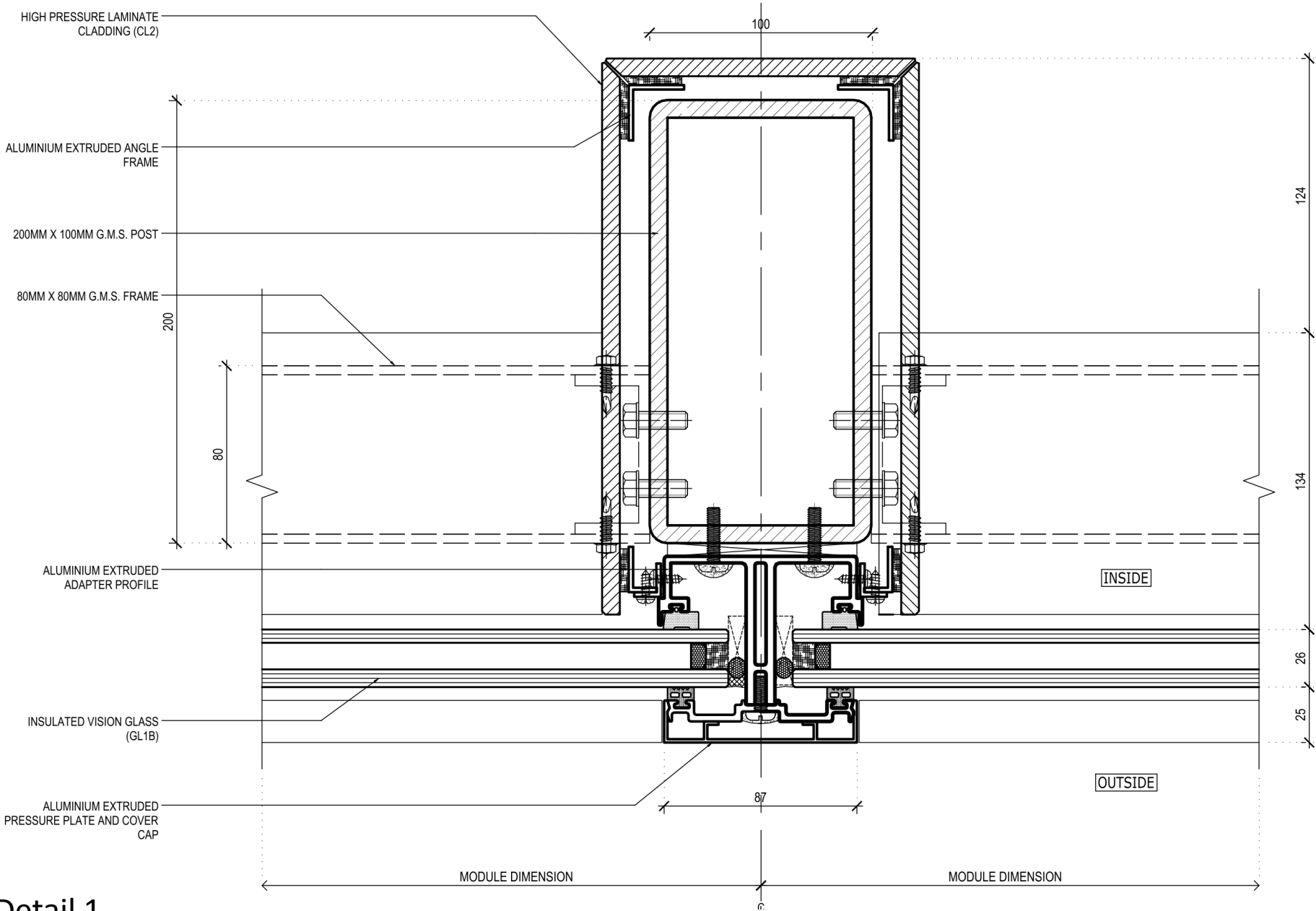




# EXTERNAL FACADE DETAIL



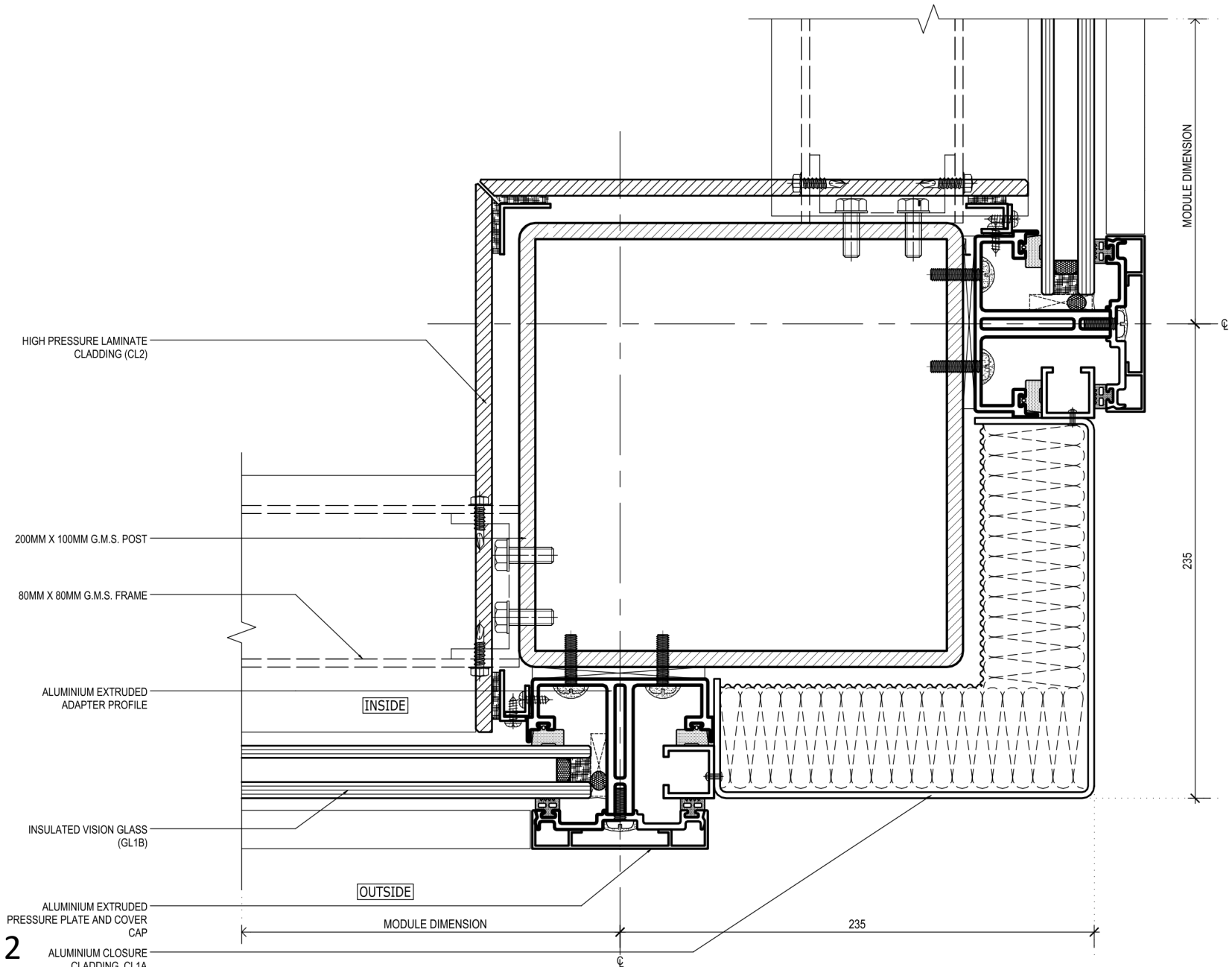
EXTERNAL FACADE DETAIL



Detail 1

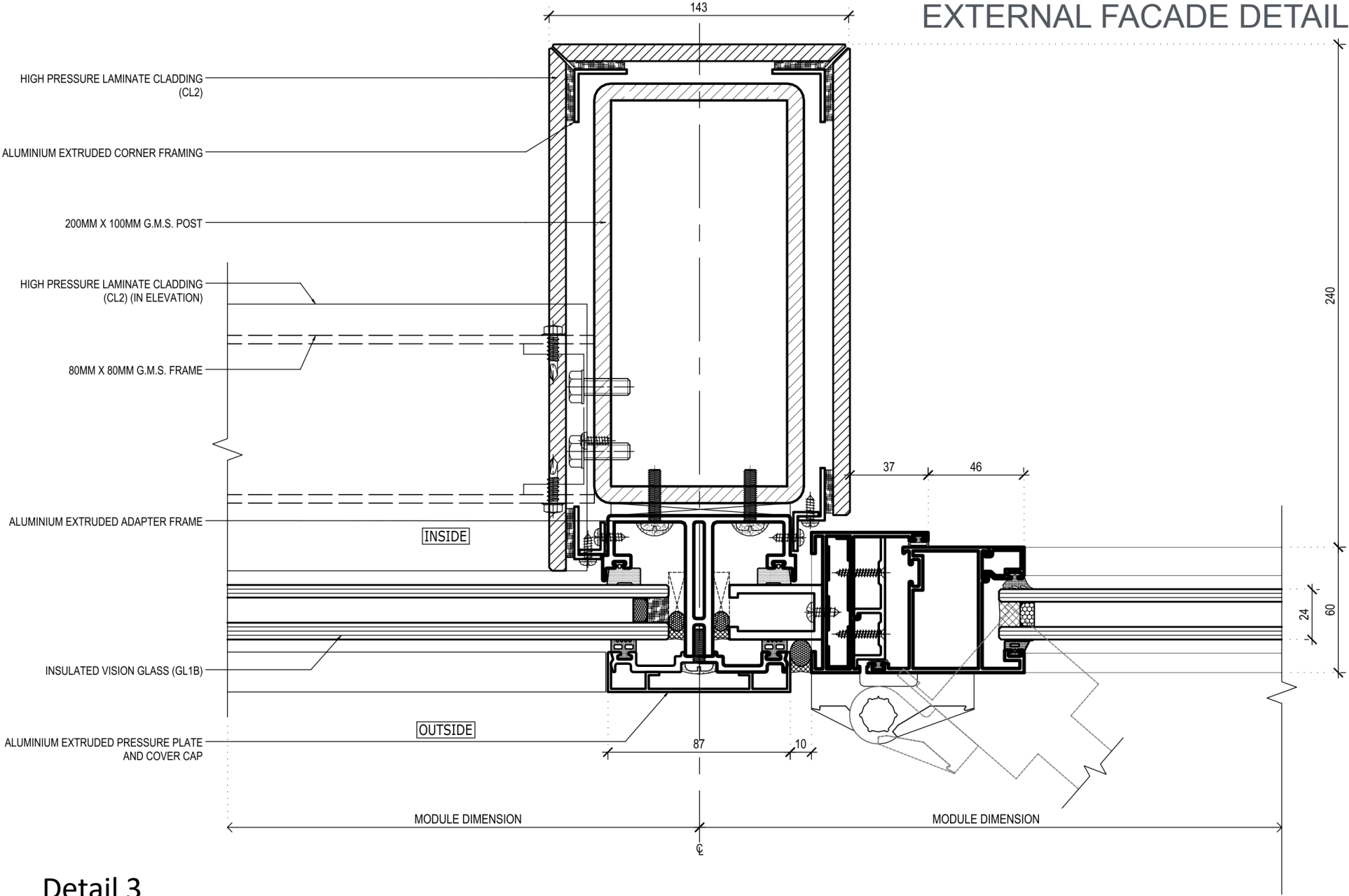


EXTERNAL FACADE DETAIL



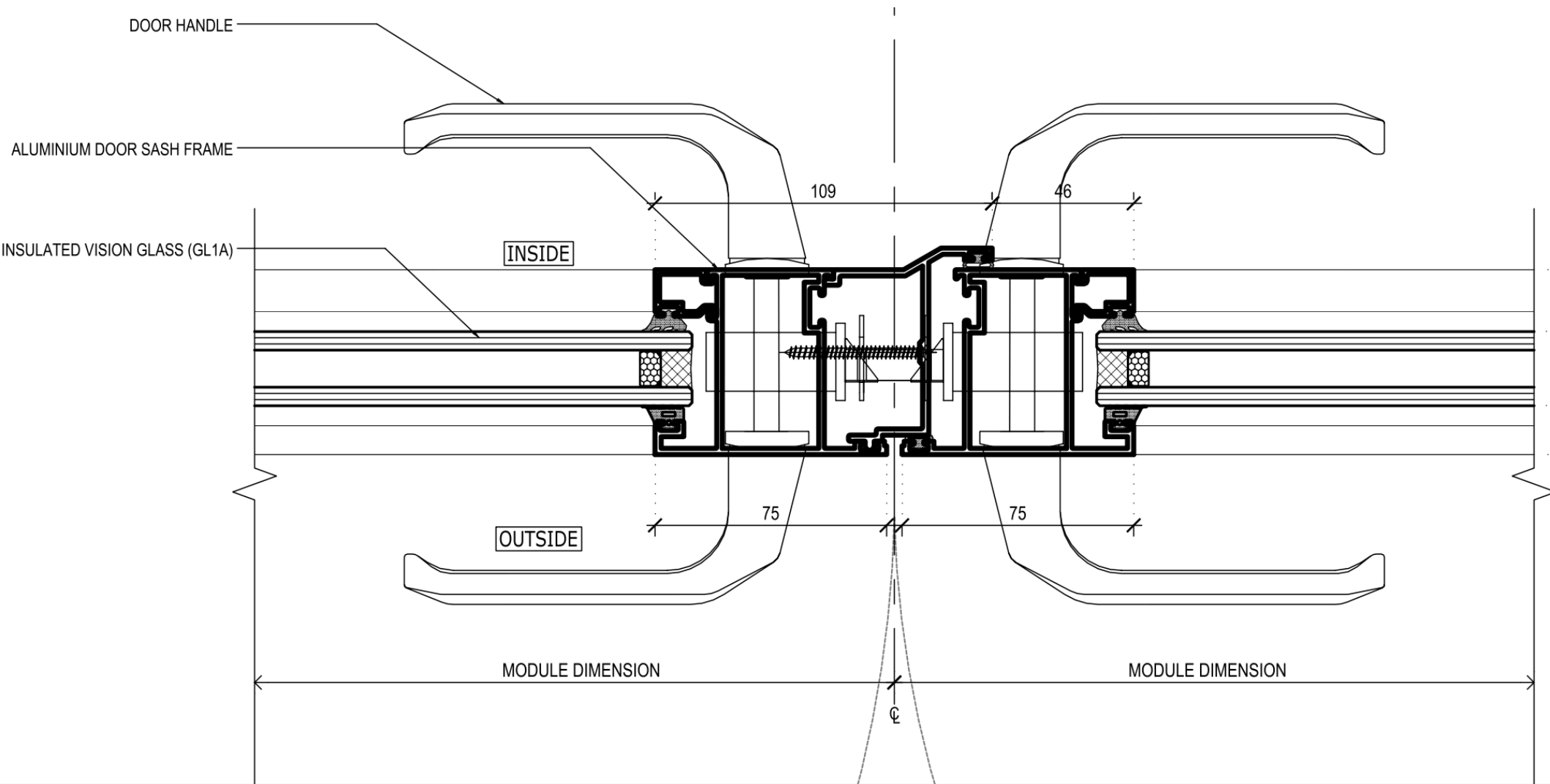
Detail 2

EXTERNAL FACADE DETAIL



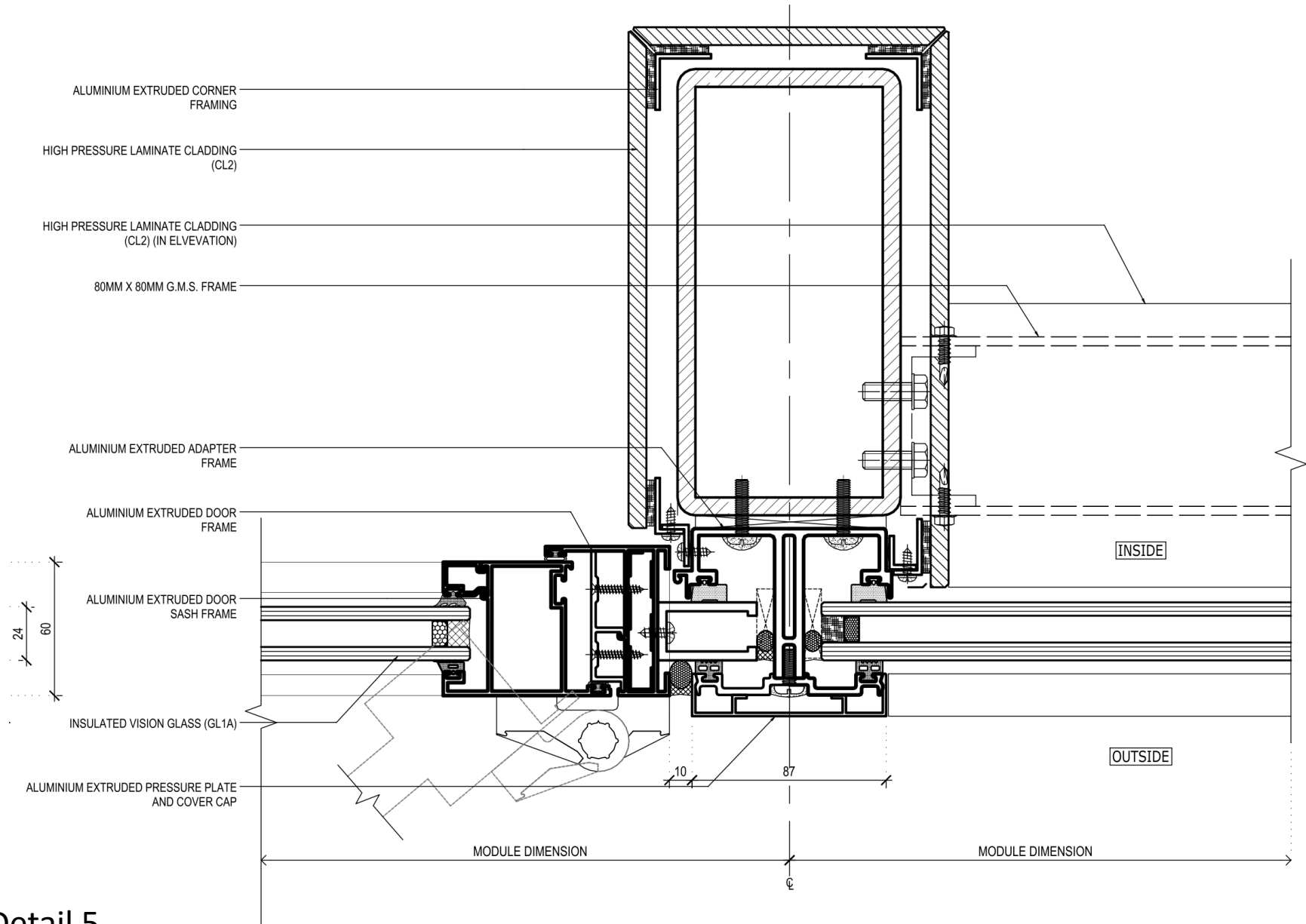
Detail 3

EXTERNAL FACADE DETAIL



Detail 4

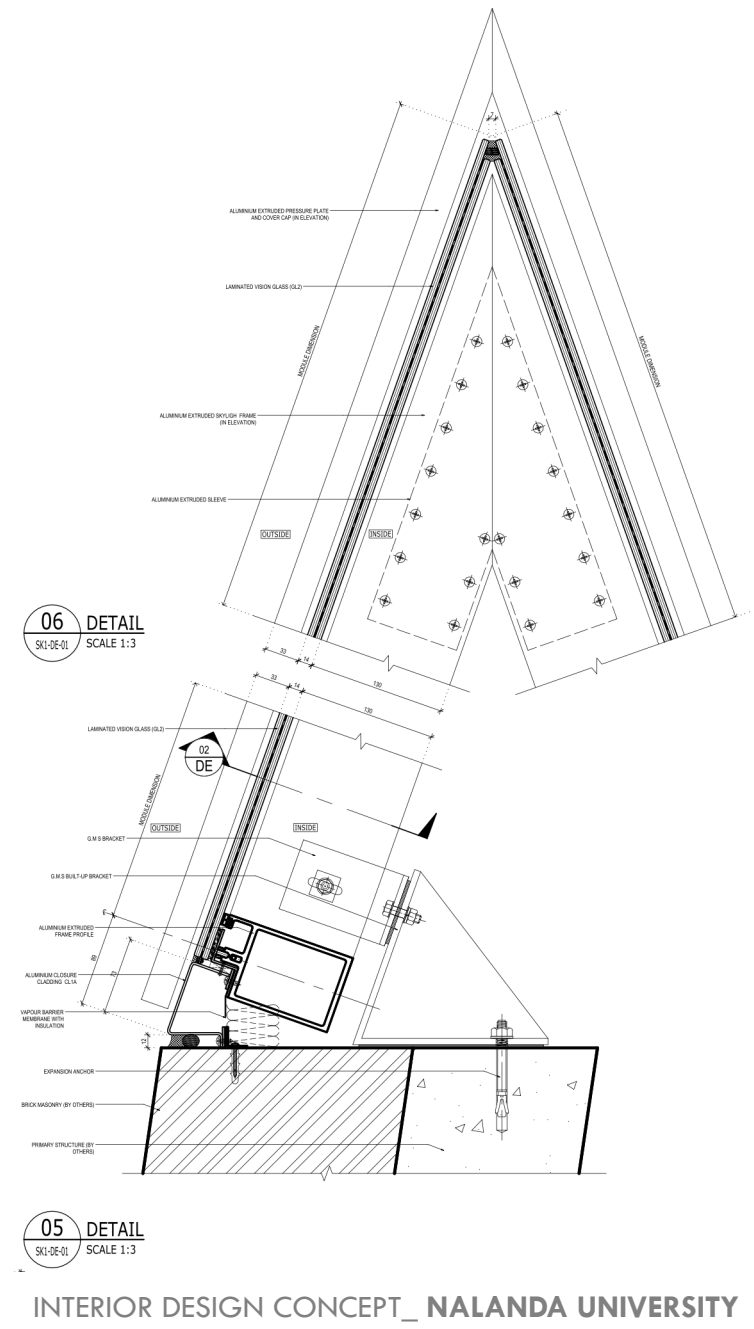
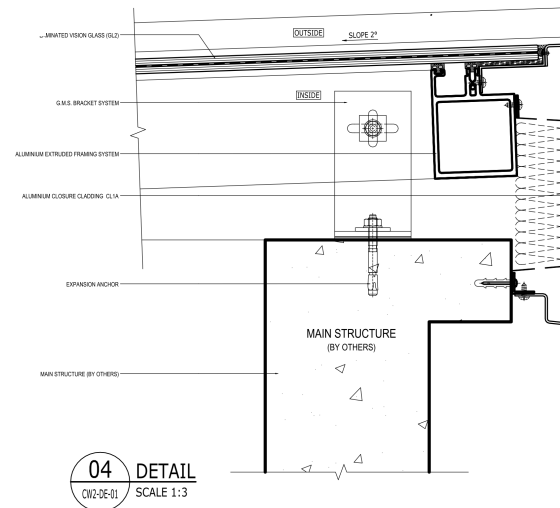
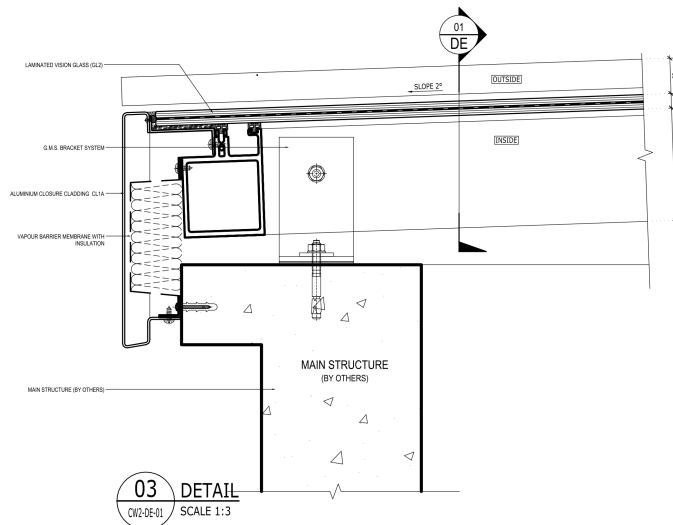
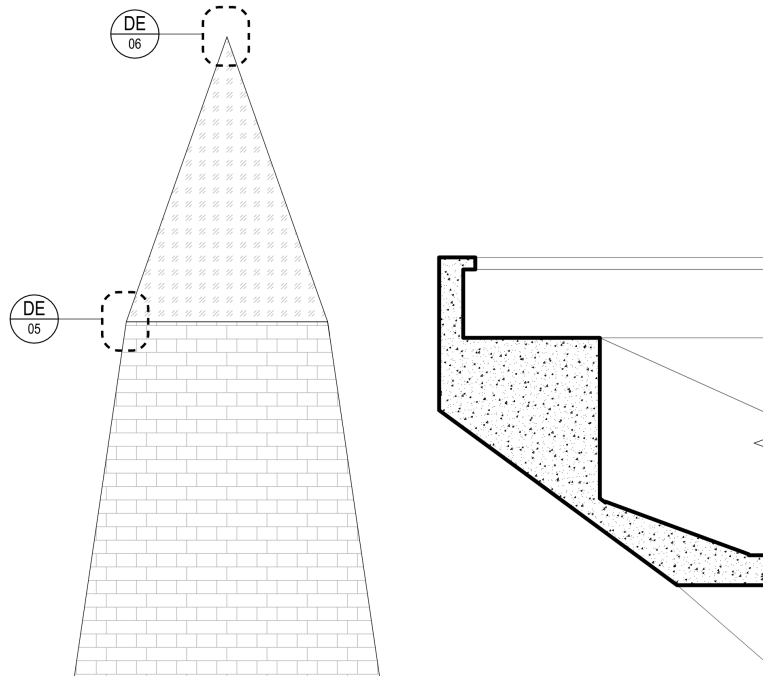
EXTERNAL FACADE DETAIL




Detail 5




# EXTERNAL FACADE DETAIL



## INTERIOR LAYOUT - TYPICAL GROUND FLOOR FLOOR - CARPET / LINOLEUM / WOODEN FLOORING



**CARPET**



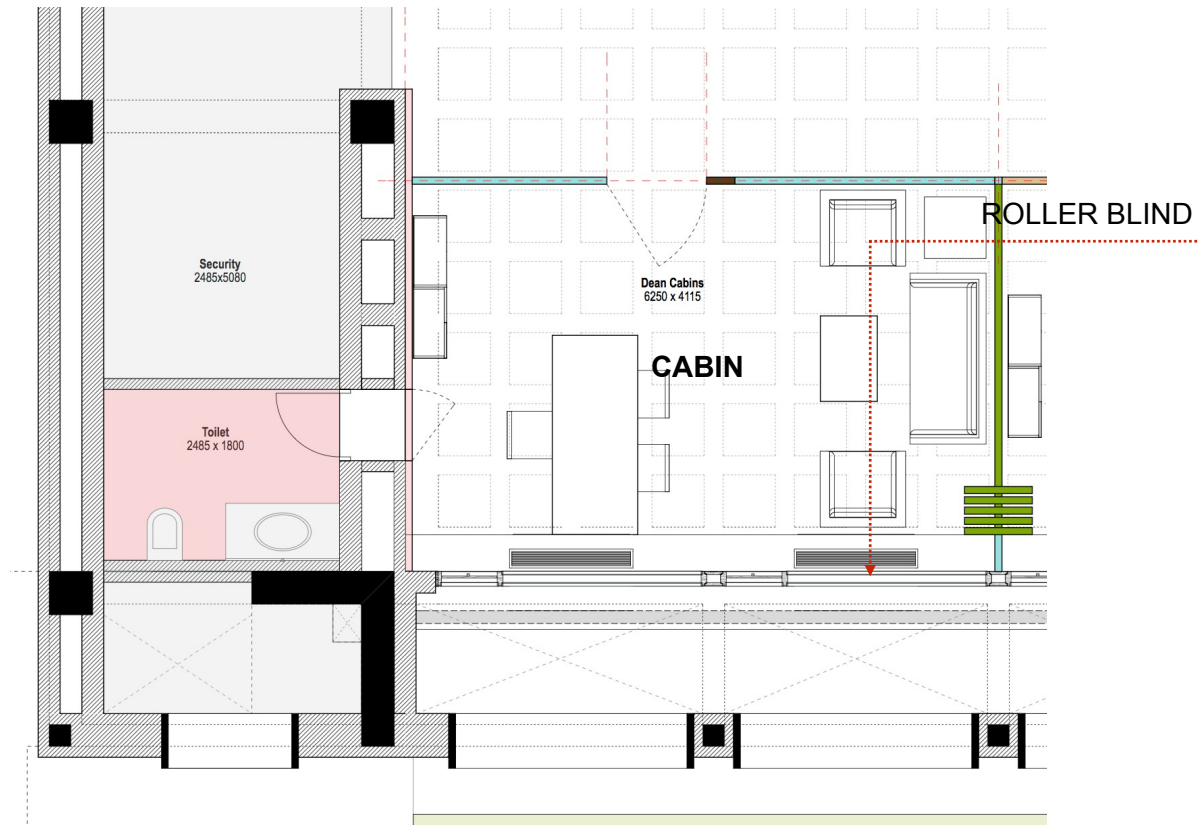
**LINOLEUM**



**WOODEN FLOORING**

## INTERIOR LAYOUT - TYPICAL GROUND FLOOR

### ROLLER BLIND - SUNSCREEN / BLACKOUT






## INTERIOR LAYOUT - TYPICAL GROUND FLOOR

### ROLLER BLIND - SUNSCREEN / BLACKOUT



**SUNSCREEN**

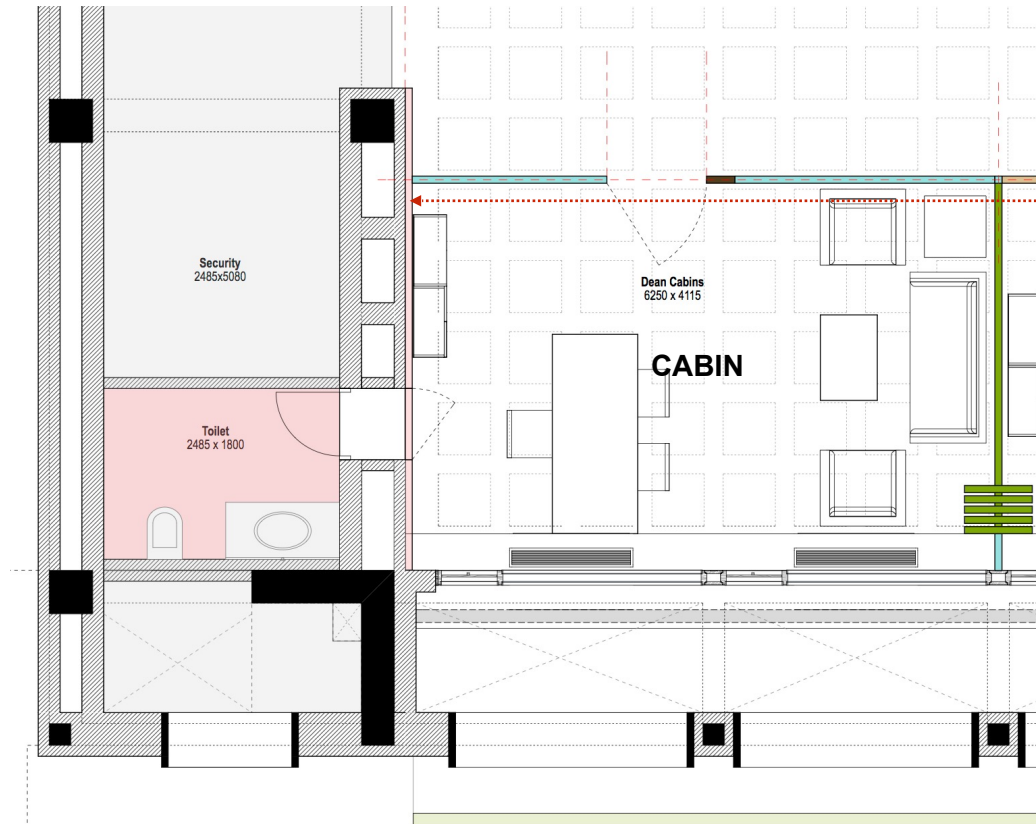


**BLACKOUT**



# INTERIOR LAYOUT - TYPICAL GROUND FLOOR


## WALL PANELLING




## INTERIOR LAYOUT - TYPICAL GROUND FLOOR WALL PANELLING



**SOFT BOARD WITH FABRIC**



**PLYWOOD WITH LAMINATE**



**MS WITH POWDER COATING**



## INTERIOR LAYOUT - TYPICAL GROUND FLOOR FCU UNIT COVERING



**CABIN - 1**  
PLY WITH LAMINATE



**CABIN - 2**  
PLY WITH CORIAN



**CABIN - 3**  
MS WITH POWDER COATING

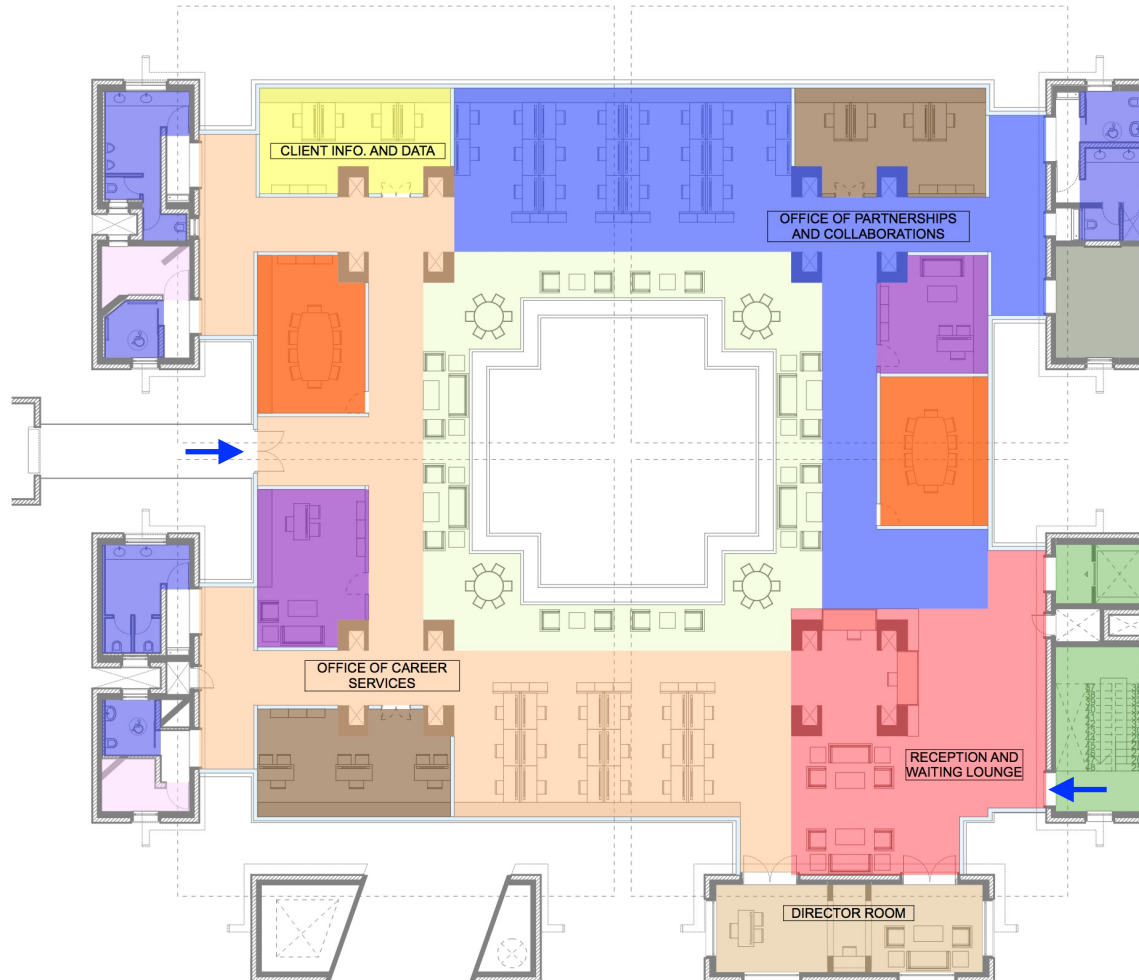
# BLOCK-E INTERNATIONAL RELATIONS OFFICE

## FIRST FLOOR PLAN

Full Capacity:

Staff - 56

Visitors - 84

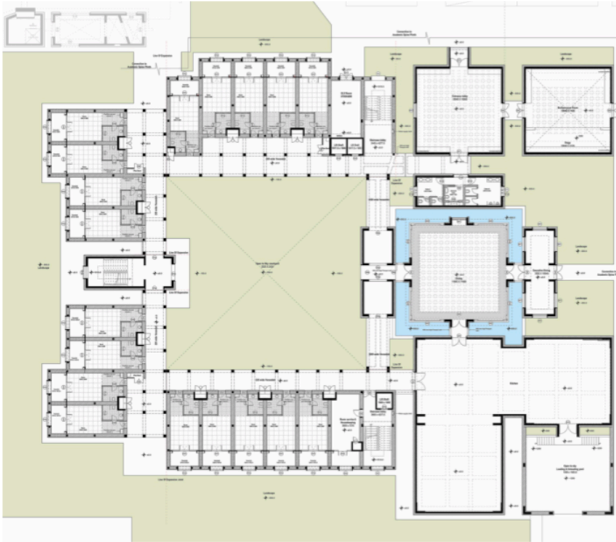


- ENTRY/ RECEPTION
- OFFICE OF CAREER SERVICES - 18 seater
- MEETING ROOM (10 seater) - 02 Nos.
- COORDINATOR ROOM - 02 Nos.
- OFFICE OF PARTNERSHIP & COLLABORATION - 22 seater
- CLIENT INFO AND DATA - 01 No.
- ASST. DIRECTOR ROOM - 02 Nos.
- DIRECTOR ROOM - 01 No.
- DISCUSSION ZONE (4-6 seater) - 10 Nos.
- TOILET
- STORE
- SERVICES
- LIFT AND STAIRCASE



# **CAMPUS INN**

# OVERVIEW



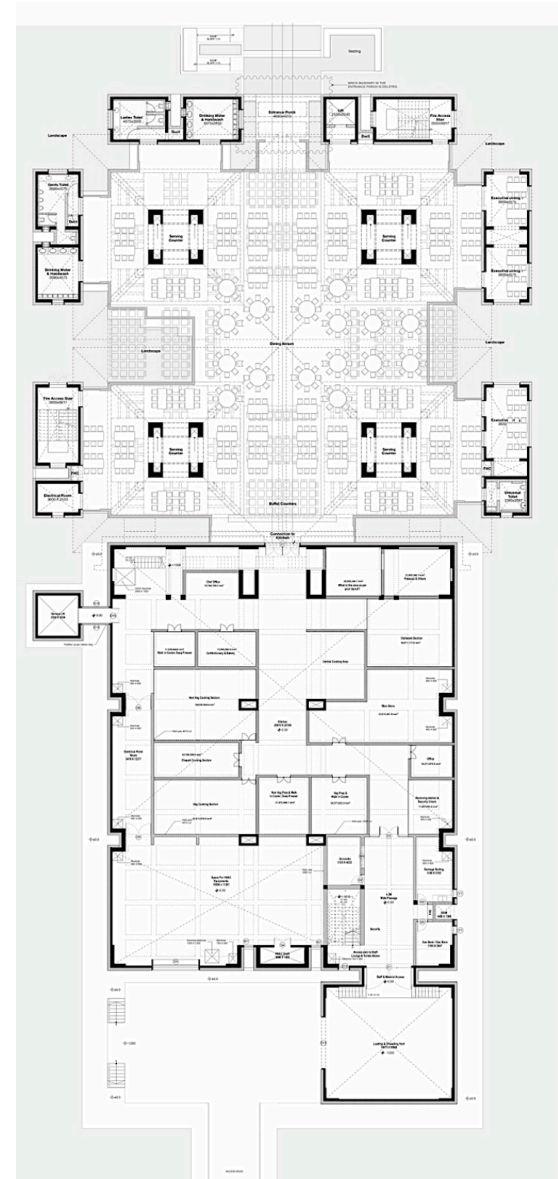
## CAMPUS INN

- Reception & Waiting 20 Seater
- Conference Room (66 Seater) - 01 No.
- Dining (128 Seater) - 01 No.
- Double Bedroom - 45 Nos.
- Twin Sharing Room - 27 Nos.
- Admin 8 Seater 1 Nos



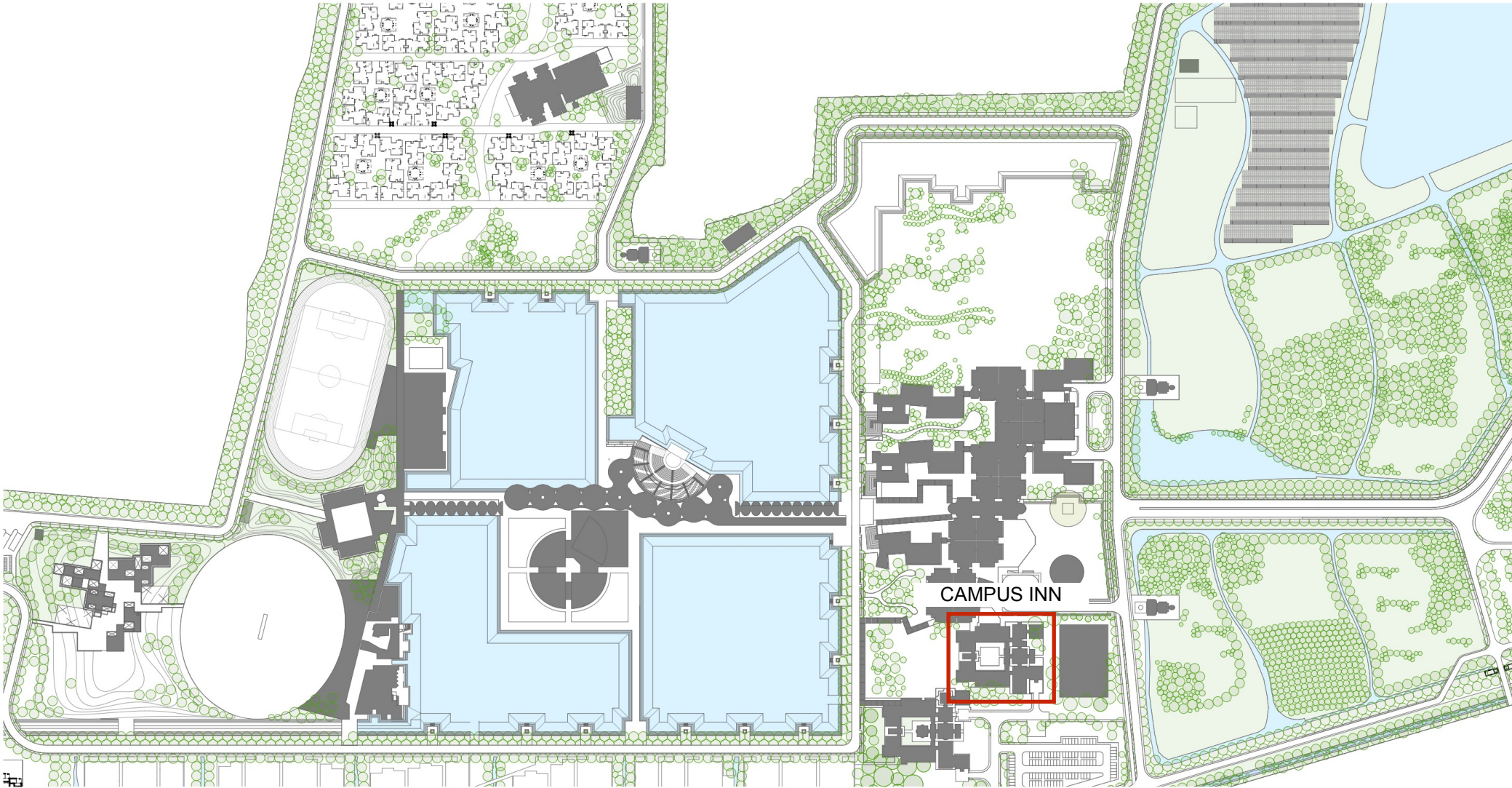
## INTERNATIONAL CENTRE

- Reception & Waiting - 20 Seater
- Special Dining - 20 Seater
- Pavilion - 16 Seater
- Conference Room (55 Seater) - 01 No.
- Dining (80 Seater) - 01 No.
- Double Bedroom - 18 Nos.
- Twin Sharing Room - 20 Nos.
- Suit Room – 8 Nos



## DINING & KITCHEN

- GF - 350 Seater
- FF – 300 Seater



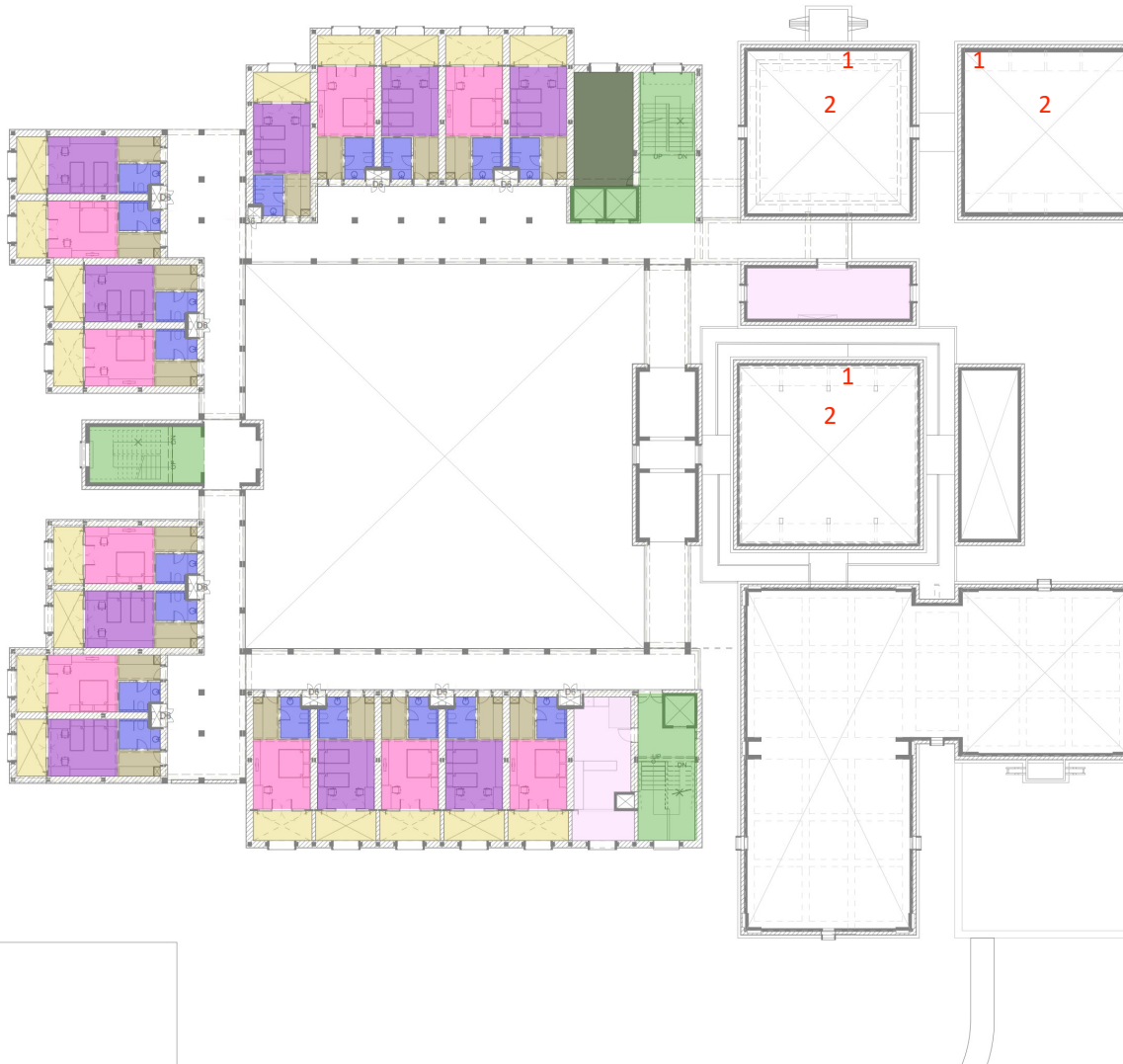




1. Wall Paneling- Soft board with fabric/ Plywood with Laminate/MS with Powder Coating/ Wooden slate/ Cement Sheet
2. Flooring- Carpet/Vinyl/Linoleum/Wooden
3. Modular Kitchen

- RECEPTION
- CONFERENCE ROOM (66 seater) - 01 No.
- DINING (128 seater) - 01 No.
- KITCHEN
- SUPPORT FACILITIES & STORE
- DOUBLE BEDROOM - 18 Nos.
- VESTIBULE
- TOILET
- VERANDAH
- UTILITY AREA
- SERVICES
- LIFT AND STAIRCASE





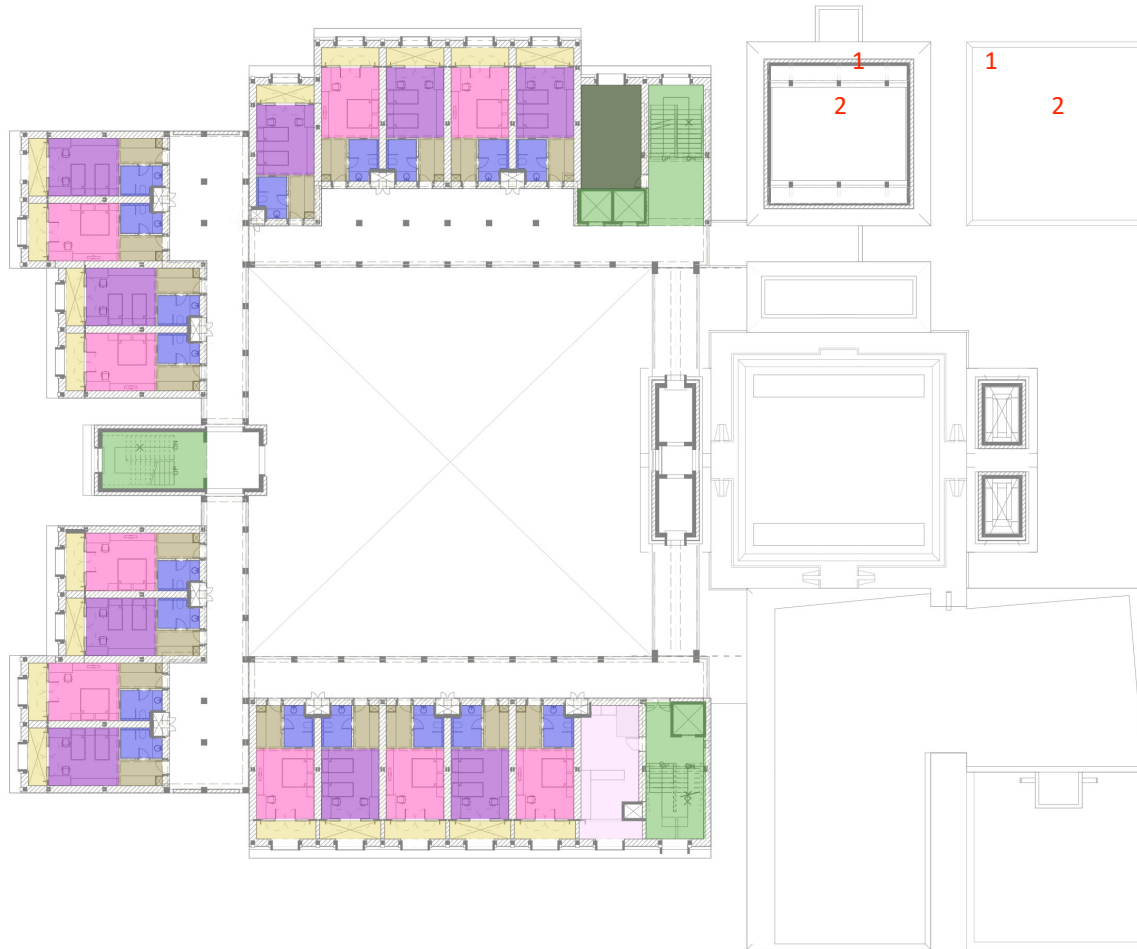
1. Wall Paneling- Soft board with fabric/ Plywood with Laminate/MS with Powder Coating/ Wooden slate/ Cement Sheet
2. Flooring- Carpet/Vinyl/Linoleum/Wooden
3. Modular Kitchen

- TWIN SHARING ROOM - 09 Nos.
- DOUBLE BEDROOM - 09 Nos.
- VESTIBULE
- TOILET
- VERANDAH
- UTILITY AREA
- SERVICES
- LIFT AND STAIRCASE



1. Wall Paneling- Soft board with fabric/ Plywood with Laminate/MS with Powder Coating/ Wooden slate/ Cement Sheet
2. Flooring- Carpet/Vinyl/Linoleum/Wooden

- ADMINISTRATION
- TWIN SHARING ROOM - 09 Nos.
- DOUBLE BEDROOM - 09 Nos.
- VESTIBULE
- TOILET
- VERANDAH
- UTILITY AREA
- SERVICES
- LIFT AND STAIRCASE

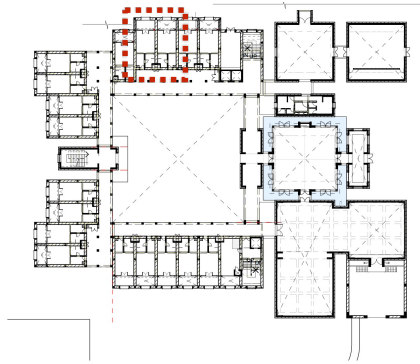


1. Wall Paneling- Soft board with fabric/ Plywood with Laminate/MS with Powder Coating/ Wooden slate/ Cement Sheet
2. Flooring- Carpet/Vinyl/Linoleum/Wooden

- TWIN SHARING ROOM - 09 Nos.
- DOUBLE BED ROOM - 09 Nos.
- VESTIBULE
- TOILET
- VERANDAH
- UTILITY AREA
- SERVICES
- LIFT AND STAIRCASE

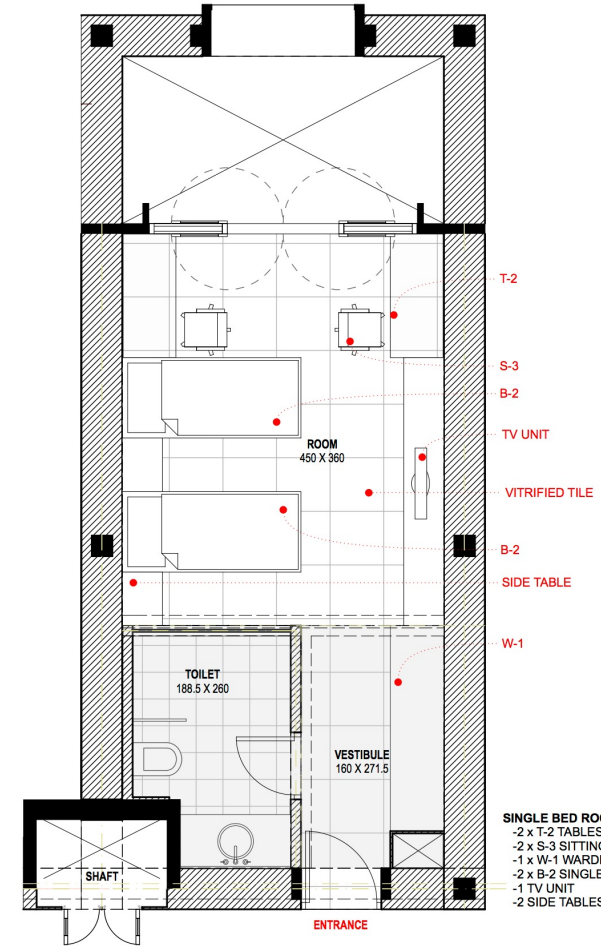
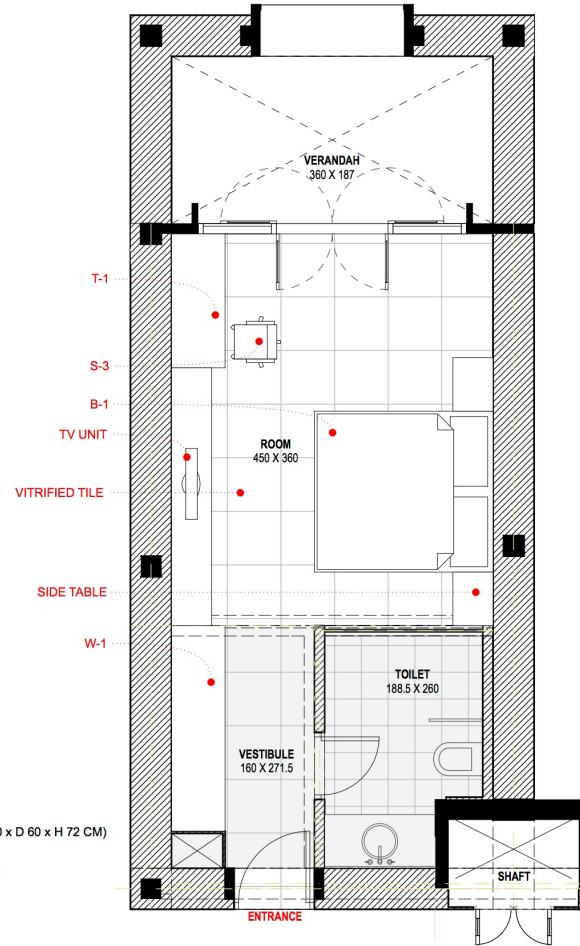
# CAMPUS INN

# ROOM TYPOLOGY



THE ROOM TYPE IS FLEXIBLE  
AND CAN BE MODIFIED  
ACCORDING TO  
REQUIREMENT.

- DOUBLE BED ROOM**
- 1 x T-1 TABLES (L 150 x D 60 x H 72 CM)
  - 1 x S-3 SITTING
  - 1 x W-1 WARDROBE
  - 1 x B-1 DOUBLE BED
  - 1 TV UNIT
  - 2 SIDE TABLES



- SINGLE BED ROOM**
- 2 x T-2 TABLES (L 138.5 x D 60 x H 72 CM)
  - 2 x S-3 SITTING
  - 1 x W-1 WARDROBE
  - 2 x B-2 SINGLE BEDS
  - 1 TV UNIT
  - 2 SIDE TABLES

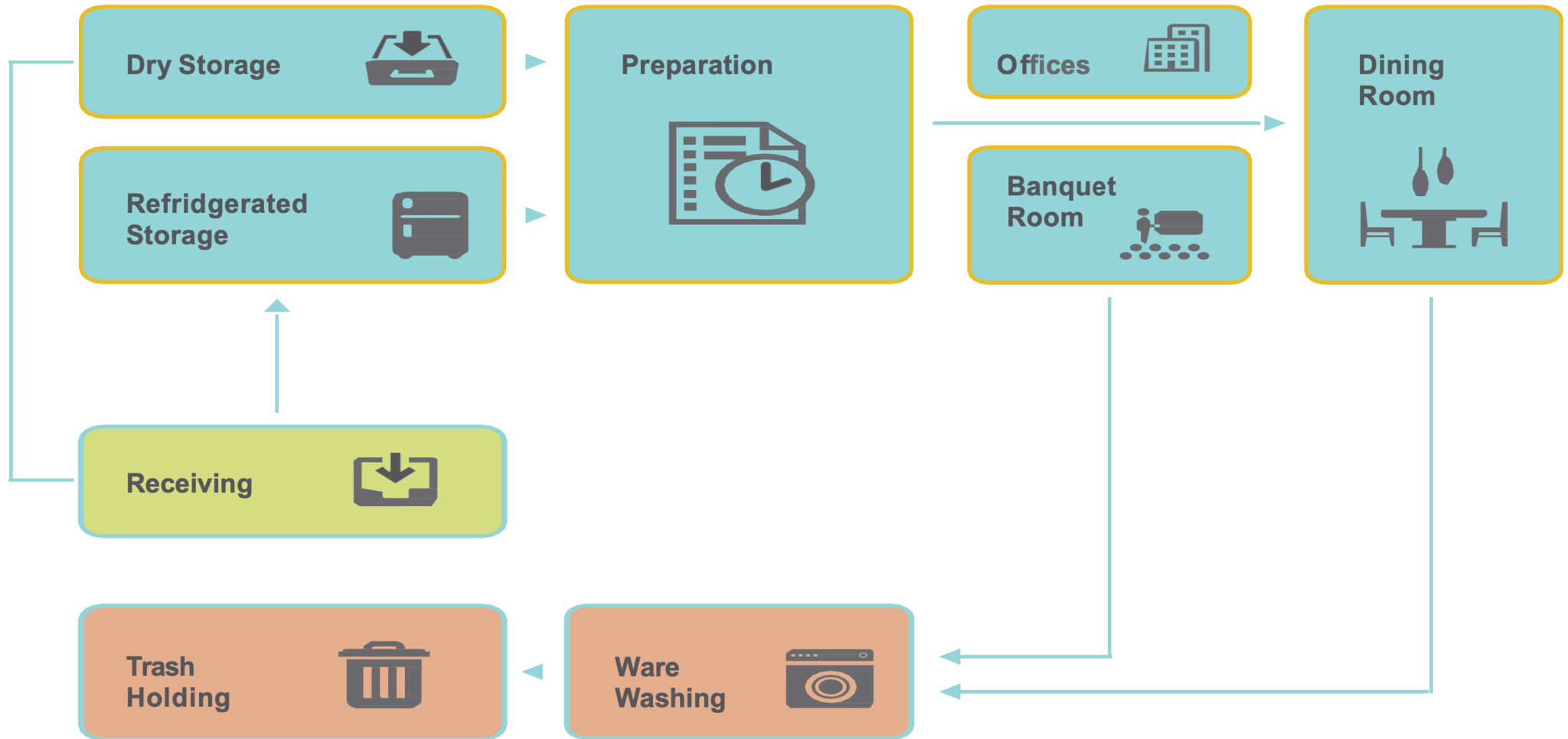


# CAMPUS INN

- **All housekeeping for all rooms**
- **Freshly cooked meals in the restaurant**
- **Laundry on a daily basis**
- **Room service**
- **Smoking and non Smoking rooms**
- **High speed internet**
- **Fitness centre**
- **Doctor on call**
- **Travel desk**



# Kitchen Work Flow



# Minimum BOH requirements

## Staff Lockers

•**Male**  
Lockers, WC, Urinals, Showers, Washbasins, 2 nos. 2 meter long seating bench & change area, Full Length Mirror.

•**Female**  
Lockers, WC, Wash Basin, Showers, 2 nos. 2 meter long seating bench & change area, Vanity, Full Length Mirror.

## Staff Cafeteria

•**Seating**  
3 Hand wash basins, 3 nos. soap dispensers, 1 nos. Paper napkin dispenser, Drinking water dispenser, beverage refrigerator, 10 meter buffet length.

**Kitchen pantry**  
Kitchen pantry with 4 burner battery, 1 tandoor, Microwave, dishwasher.

**Entertainment**  
Internet station, Play area with carom board, chess etc., magazine rack.

•**All BOH must be centralized air- conditioned with treated fresh air at 22°C**

# Minimum BOH requirements

## BOH

### •Staff Entry

Time Office, Security, Security Control Room with CCTV monitoring room.

### •HR Area

HR Manager cabin, Records Room, Work station for staff, Training room for 30 Pax. Class room with AV facilities, 1 Interview room.

### •Uniform Room & Linen Room

Uniform Handling & distribution, Guest Valet Laundry (minimum) – though a full laundry is recommended. Linen Store room.

### •Housekeeping

Housekeeping manager cabin, Chemical store with ventilation & eye wash stations, work stations, file storage, lost & found cabinets with locks.

### •Admin Offices

Cashier cabin with combination lock & bullet proof glass, panic alarm button & drop safe, Finance office 1 Cabin + 6 work stations, Accounts office – 6 work stations, Admin – 3 workstations.

### •Provide hand-wash station, sink, shelves in all prep kitchens and stores.



## **BOH – Food Handling**

### **•Receiving Area**

Dock, Veg wash, veg & non veg weighing area, refrigerator for high sensitivity food items, handwash station, drinking water station, stacking floor racks, receiving office – 3 work stations + file store space.

### **•Stores & Prep Kitchens**

General store (22°C) with Walk-in Chiller + Freezer .

Veg. prep with Walk-in Chiller Cold Prep/Garde Manger with walkin Chiller + Freezer.

Non Veg Prep with Walk-in chiller + freezer. Ensure separation for seafood, meat & poultry items.

### **•Prep Kitchen**

Masala Grinding Area with pot wash.

Bakery with Walk-in chiller & freezer.

### **•Garbage**

**Dry garbage**

**Cold Store for wet garbage area Loading Dock**

## **Kitchens**

### **•Main Kitchen with ADD**

2 Interactive stations with Hot Buffet.

Pizza Oven, Deep Fryer (2nos.), Salamander, 4 burner + Hot plate + Griller Kitchen battery, Pick Up Area, Hood type dishwasher, Prep.

Tables, Under counter refers, standing refer + freezer, Hot holding station, microwave, ovens, Chinese range, Min. 2 tandoors etc. – as per Kitchen consultants advise.

### **•Banquet Kitchen**

Min. 4 tandoors, 2 X 4 burner cooking range, tilting brat pans, High pressure cooking – min. 2 (halwai section), Chinese range, Min. 2 Deep fryers, Hot plate + griller station, microwave, Prep. Tables, pick up area with hot holding

Ice making facility.

Blast freezers, Hot holding station.

Pot wash + Conveyor type dish wash – as per Kitchen consultant's advise

## **Front Office**

### **•Reception**

Minimum 2 Counters each with POS, printer, key cabinet, file storage.

Provide additional 1 per 75 Key.

Fire alarm repeater panel (hidden from guest view),

### **•Front Office (behind reception)**

Front Office Manager cabin, Duty manager desk, telephone operator – 2 desk with EPBAX, Left Luggage room (6 Sq.M) and 2 extra work stations

## **Executive Office**

### **•General Manager Office**

1 cabin – 150 Sq.ft. Secretary Workstation

Minimum 14 Pax. Meeting room

### **•Sales**

Minimum 4 pax Meeting room, 4-6 work stations, filing cabinets & storage

### **•Finance**

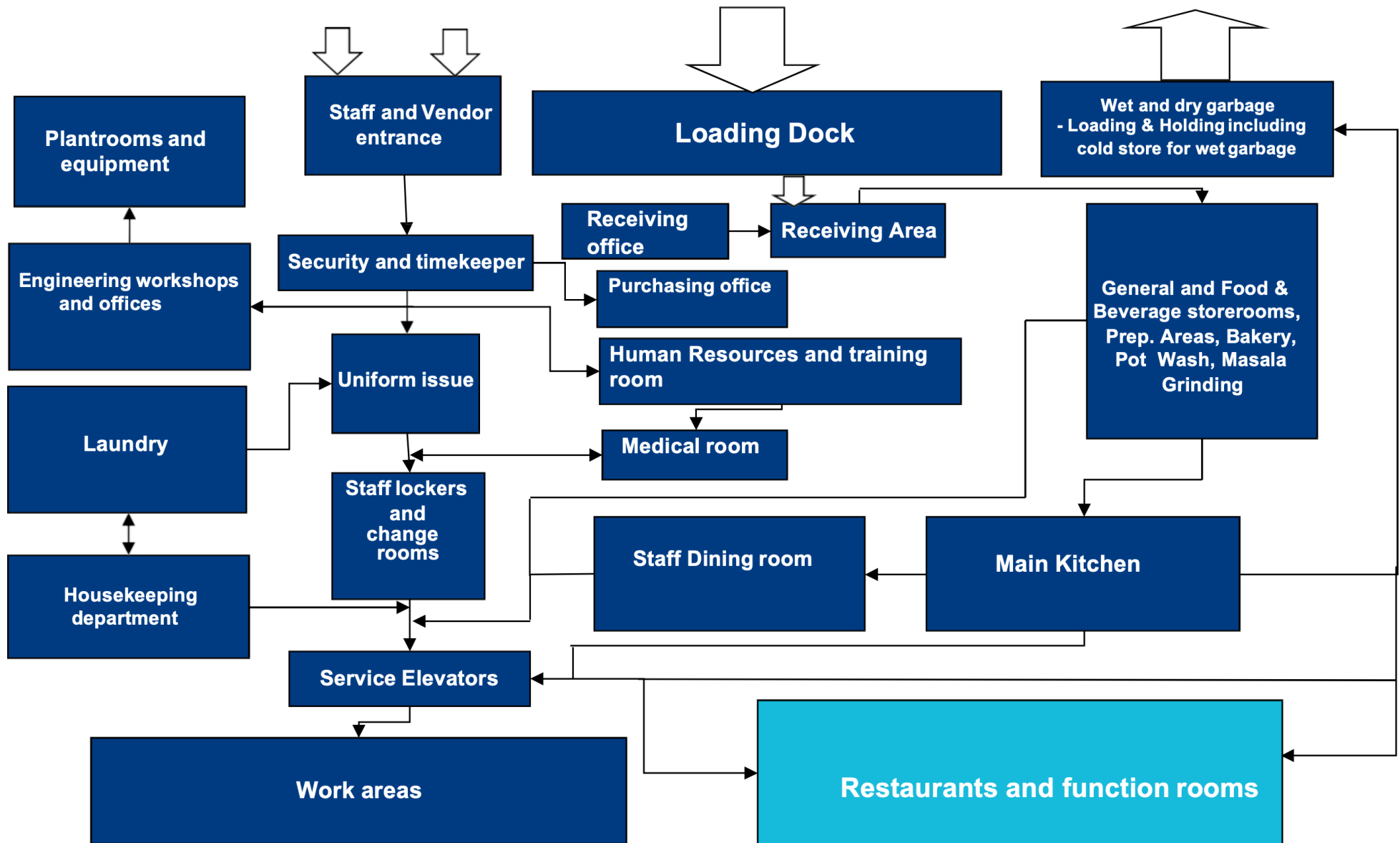
1 Cabin for CFO with Cash Safe. Ideally this should be located with Finance Office in BOH area & accessible from staff entry & security room.

# **Minimum BOH requirements**

**Kitchen to have air conditioning – no return air, treated fresh air with 22°C, all equipment on coaster wheels with flexible MEP & gas connections, provide hot water or steam washing hose line, kitchen hood fire suppression system, gas leak detectors, smoke / heat detectors, auto gas shut off valve, fire blankets, K type fire extinguishers, Full wall dado, SS false ceiling, corner guards, cove tiles, closed type light fixtures – as per International Food Health & Fire Life Safety Standards.**



# BOH & Staff Circulation & Planning



# KITCHEN AND SUPPORT FACILITIES LAYOUT



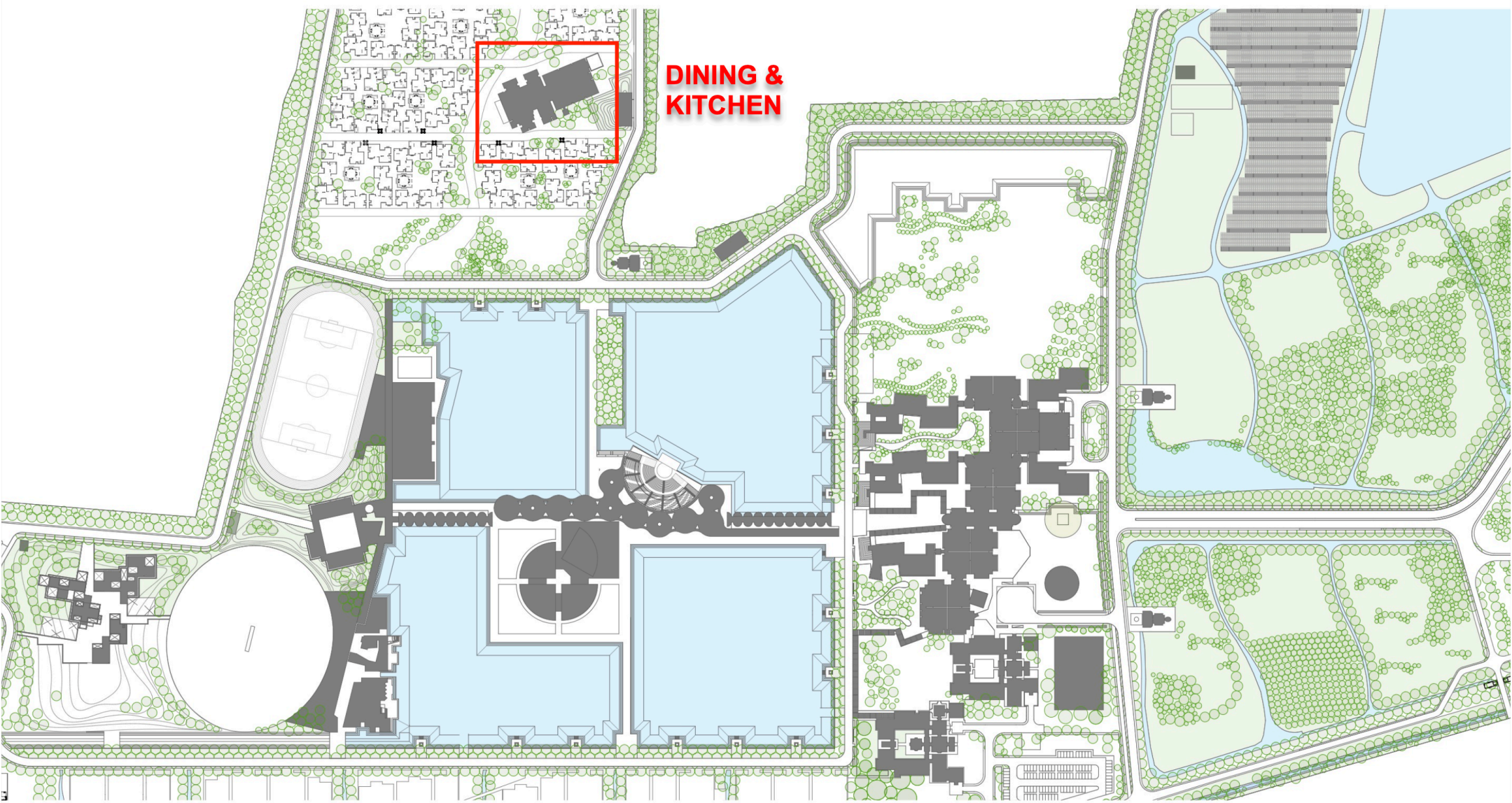
# KITCHEN AND SUPPORT FACILITIES LAYOUT



- |                               |                                 |
|-------------------------------|---------------------------------|
| 1. Loading/ Unloading Entry   | 18. Bakery                      |
| 2. Loading/ Unloading Area    | 19. Staff Cafeteria AC          |
| 3. Kitchen Back Entry         | 20. Entry/Exit To Dining        |
| 4. Passage                    | 21. Entry/Exit To Campus Inn    |
| 5. Security Office            | 22. Dishwash Section            |
| 6. Receiving Area             | 23. Grinding & water Section    |
| 7. HK Control AC              | 24. Chef. Office                |
| 8. EHK Control AC             | 25. Room Service & Pickup       |
| 9. Female Toilet              | 26. Pot Wash                    |
| 10. Male Toilet               | 27. Butchery                    |
| 11. Uniform Room & Linen Room | 28. Deep Freezer                |
| 12. Long Term F&B Store       | 29. Veg Preparation             |
| 13. Long Term Linen Room      | 30. Walk In Cooler              |
| 14. Kitchen Panel             | 31. Main Kitchen                |
| 15. Main Store                | 32. Lift                        |
| 16. R.S.O.T AC                | 33. Staircase                   |
| 17. Confectionary             | 34. Room Service & Housekeeping |

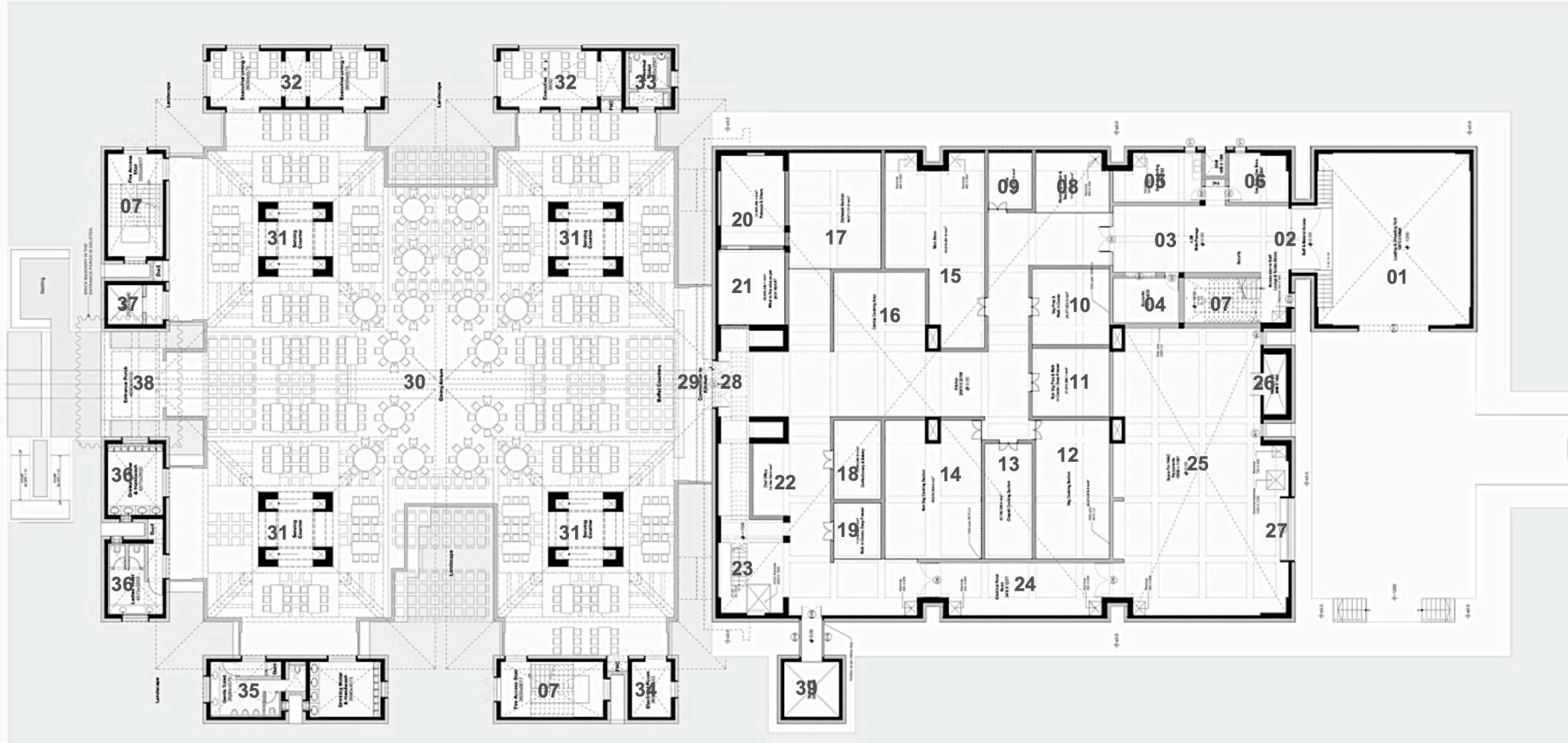


# OVERVIEW



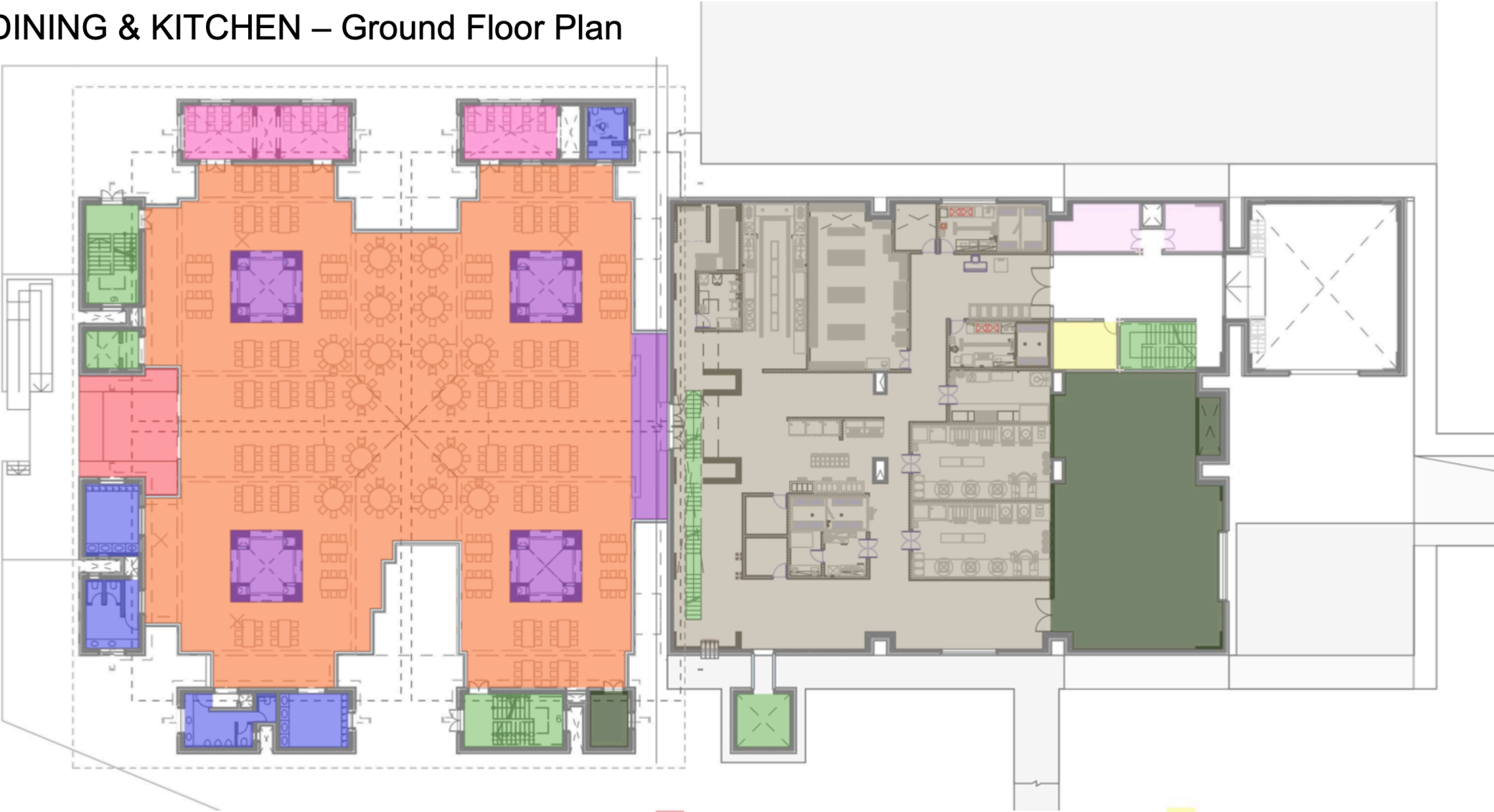












# DINING & KITCHEN – Ground Floor Plan



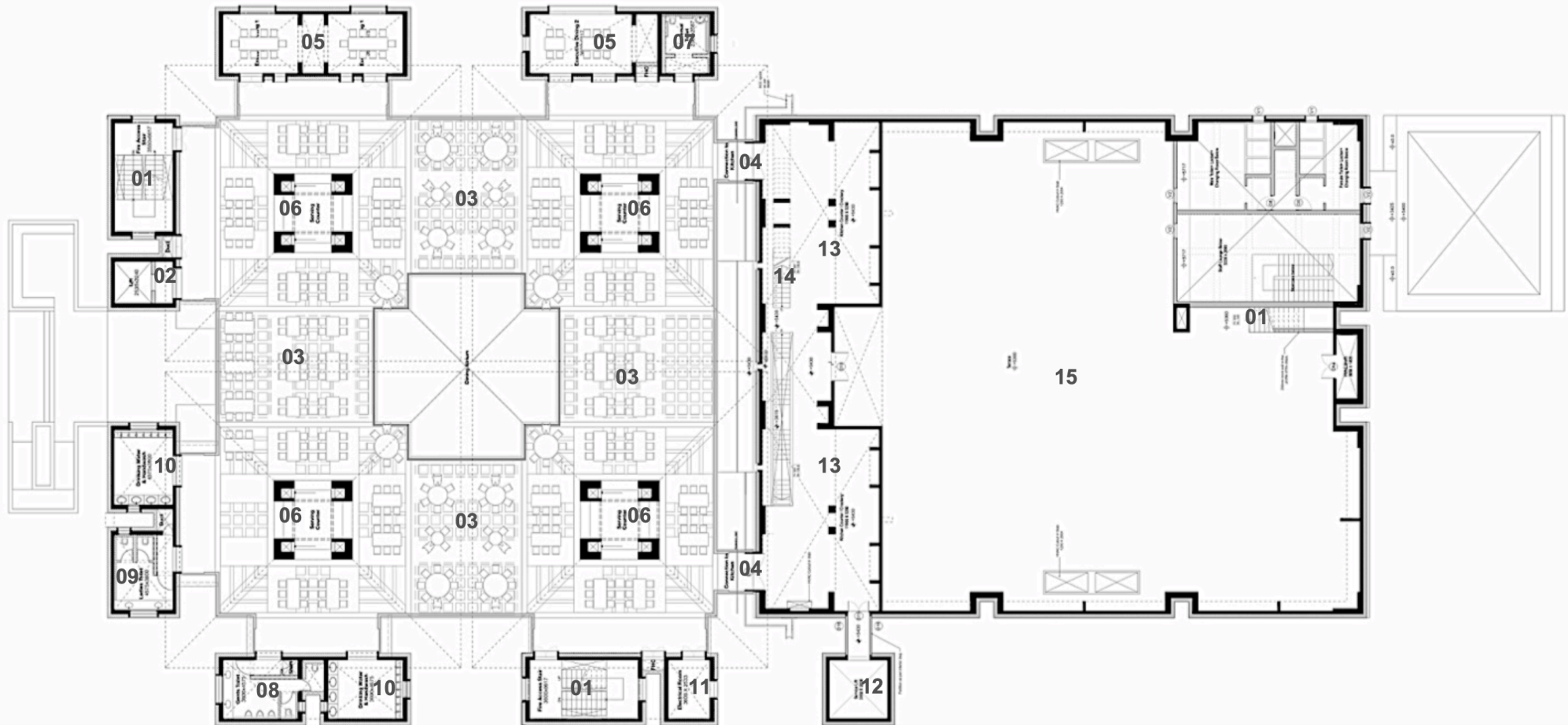
- |                                       |   |                               |                           |
|---------------------------------------|---|-------------------------------|---------------------------|
| 1. Loading Unloading Yard             | 11. Non Veg Prep & Walk In Cooler, Deep Freezer | 21. Wet Area                  | 31. Live Kitchen          |
| 2. Staff & Material Access            | 12. Veg Cooking Station                         | 22. Chef Office Area          | 32. Executive Dining Area |
| 3. Passage                            | 13. Chapati Cooking Station                     | 23. Service Staircase         | 33. Universal Toilet      |
| 4. Accounts                           | 14. Non Veg Cooking Station                     | 24. Electrical Panel Area     | 34. Electrical Room       |
| 5. Garbage Sorting                    | 15. Main Store                                  | 25. Space For HVAC Equipments | 35. Male Toilets          |
| 6. Gas Bank & Storage                 | 16. Central Cooking Area                        | 26. HVAC Shaft                | 36. Female Toilets        |
| 7. Staircase                          | 17. DishWas Section                             | 27. Entry For HVAC Equipments | 37. Lift                  |
| 8. Receiving Station & Security Check | 18. Confectionary & Bakery                      | 28. Connection To Dining Area | 38. Entry To Dining Area  |
| 9. Office                             | 19. Walk In Cooler & Deep Freezer               | 29. Buffet Counters           | 39. Good Lift             |
| 10. Veg Prep & Walk In Cooler         | 20. Potwash & Others                            | 30. Dining Atrium             |                           |

# DINING & KITCHEN – Ground Floor Plan



- |   |  |
|---|--|
|  ENTRANCE                         |  SECURITY           |
|  DINING HALL - 310 Seater         |  TOILET             |
|  EXECUTIVE SEATING - 24+15 seater |  UTILITY AREA       |
|  SERVING / BUFFET COUNTER         |  SERVICES           |
|  KITCHEN                          |  LIFT AND STAIRCASE |

# DINING & KITCHEN – First Floor Plan



- |                                    |                                       |
|------------------------------------|---------------------------------------|
| 1. Staircase                       | 11. Electrical Room                   |
| 2. Lift                            | 12. Good Lift                         |
| 3. Dining Area                     | 13. Kitchen Counter & Crockery        |
| 4. Connection To Kitchen           | 14. Service Staircase                 |
| 5. Executive Dining Area           | 15. Terrace Area/ HVAC Equipment Area |
| 6. Live Kitchen                    |                                       |
| 7. Universal Toilet                |                                       |
| 8. Male Toile                      |                                       |
| 9. Female Toile                    |                                       |
| 10. Handwash & Drinking Water Area |                                       |



# DINING & KITCHEN – First Floor Plan



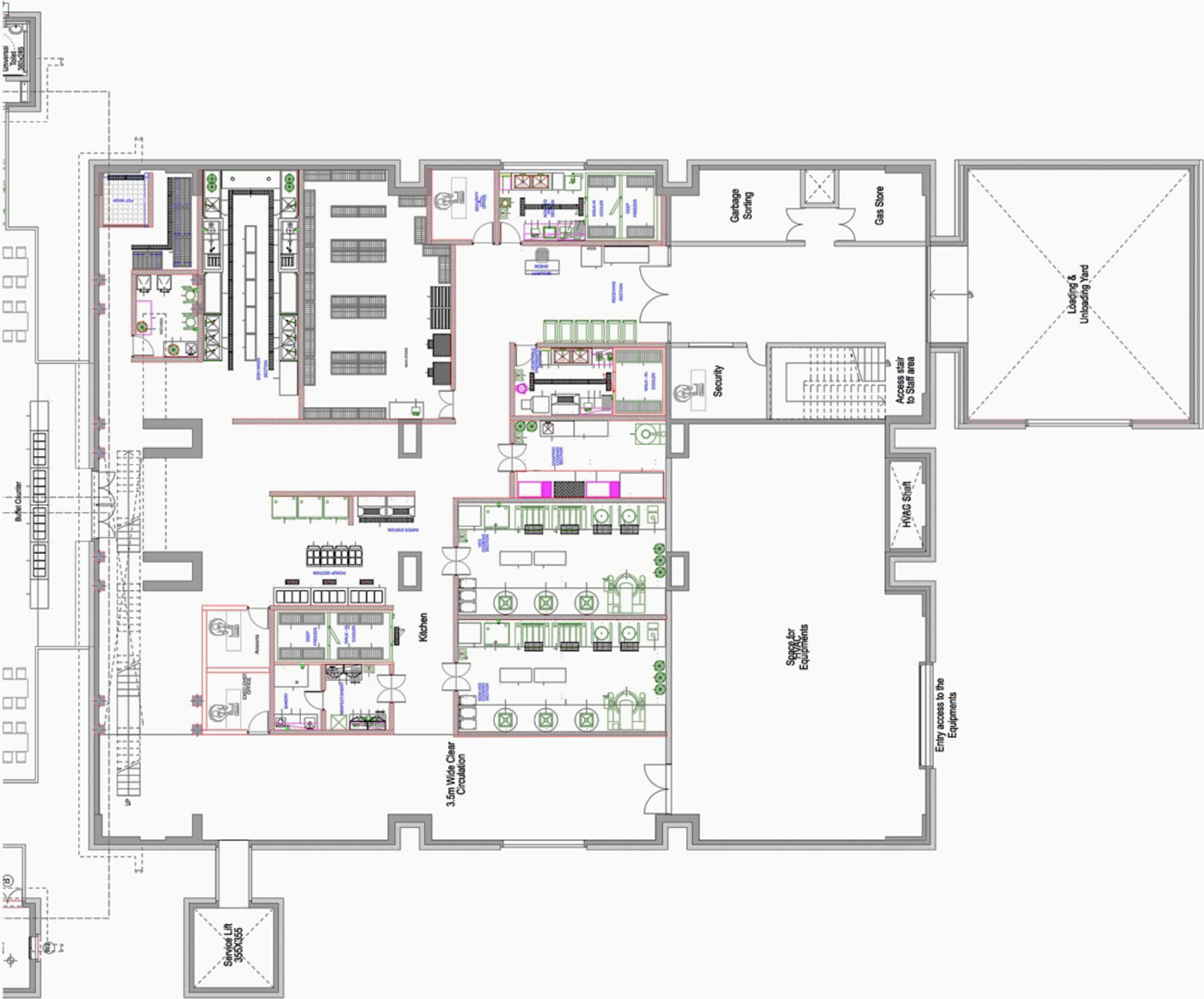


# **DINING BLOCK**

- **World class meals**
- **Curated menus made by dietitians**
- **Mess Committee to be made to advise us in the menu**
- **Weekly changing menu**
- **Student feedback and redressal mechanism**
- **HACCP standards to be employed while cooking and serving**
- **Local /International Food festivals once every month**
- **Theme Dinners once a month**
- **Special diets for students suffering from Diabetes ,low blood pressure ,high blood pressure ,students who are lactic ,gluten intolerant**
- **Health / Salad Bar**



# KITCHEN AND SUPPORT FACILITIES LAYOUT



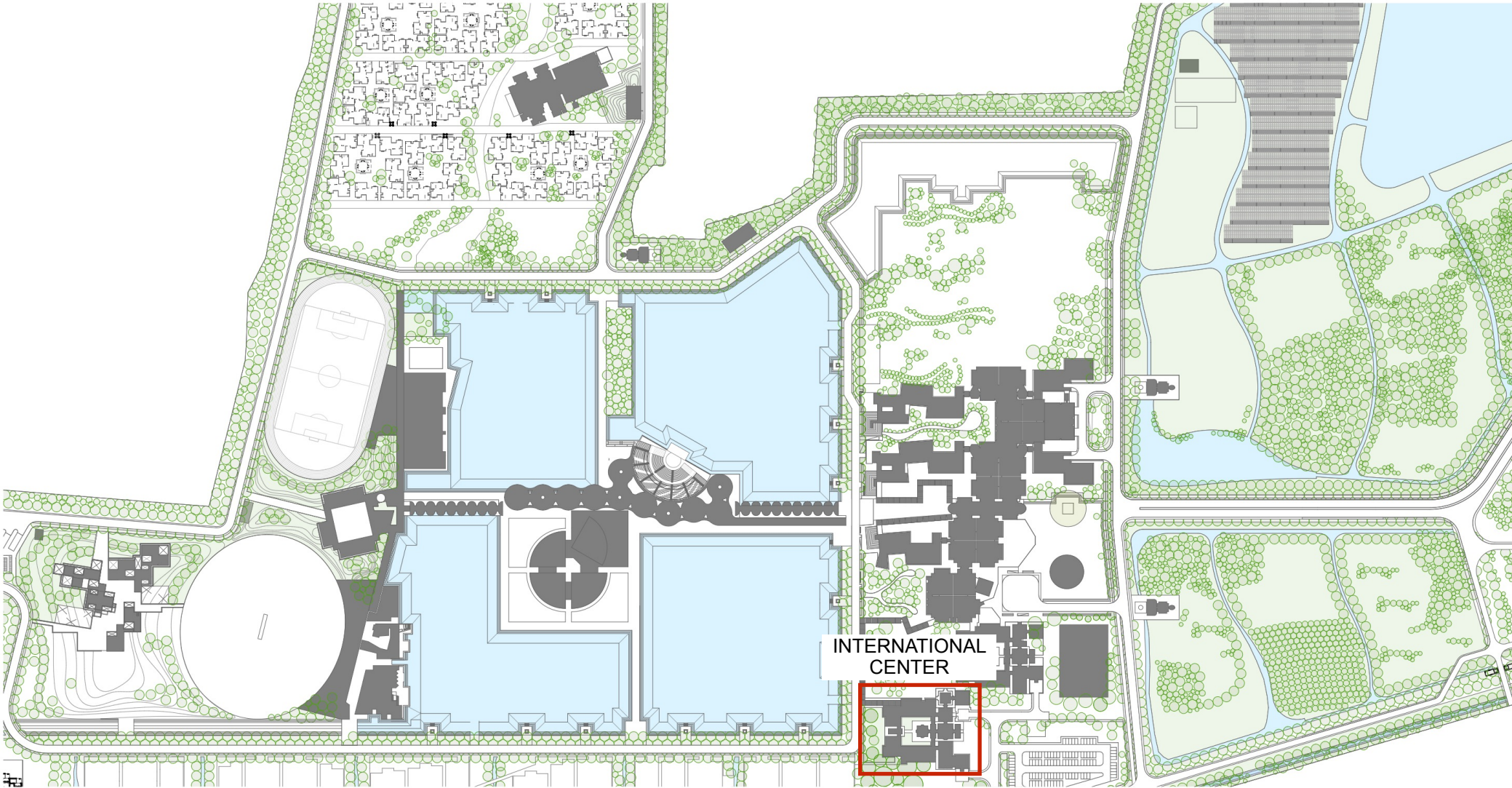
# KITCHEN AND SUPPORT FACILITIES LAYOUT



- |                             |                           |
|-----------------------------|---------------------------|
| 1. Loading/ Unloading Entry | 18. Deep Freezer          |
| 2. Loading/ Unloading Area  | 19. Pick Up Section       |
| 3. Kitchen Back Entry       | 20. Water Section         |
| 4. Passage                  | 21. Main Store            |
| 5. Security Office          | 22. Dish Wash Section     |
| 6. Non-Veg Preparation Area | 23. Asscounts             |
| 7. Walk-In Cooler           | 24. Executive Chef Office |
| 8. Deep Freezer             | 25. Wet Area              |
| 9. Receiving Section        | 26. Pot Wash              |
| 10. Veg Preparation Area    | 27. Service Staircase     |
| 11. Walk-In Cooler          | 28. Good Lift             |
| 12. Chapati Section         | 29. HVAC Equipment Space  |
| 13. Veg Cooking Section     | 30. Connection TO Dining  |
| 14. Non-Veg Cooking Section | 31. Buffet Counters       |
| 15. Confectionary           |                           |
| 16. Bakery                  |                           |
| 17. Walk In Cooler          |                           |

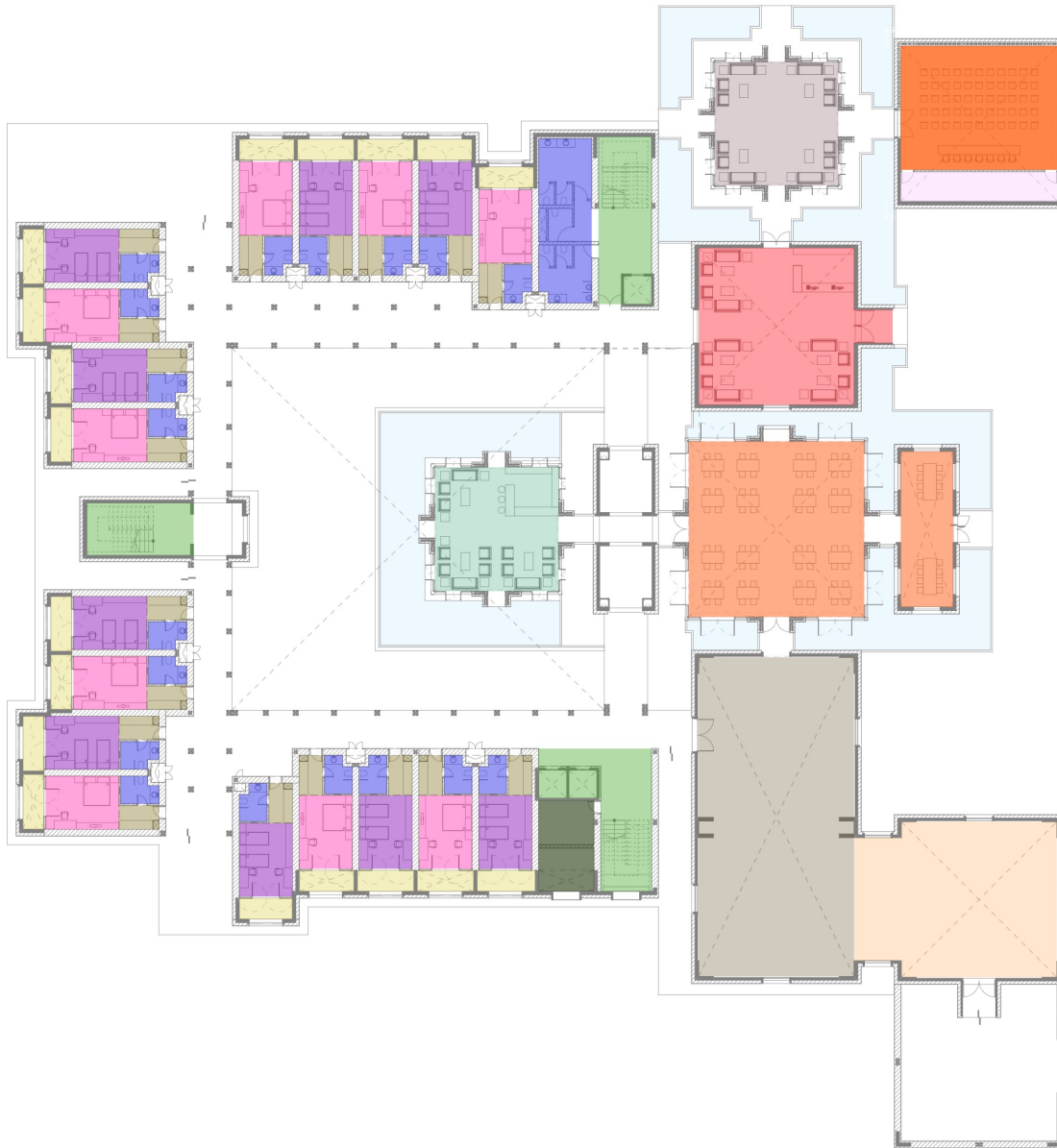
# **INTERNATIONAL CENTER**





# INTERNATIONAL CENTER

## GROUND FLOOR PLAN

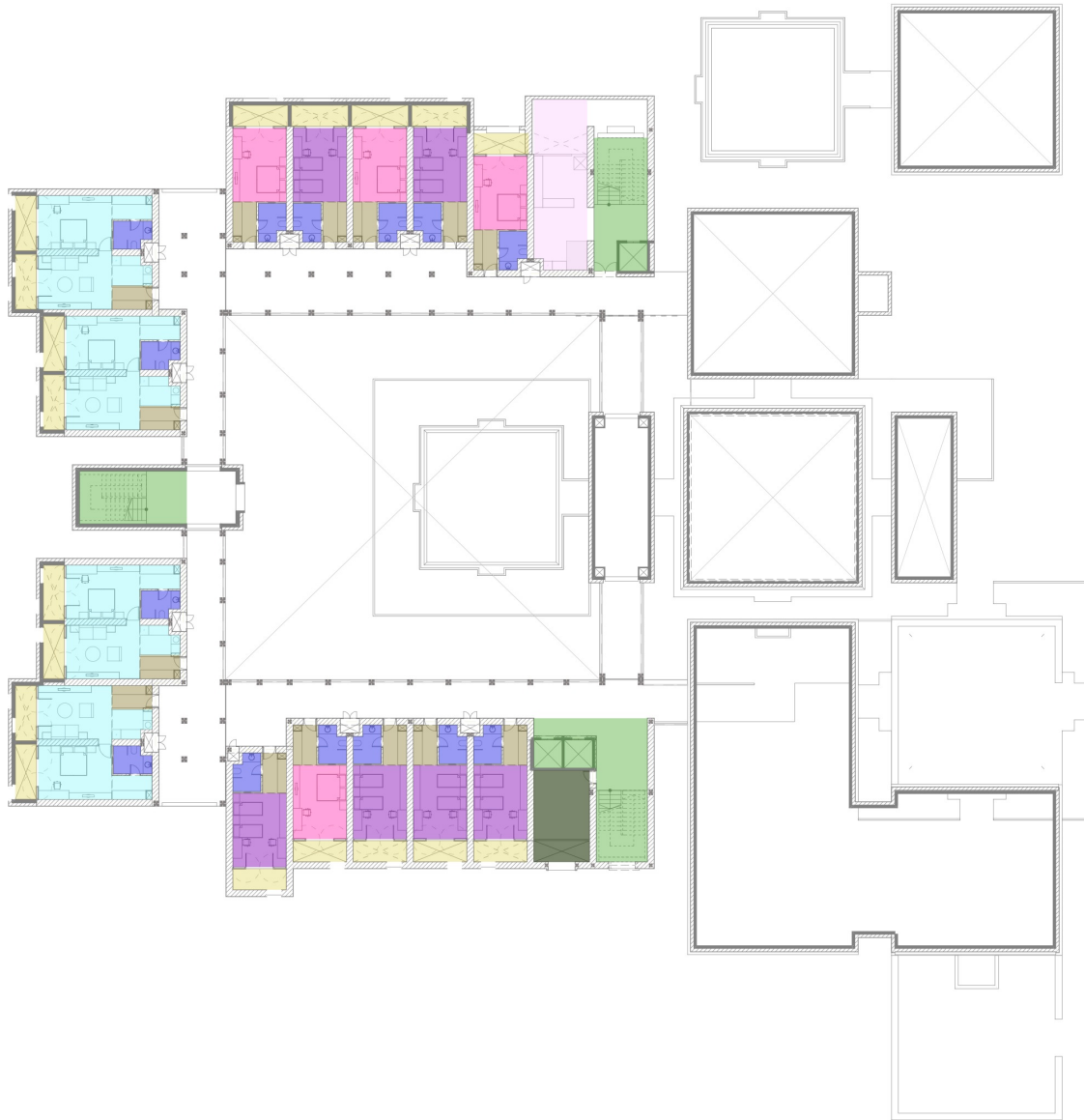


1. Waiting Sofa - **Not in scope of this tender**
2. Desk - **Ply with laminate/ Ply with corian**
3. Executive chair - **Not in scope of this tender**
4. Wall Paneling- **Soft board with fabric/ Plywood with Laminate/ MS with Powder Coating/ Wooden slate/ Cement Sheet**
5. False Ceiling- **Gypsum with paint/ Wooden with veneer/ Cera Board/ Open cell grid ceiling/ Wooden slate/ Calsium Silicate/ Wooden Salon Slates/ Mineral Fibre**
6. Modular Kitchen
7. Dining Table 4 person- 16 nos - **Not in scope of this tender**
8. Dining Table 8 person- 2 nos - **Not in scope of this tender**
9. Chairs- 80 nos - **Not in scope of this tender**

- RECEPTION
- BAR
- PAVILION
- CONFERENCE ROOM (55 seater) - 01 No.
- DINING (80 seater) - 01 No.
- KITCHEN
- SUPPORT FACILITIES & STORE
- DOUBLE BEDROOM - 09 Nos.
- TWIN SHARING ROOM - 09 Nos.
- VESTIBULE
- TOILET
- VERANDAH
- UTILITY AREA
- SERVICES
- LIFT AND STAIRCASE

# INTERNATIONAL CENTER

## FIRST FLOOR PLAN



1. Wall Paneling- Soft board with fabric/  
Plywood with Laminate/MS with Powder Coating/ Wooden  
slate/ Cement Sheet
2. False Ceiling- Gypsum with paint/ Wooden with veneer/ Cera  
Board/ Open cell grid ceiling/ Wooden slate/ Calsium Silicate/  
Wooden Salon Slates/ Mineral Fibre

- BEDROOM TYPE 3 - 04 Nos.
- DOUBLE BEDROOM - 04 Nos.
- TWIN SHARING ROOM - 06 Nos.
- VESTIBULE
- TOILET
- VERANDAH
- UTILITY AREA
- SERVICES
- LIFT AND STAIRCASE



# INTERNATIONAL CENTER

## SECOND FLOOR PLAN



1. Wall Paneling- Soft board with fabric/  
Plywood with Laminate/MS with Powder Coating/ Wooden  
slate/ Cement Sheet
2. False Ceiling- Gypsum with paint/ Wooden with veneer/ Cera  
Board/ Open cell grid ceiling/ Wooden slate/ Calsium Silicate/  
Wooden Salon Slates/ Mineral Fibre

- BEDROOM TYPE 3 - 04 Nos.
- DOUBLE BEDROOM - 05 Nos.
- TWIN SHARING ROOM - 05 Nos.
- VESTIBULE
- TOILET
- VERANDAH
- UTILITY AREA
- SERVICES
- LIFT AND STAIRCASE

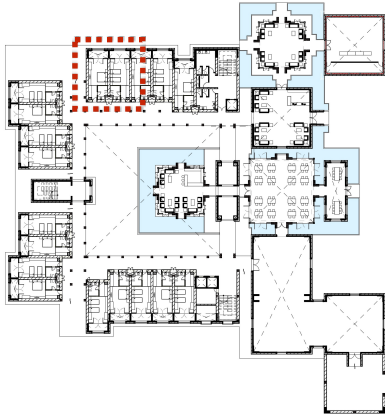


# KITCHEN AND SUPPORT FACILITIES LAYOUT



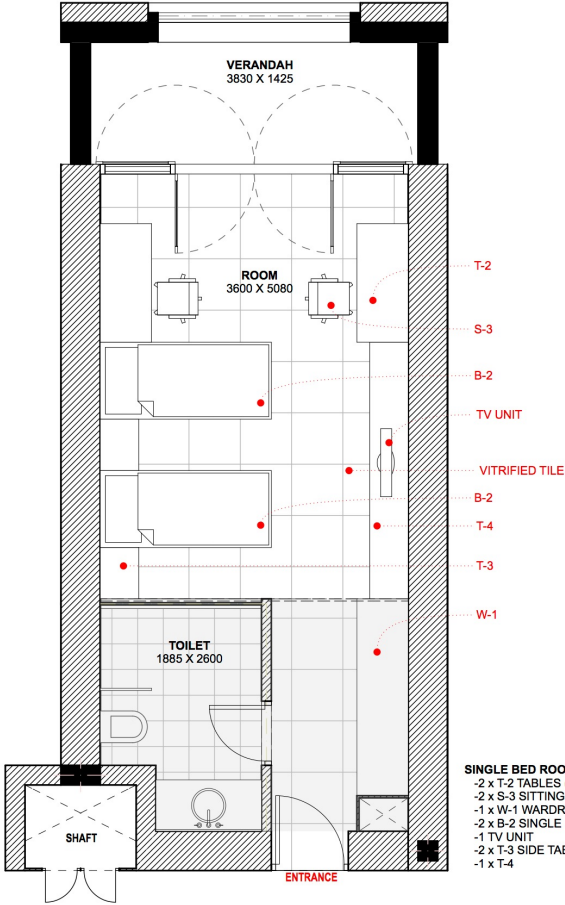
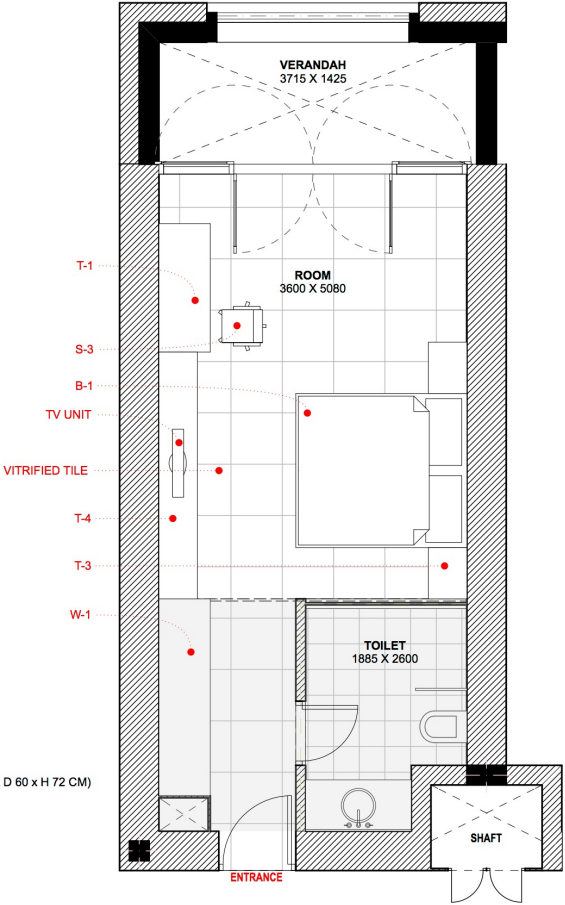
# INTERNATIONAL CENTER

# ROOM TYPOLOGY

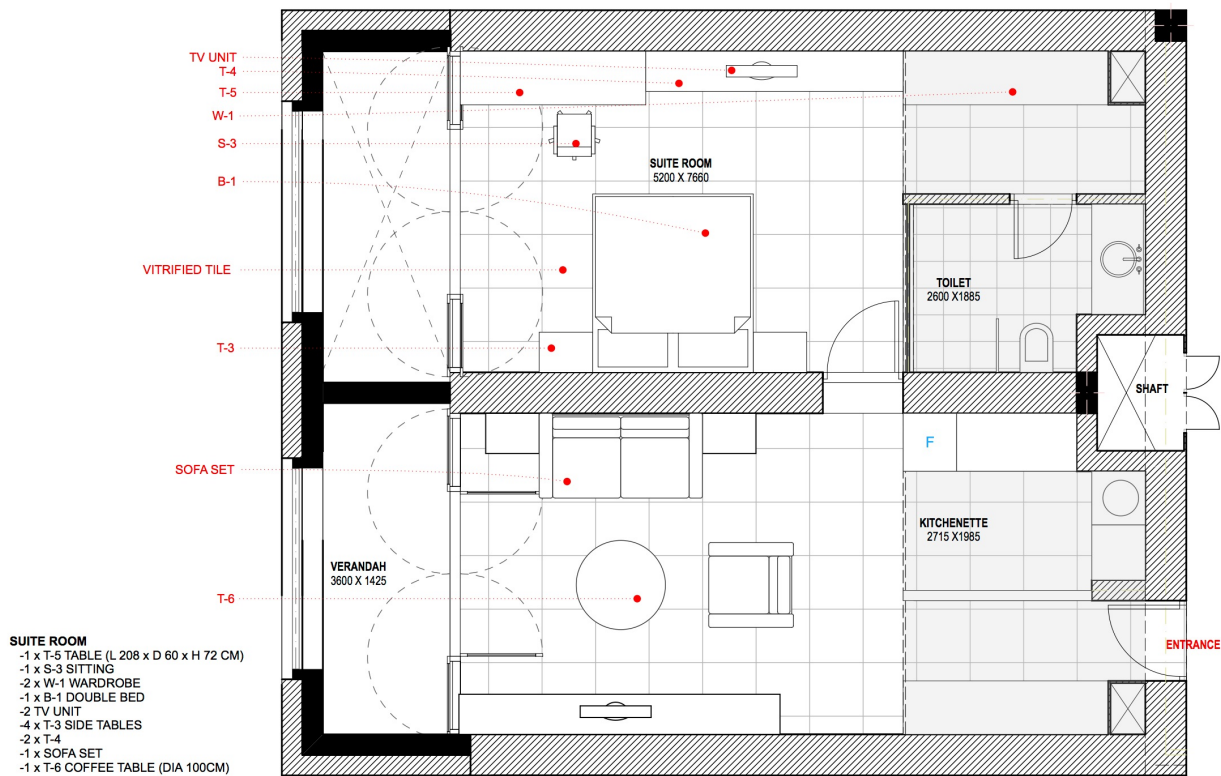
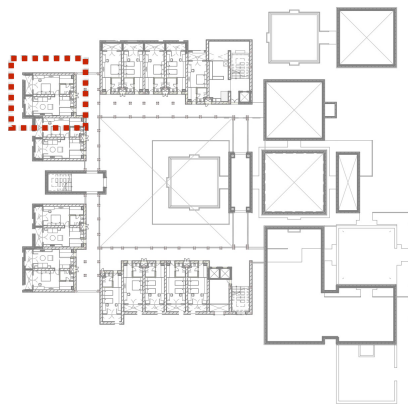


THE ROOM TYPE IS FLEXIBLE  
AND CAN BE MODIFIED  
ACCORDING TO  
REQUIREMENT.

- DOUBLE BED ROOM**  
-1 x T-1 TABLES (L 150 x D 60 x H 72 CM)  
-1 x S-3 SITTING  
-1 x W-1 WARDROBE  
-1 x B-1 DOUBLE BED  
-1 TV UNIT  
-2 x T-3 SIDE TABLES  
-1 x T-4

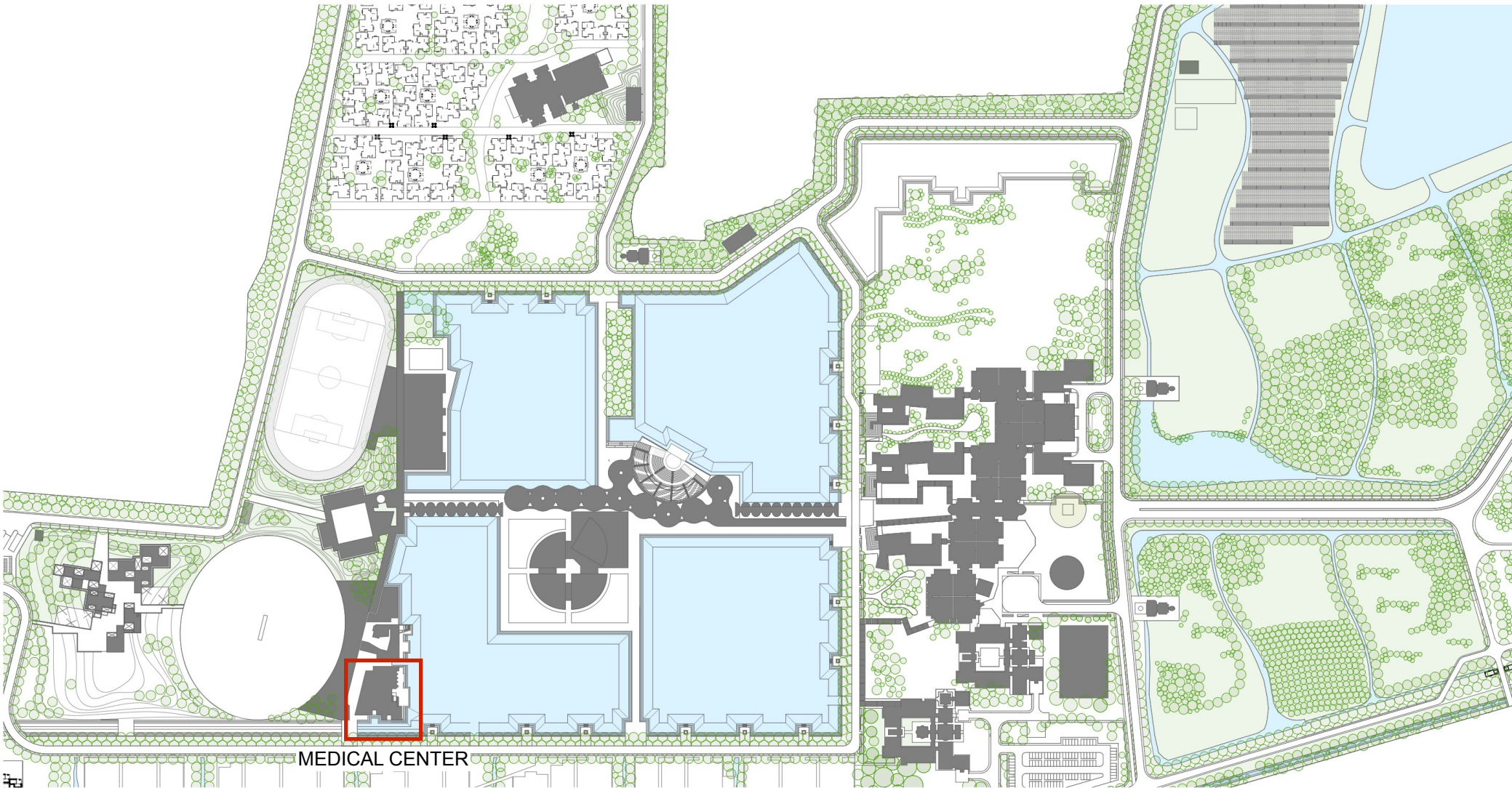


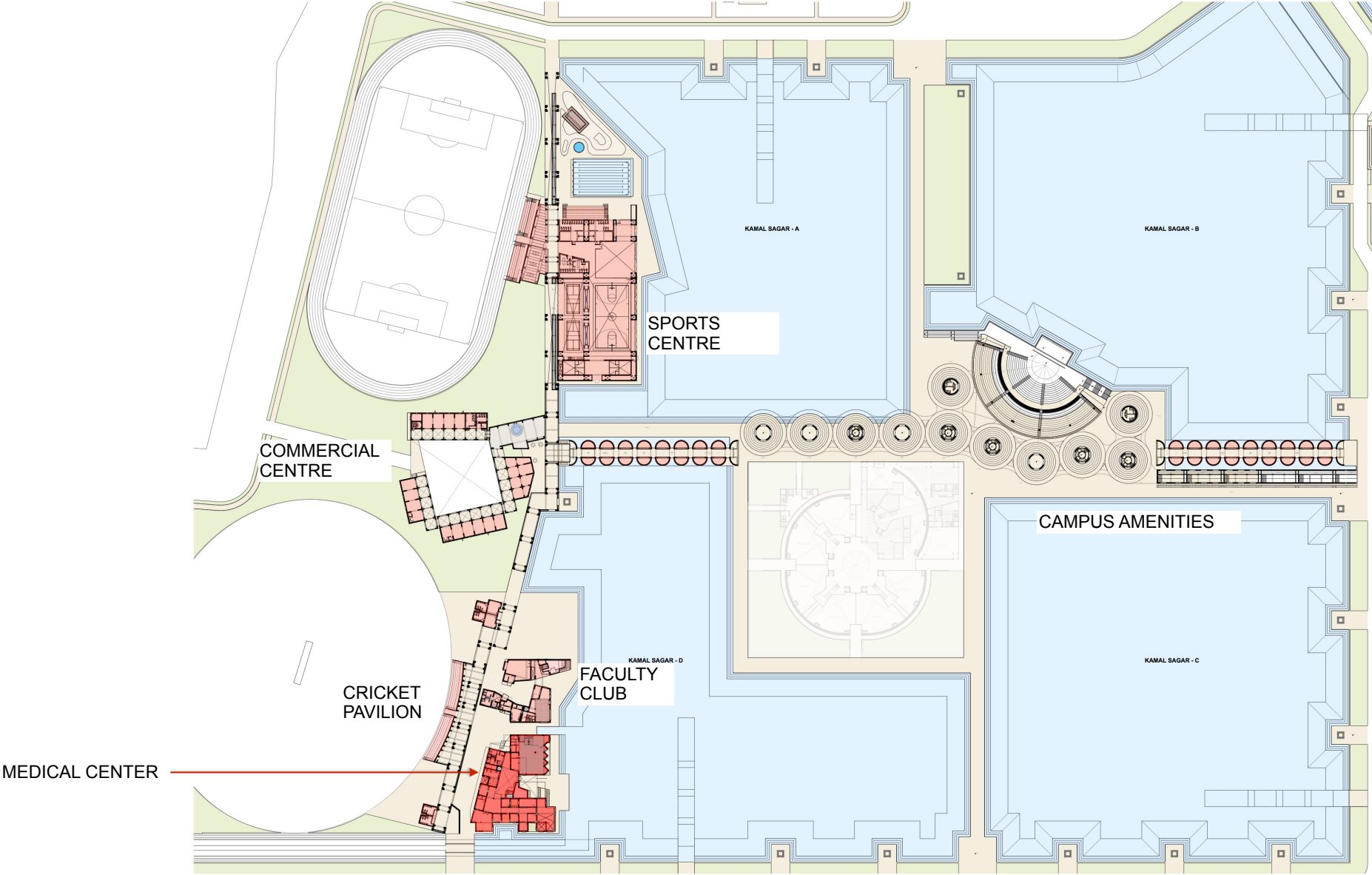
- SINGLE BED ROOM**  
-2 x T-2 TABLES (L 138.5 x D 60 x H 72 CM)  
-2 x S-3 SITTING  
-1 x W-1 WARDROBE  
-2 x B-2 SINGLE BEDS  
-1 TV UNIT  
-2 x T-3 SIDE TABLES  
-1 x T-4



# **MEDICAL CENTER**




















# MEDICAL CENTER

## GROUND FLOOR PLAN

1. Waiting Sofa - Not in scope of this tender
2. Bed - Not in scope of this tender
3. Desk- Ply with laminate/ Ply with corian
4. Executive chair- Not in scope of this tender
5. Wall Paneling- Soft board with fabric/  
Plywood with Laminate/MS with Powder Coating/ Wooden  
slate/ Cement Sheet
6. False Ceiling- Gypsum with paint/ Wooden with veneer/  
Cera Board/ Open cell grid ceiling/ Wooden slate/ Calcium  
Silicate/ Wooden Salon Slates/ Mineral Fibre



-  RECEPTION
-  OPD - 5 Nos.
-  ADMINISTRATION
-  WAITING LOUNGE
-  MAIN DOCTOR'S CABIN - 01 No.
-  PHARMACY
-  PANTRY AND WASH YARD
-  WARD AND NURSING STATION (8 beds)
-  SPECIAL ROOM - 01 No.
-  UTILITY
-  TOILET
-  SERVICES
-  LIFT AND STAIRCASE



# MEDICAL CENTER

## FIRST FLOOR PLAN

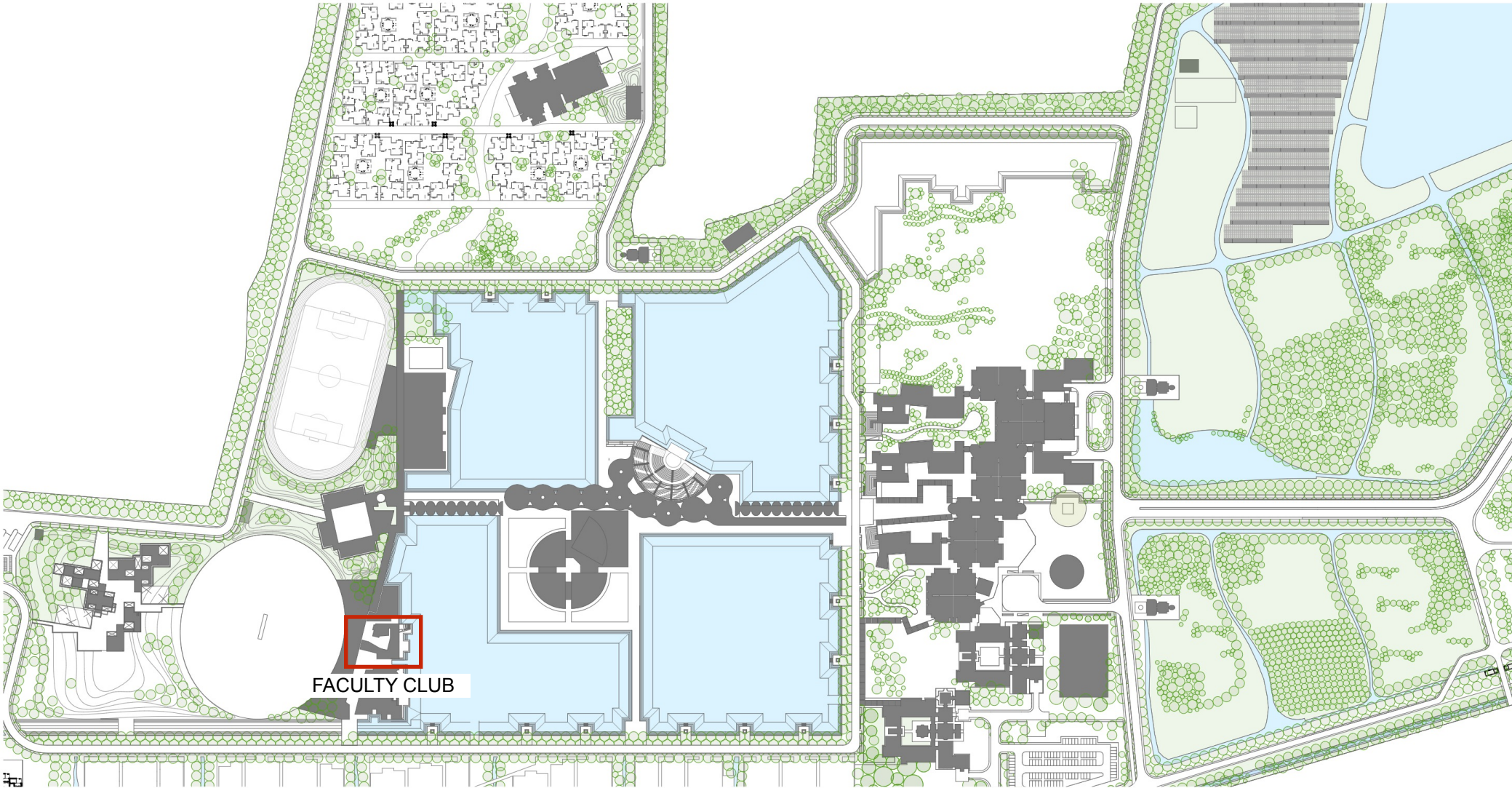
1. Waiting Sofa - Not in scope of this tender
2. Bed - Not in scope of this tender
3. Desk- Ply with laminate/ Ply with corian
4. Executive chair- Not in scope of this tender
5. Wall Paneling- Soft board with fabric/  
Plywood with Laminate/MS with Powder Coating/ Wooden  
slate/ Cement Sheet
6. False Ceiling- Gypsum with paint/ Wooden with veneer/  
Cera Board/ Open cell grid ceiling/ Wooden slate/ Calsium  
Silicate/ Wooden Salon Slates/ Mineral Fibre

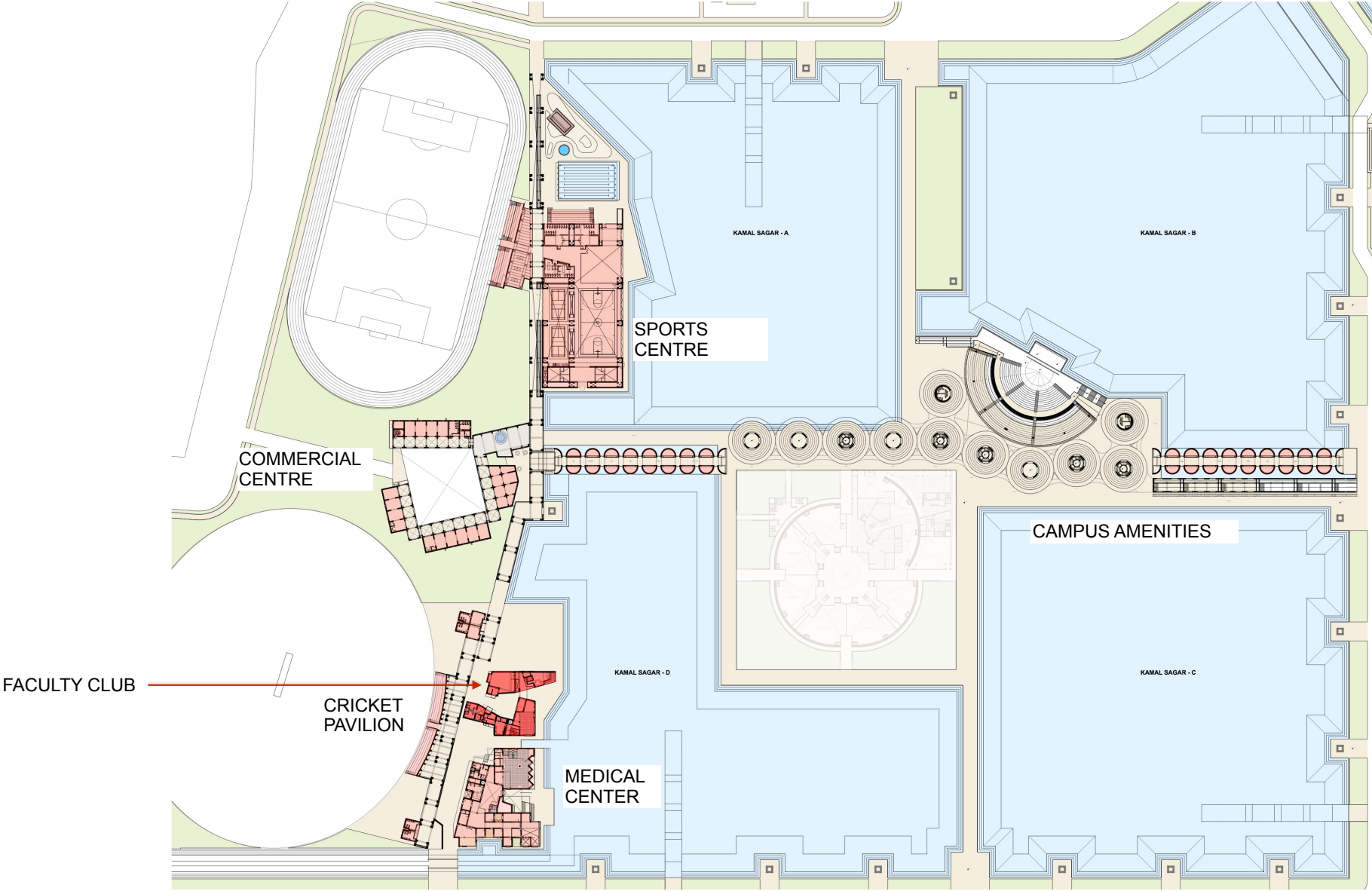


- RECEPTION
- WAITING LOUNGE
- CONFERENCE ROOM (12 seater) - 01 No.
- TOILET
- SERVICES
- LIFT AND STAIRCASE



# **FACULTY CLUB**





# FACULTY CLUB

## GROUND FLOOR PLAN

1. Modular Kitchen
2. Dining Table 4 person- 6 nos - **Not in scope of this tender**
3. Dining Table 8 person- 2 nos - **Not in scope of this tender**
4. Dining Chairs- 43 nos - **Not in scope of this tender**
5. Wall Paneling- **Soft board with fabric/ Plywood with Laminate/MS with Powder Coating/ Wooden slate/ Cement Sheet**
6. False Ceiling- **Gypsum with paint/ Wooden with veneer/ Cera Board/ Open cell grid ceiling/ Wooden slate/ Calsium Silicate/ Wooden Salon Slates/ Mineral Fibre**



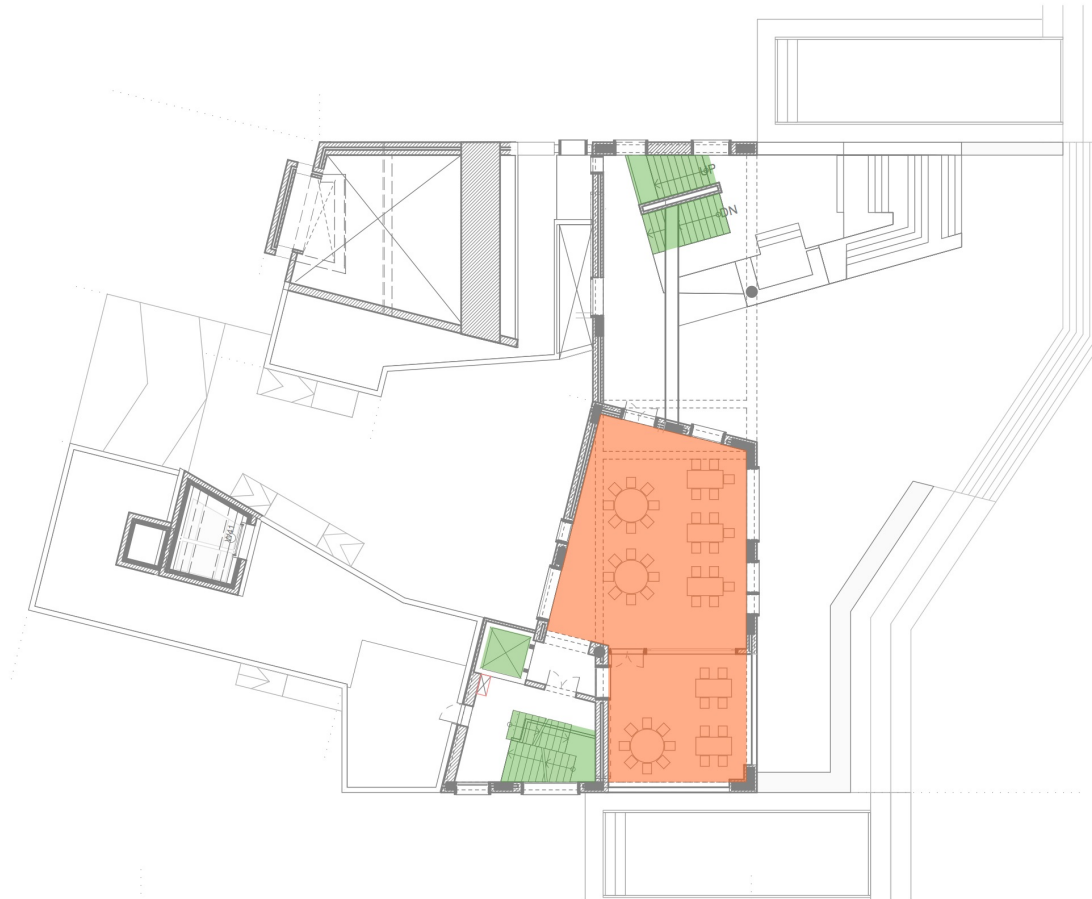
- MULTIPURPOSE HALL
- DINING
- KITCHEN
- CHANGING ROOM
- UTILITY AREA
- TOILET
- SERVICES
- LIFT AND STAIRCASE



# FACULTY CLUB

## FIRST FLOOR PLAN

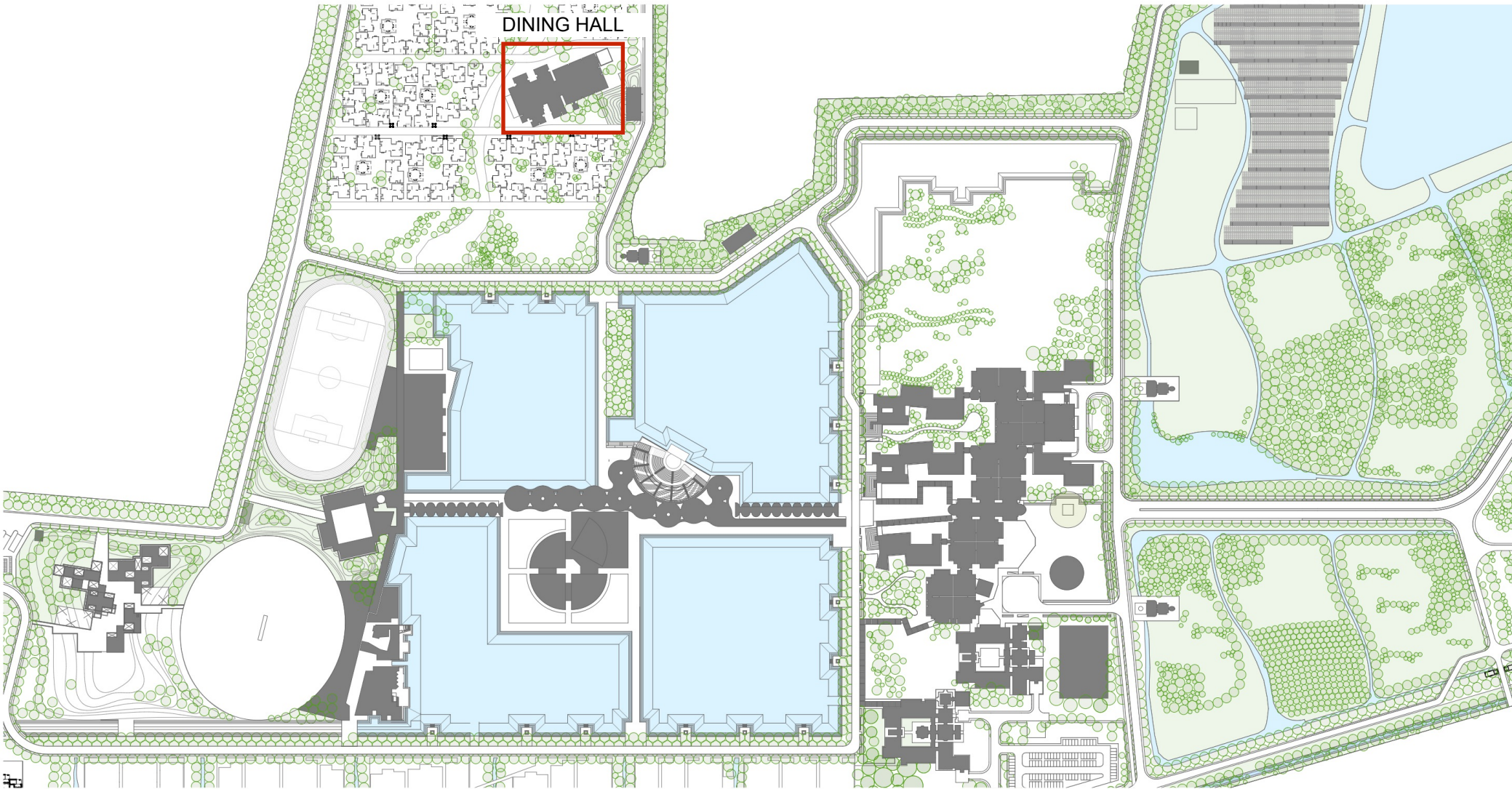
1. Modular Kitchen
2. Dining Table 4 person- 5 nos - **Not in scope of this tender**
3. Dining Table 8 person- 3 nos - **Not in scope of this tender**
4. Dining Chairs- 47 nos - **Not in scope of this tender**
5. Wall Paneling- **Soft board with fabric/ Plywood with Laminate/MS with Powder Coating/ Wooden slate/ Cement Sheet**
6. False Ceiling- **Gypsum with paint/ Wooden with veneer/ Cera Board/ Open cell grid ceiling/ Wooden slate/ Calcium Silicate/ Wooden Salon Slates/ Mineral Fibre**



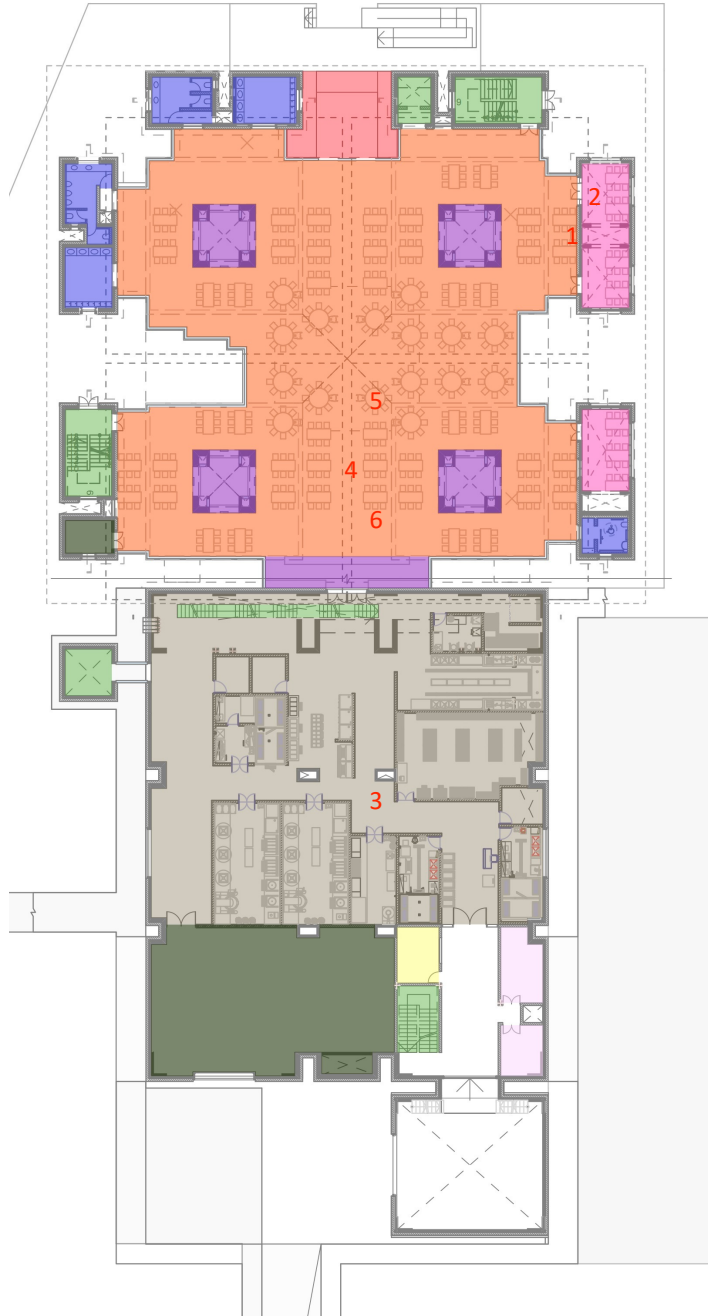
- MULTIPURPOSE HALL
- DINING
- KITCHEN
- CHANGING ROOM
- UTILITY AREA
- TOILET
- SERVICES
- LIFT AND STAIRCASE

# DINING HALL

Total Capacity in single Shift : 650 people



# DINING HALL



## GROUND FLOOR PLAN

Total Capacity in single Shift  
on Ground Floor : 350

1. Wall Paneling- Soft board with fabric/ Plywood with Laminate  
MS with Powder Coating/ Wooden slate/ Cement Sheet
2. Flooring- Carpet/Vinyl/Linoleum/Wooden
3. Modular Kitchen
4. Dining Table 6 persons - 55 nos- Not in scope of this tender
5. Dining Table 8 persons- 16 nos- Not in scope of this tender
6. Chairs- 458 nos - Not in scope of this tender
7. False Ceiling- Gypsum with paint/ Wooden with veneer/  
Cera Board/ Open cell grid ceiling/ Wooden slate/ Calsium  
Silicate/ Wooden Salon Slates/ Mineral Fibre

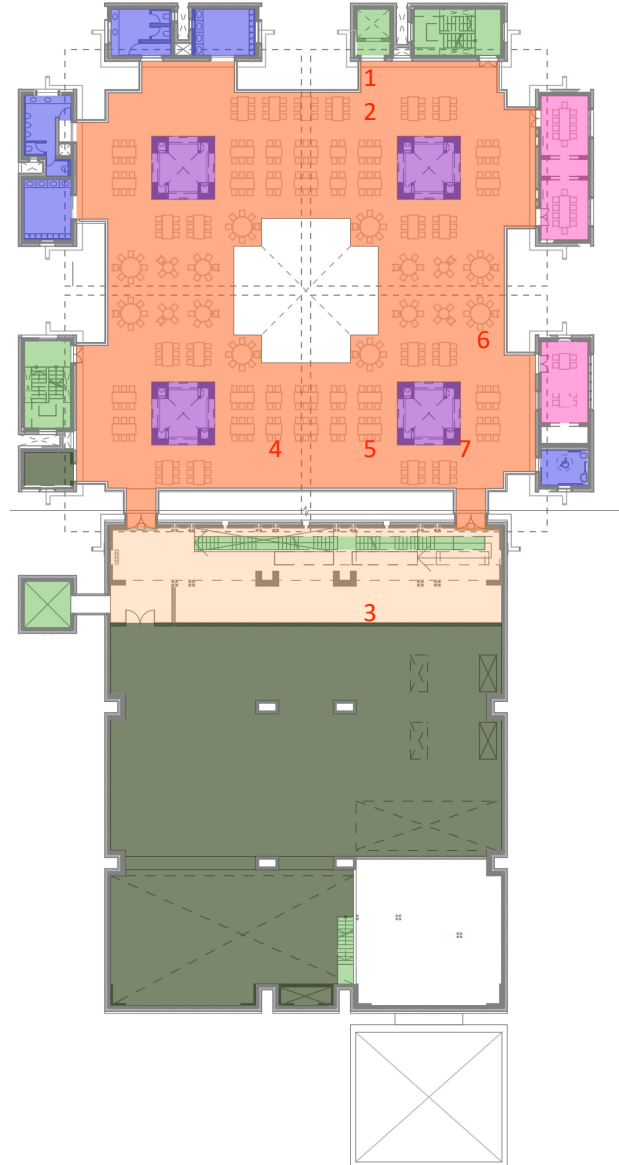
- ENTRANCE
- DINING HALL - 310 Seater
- EXECUTIVE SEATING - 24+15 seater
- SERVING / BUFFET COUNTER
- KITCHEN
- SECURITY
- TOILET
- UTILITY AREA
- SERVICES
- LIFT AND STAIRCASE



# DINING HALL

## FIRST FLOOR PLAN

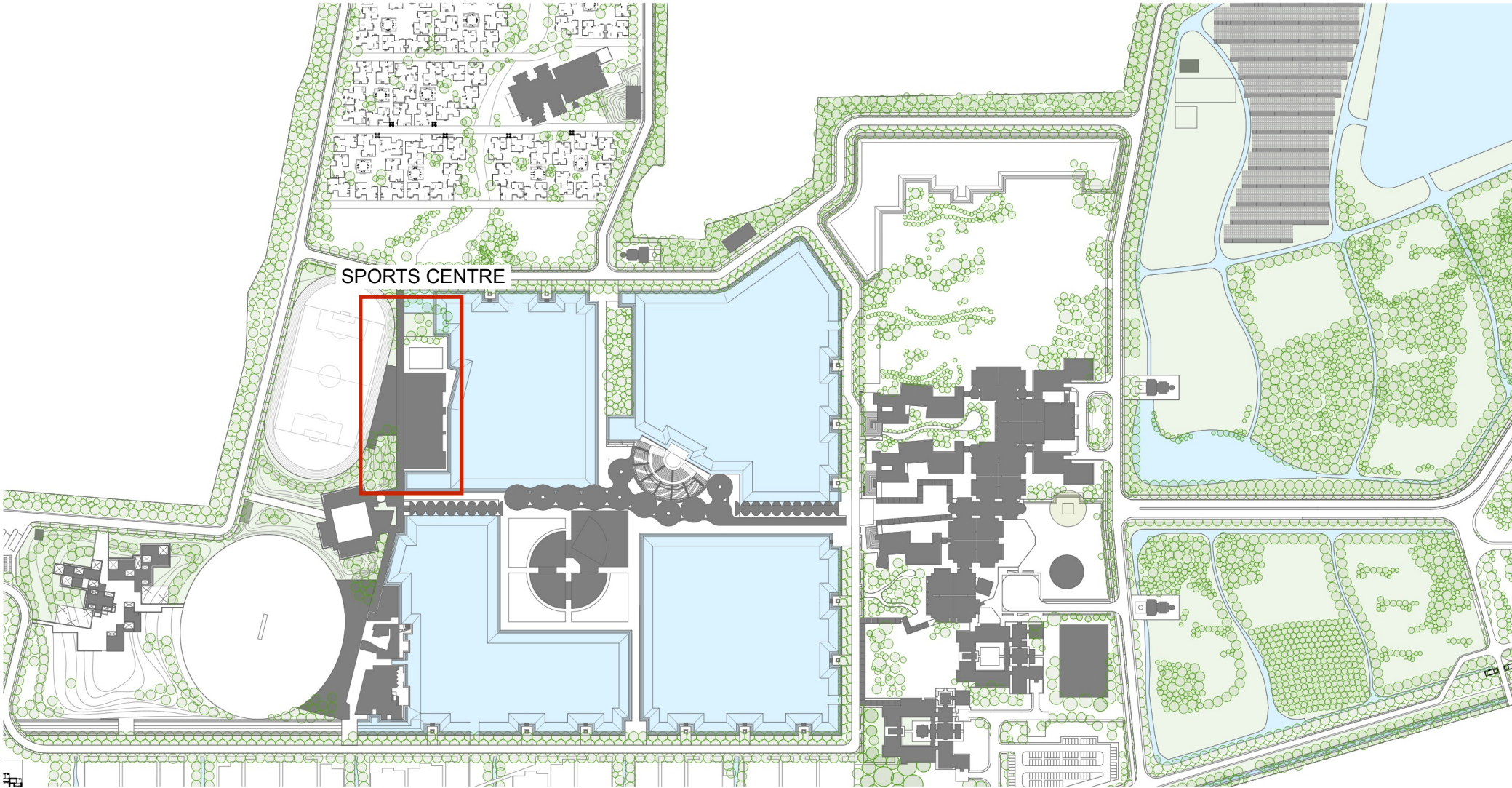
Total Capacity in single Shift  
on First Floor : 300

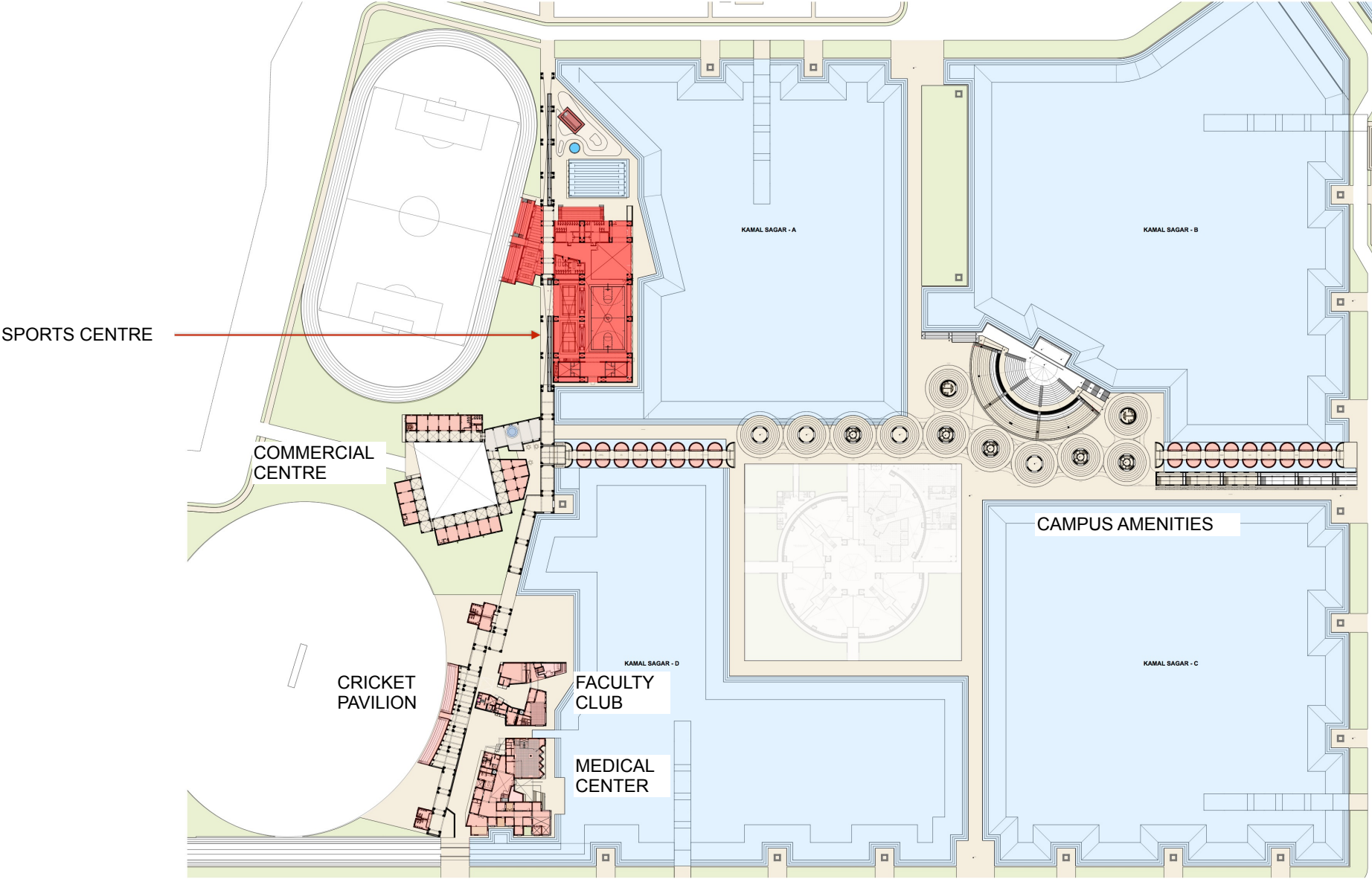


1. Wall Paneling- Soft board with fabric/  
Plywood with Laminate/MS with Powder Coating/ Wooden  
slate/ Cement Sheet
2. Flooring- Carpet/Vinyl/Linoleum/Wooden
3. Modular Kitchen
4. Dining Table 4 persons - 8 nos- Not in scope of this tender
5. Dining Table 6 persons- 38 nos- Not in scope of this tender
6. Dining Table 8 persons- 8 nos- Not in scope of this tender
7. Chairs- 324 nos- Not in scope of this tender
8. False Ceiling- Gypsum with paint/ Wooden with veneer/  
Cera Board/ Open cell grid ceiling/ Wooden slate/ Calsium  
Silicate/ Wooden Salon Slates/ Mineral Fibre

- DINING HALL - 270 seater
- EXECUTIVE SEATING - 20+10 seater
- SERVING / BUFFET COUNTER
- KITCHEN SUPPORTING FACILITIES
- TOILET
- SERVICES
- LIFT AND STAIRCASE

# **SPORTS CENTRE**



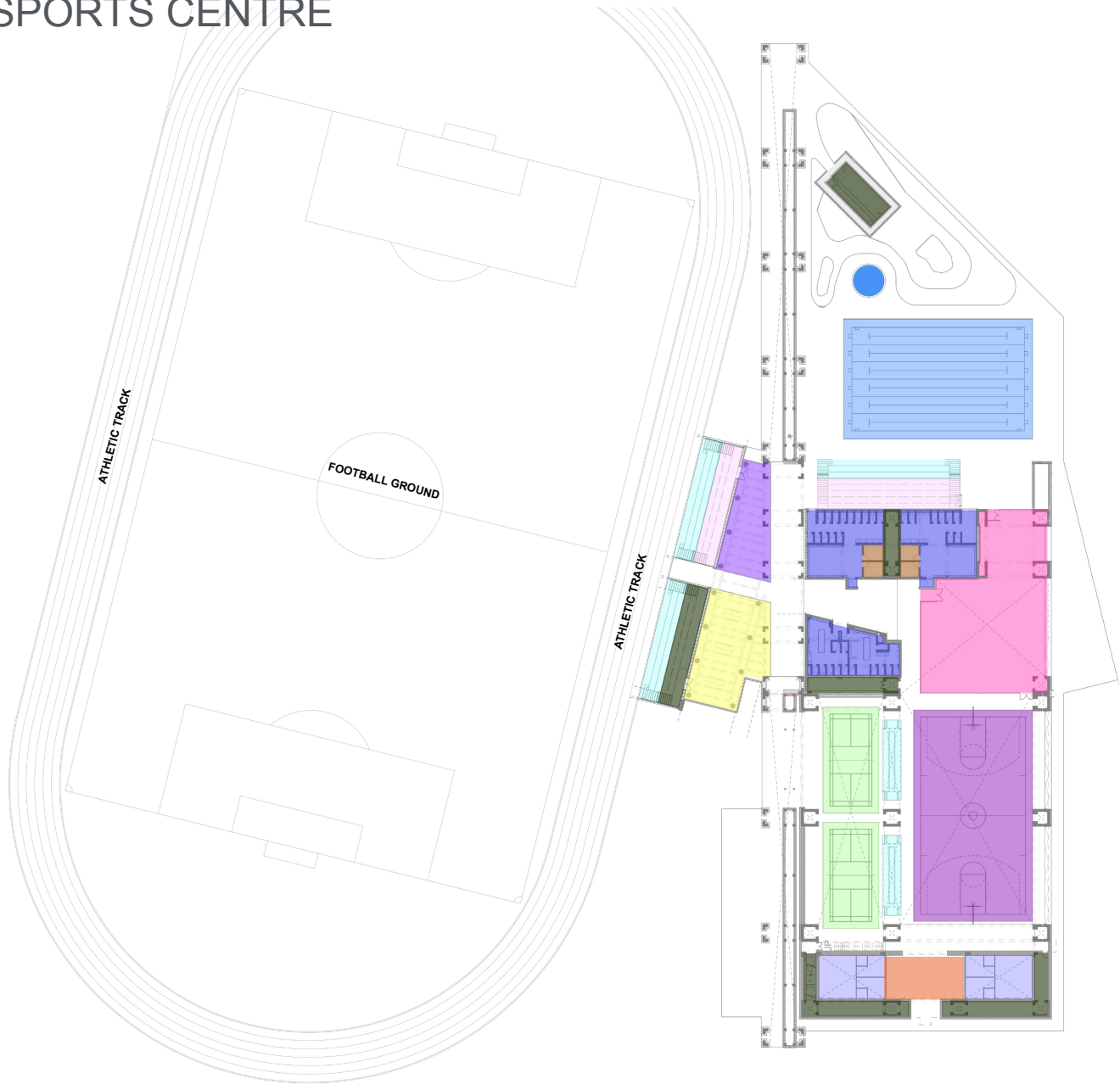




# SPORTS CENTRE

## GROUND FLOOR PLAN

### 1. Locker Provision

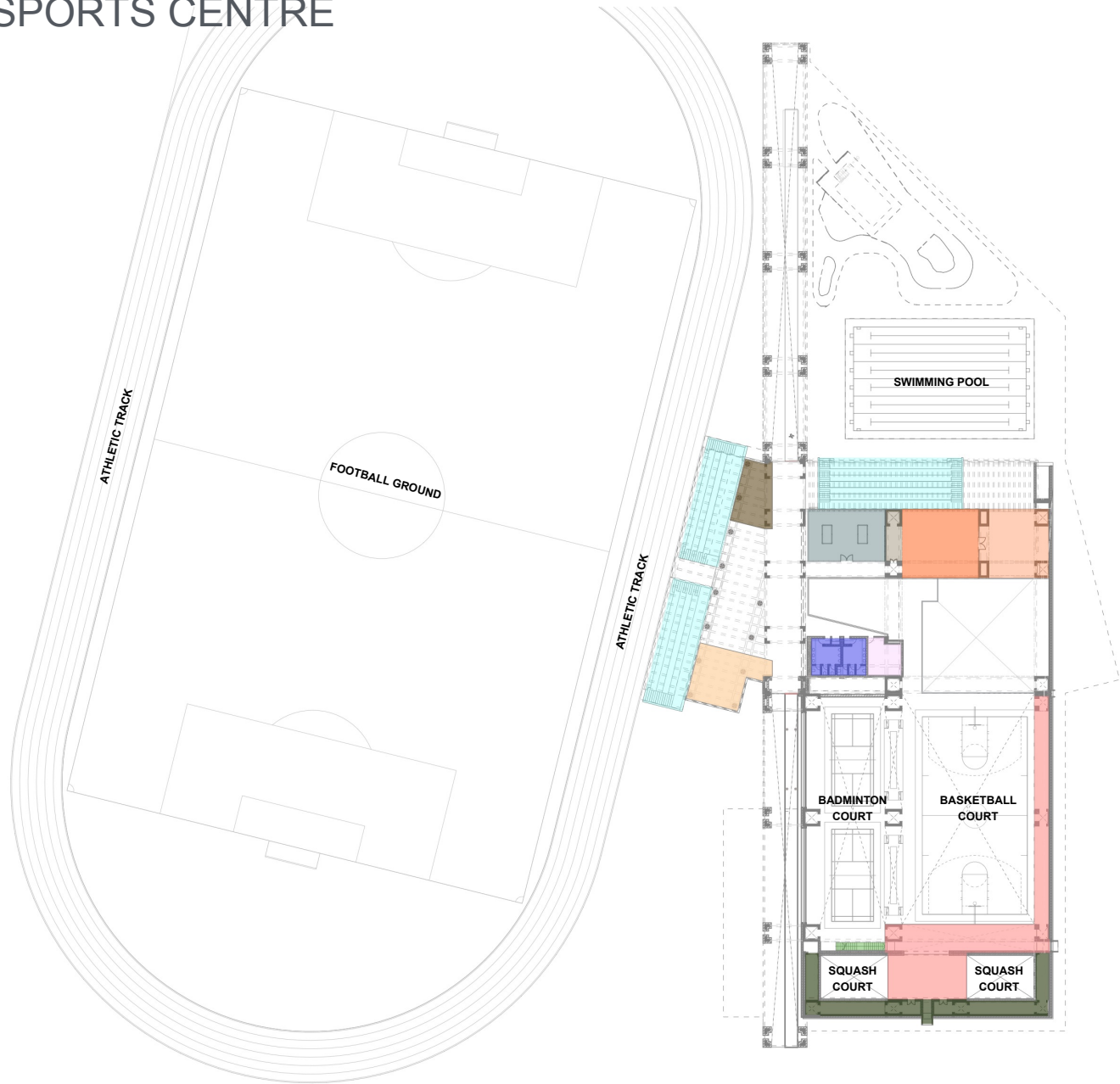


- KIDS SWIMMING POOL
- SWIMMING POOL - 6 Lane
- TABLE TENNIS - 03 Tables
- GYM & LOUNGE - 42 people in single shift
- INDOOR BADMINTON COURT - 02
- SQUASH COURT - 02
- INDOOR BASKETBALL COURT - 01
- SPORTS STORE
- VIEWING PAVILION
- TOILET & CHANGING ROOM
- PLAYERS LOUNGE
- STEAM AND SAUNA - 02
- STORE AND UTILITY AREA
- SERVICES
- LIFT AND STAIRCASE

# SPORTS CENTRE

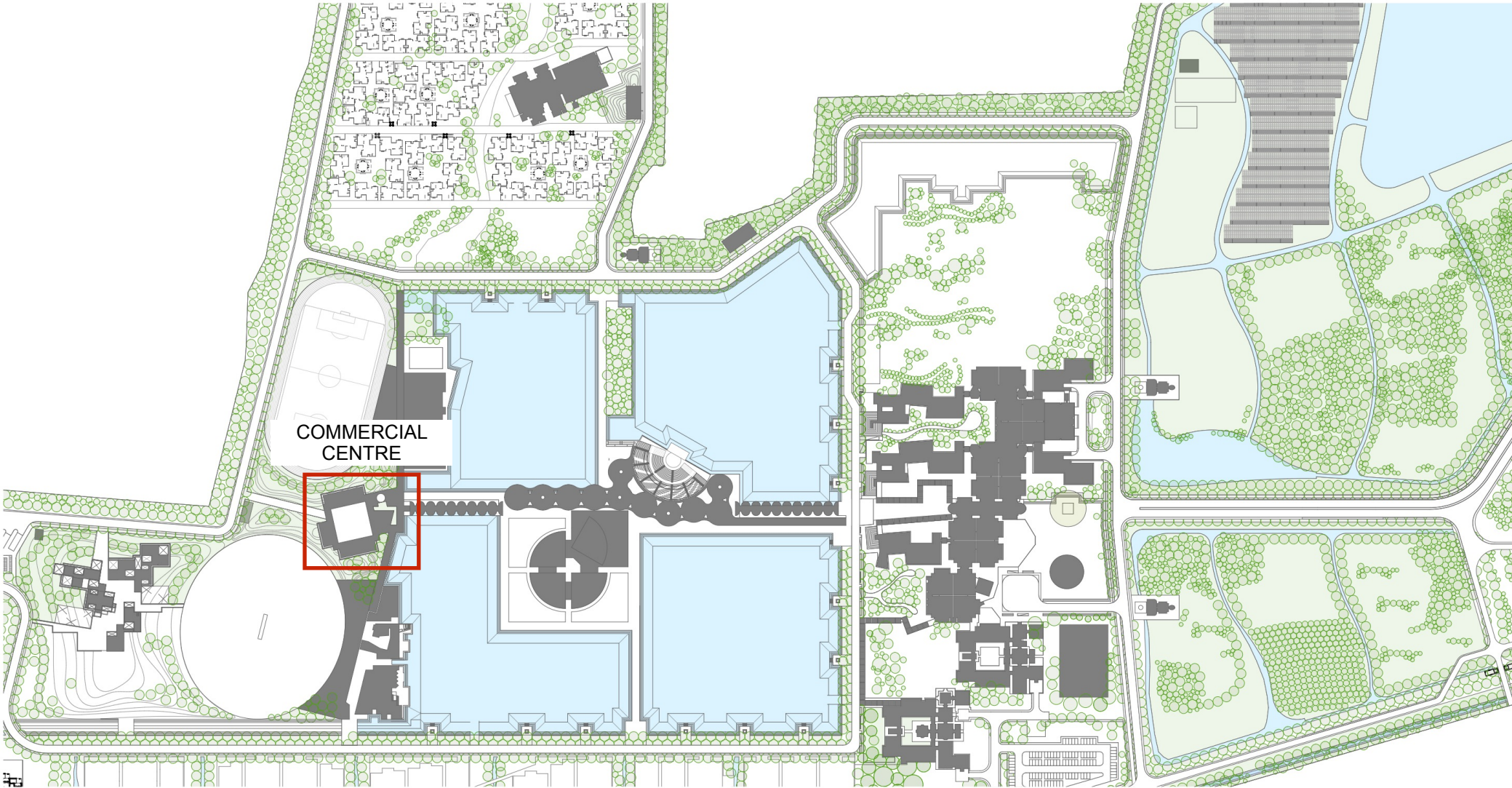
## FIRST FLOOR PLAN

### 1. Locker Provision



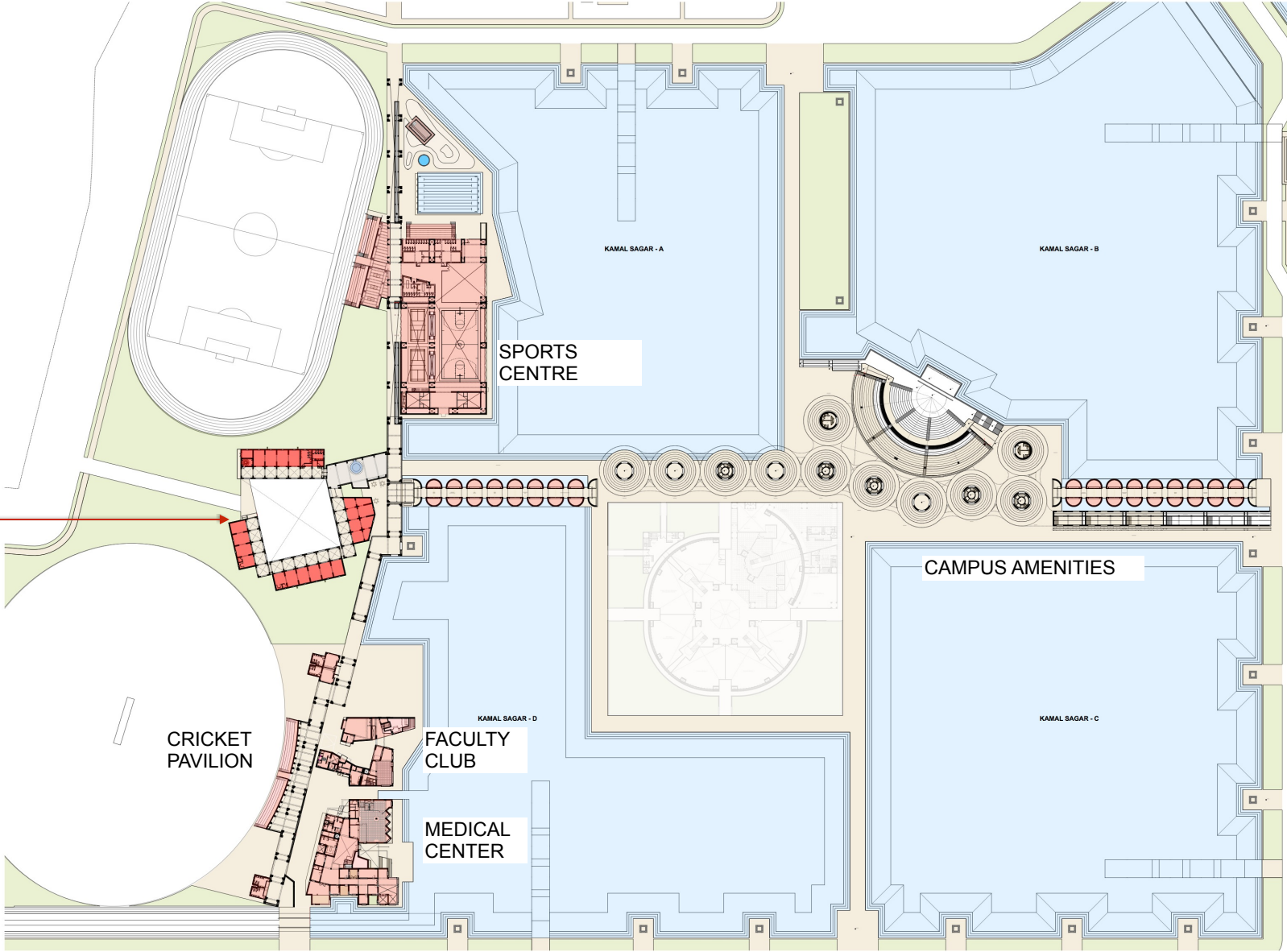
- ADMINISTRATION
- COACH ROOM & FIRST AID ROOM
- BILLIARD/POOL - 02 Tables
- CAFE - INDOOR SEATING - 42 seater
- CAFE - OUTDOOR SEATING - 36 seater
- KITCHEN
- VIEWING GALLERY
- SPORTS STORE
- VIEWING PAVILION
- TOILET & CHANGING ROOM
- STORE AND UTILITY AREA
- SERVICES
- LIFT AND STAIRCASE

# **COMMERCIAL CENTRE**



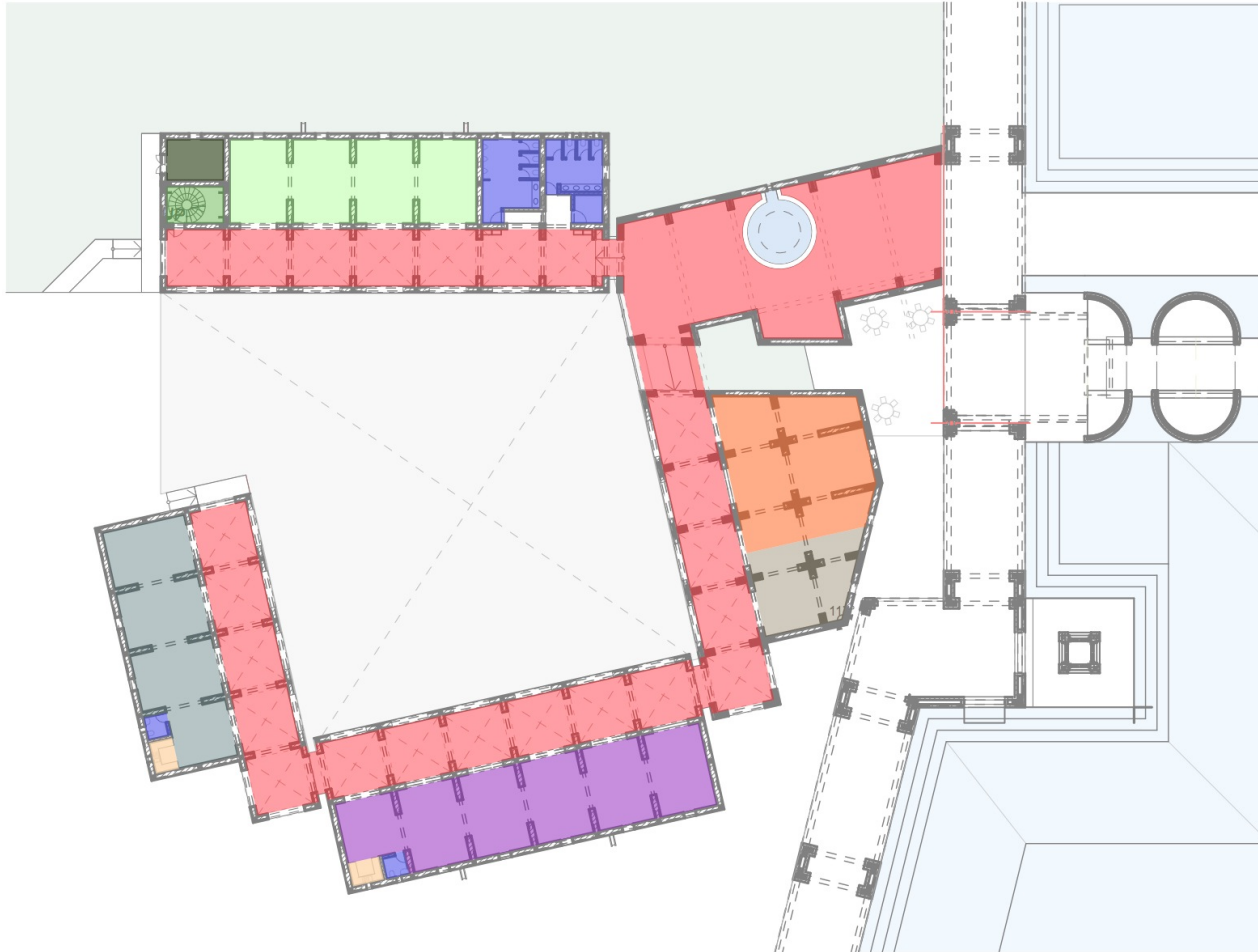


COMMERCIAL CENTRE



# COMMERCIAL CENTRE

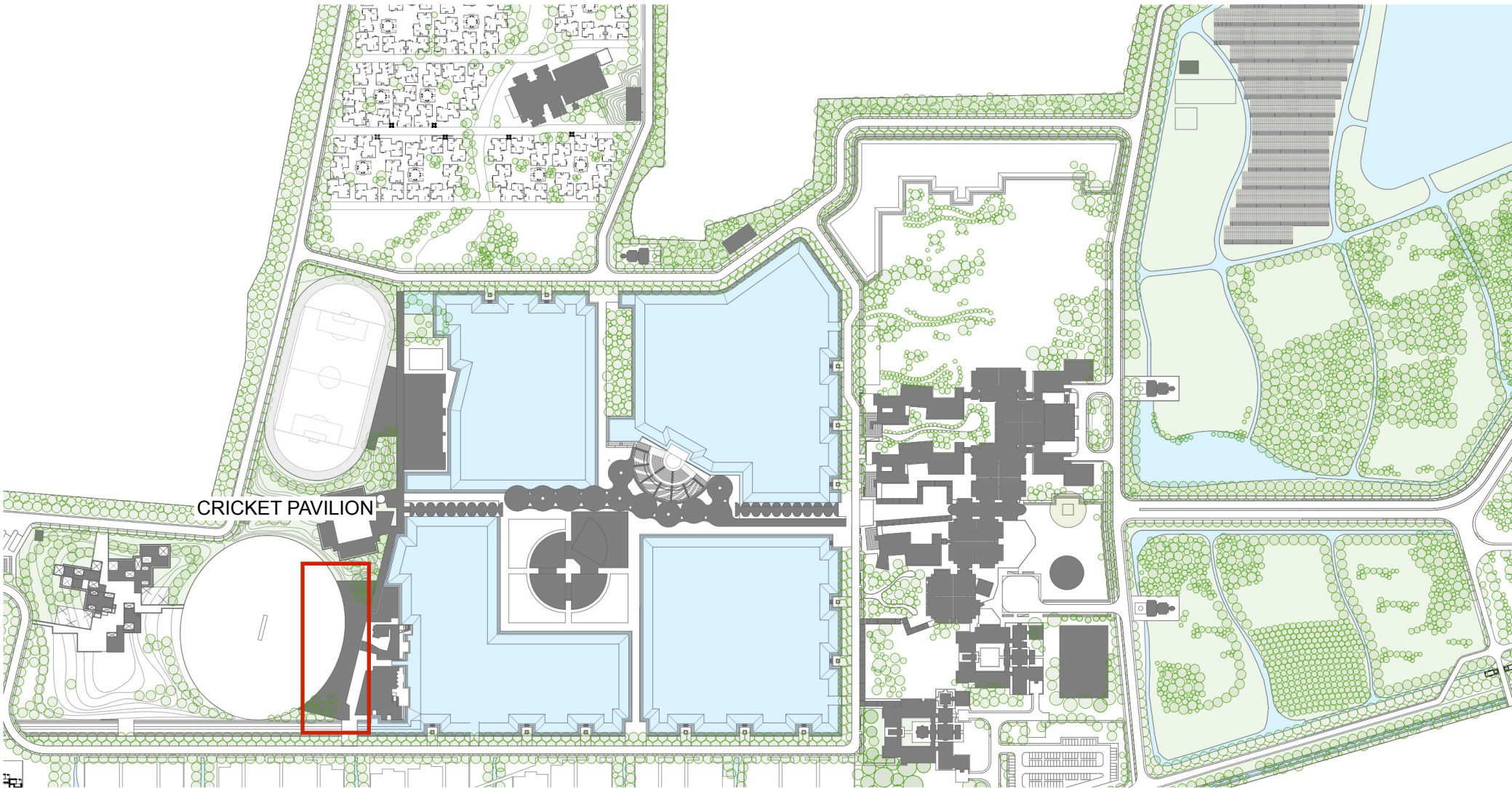
## GROUND FLOOR PLAN



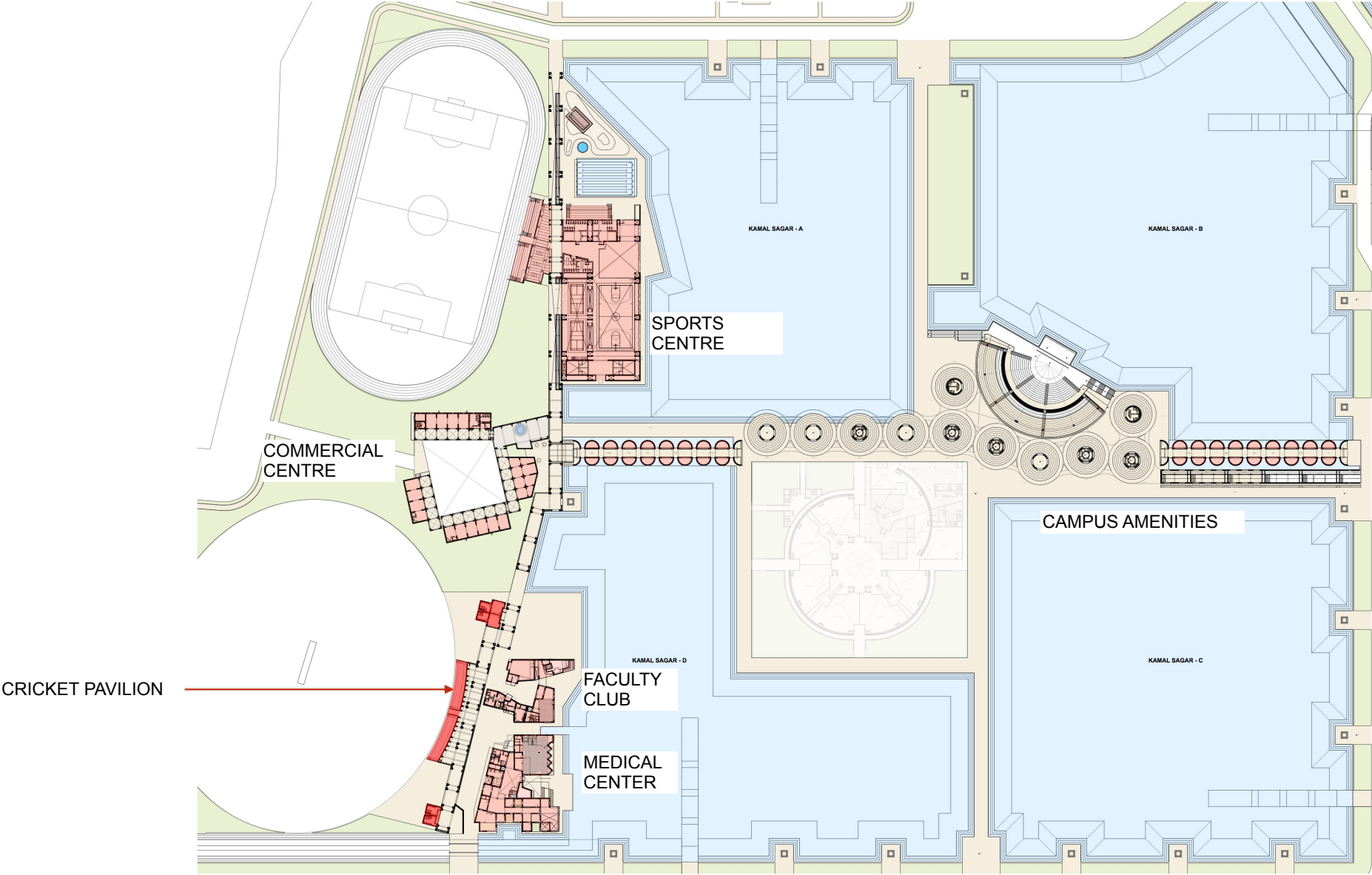
1. Wall Paneling- Soft board with fabric/  
Plywood with Laminate/MS with Powder Coating/ Wooden  
slate/ Cement Sheet
2. False Ceiling- Gypsum with paint/ Wooden with veneer/  
Cera Board/ Open cell grid ceiling/ Wooden slate/ Calcium  
Silicate/ Wooden Salon Slates/ Mineral Fibre

- ARCADE
- SHOPS - 04
- POST OFFICE - 01
- BANK - 01
- CAFETERIA - 01
- KITCHEN
- PANTRY
- TOILET
- SERVICES
- LIFT AND STAIRCASE

# **CRICKET PAVILION**

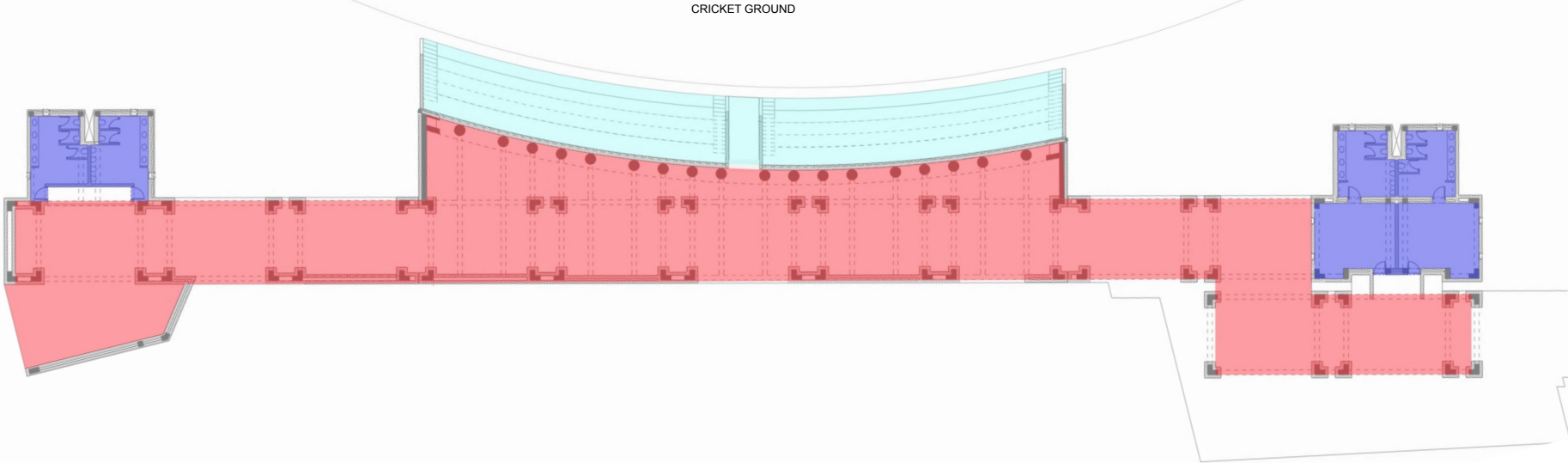






# CRICKET PAVILION

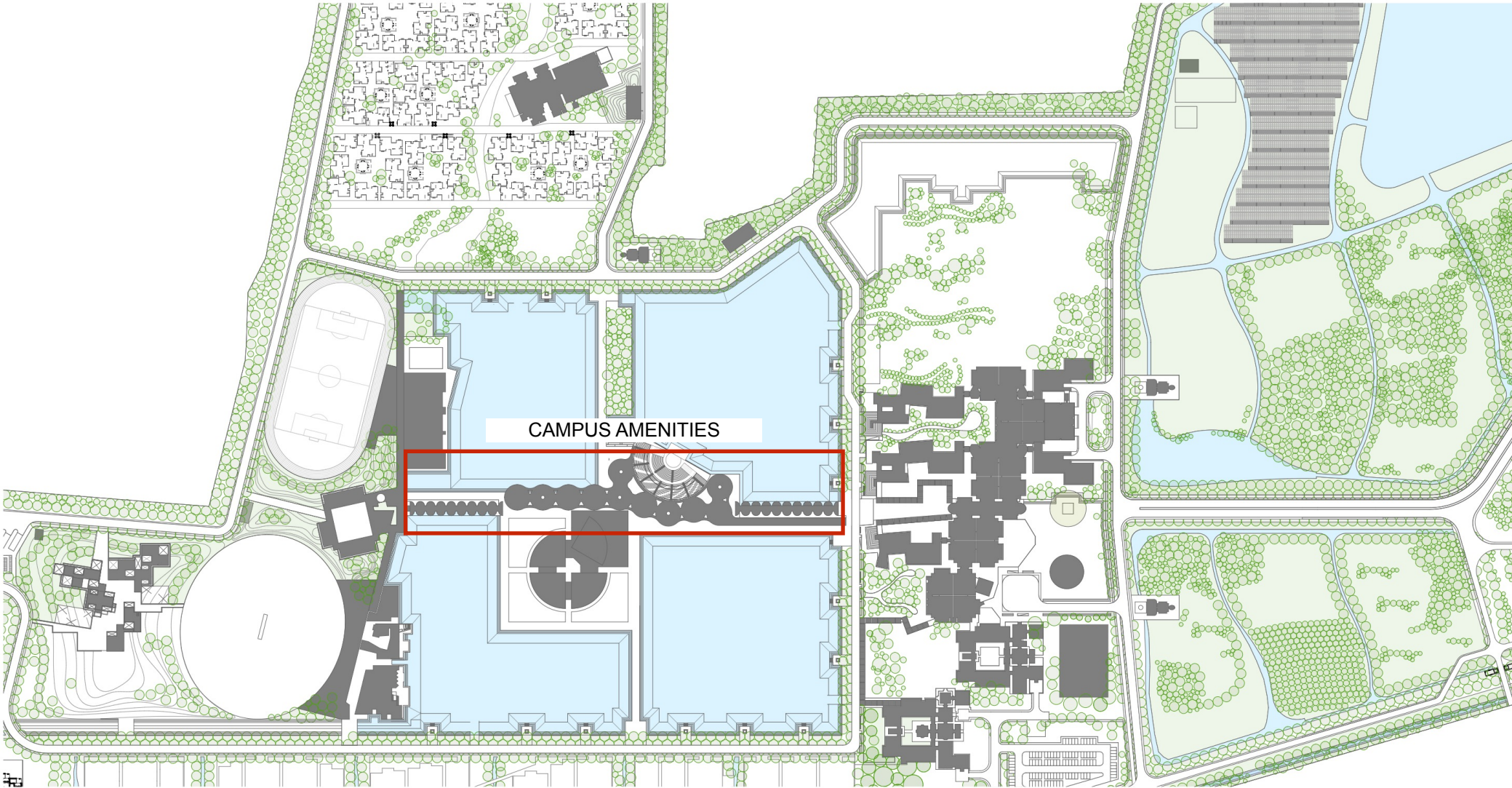
# FLOOR PLAN



1. Locker Provision

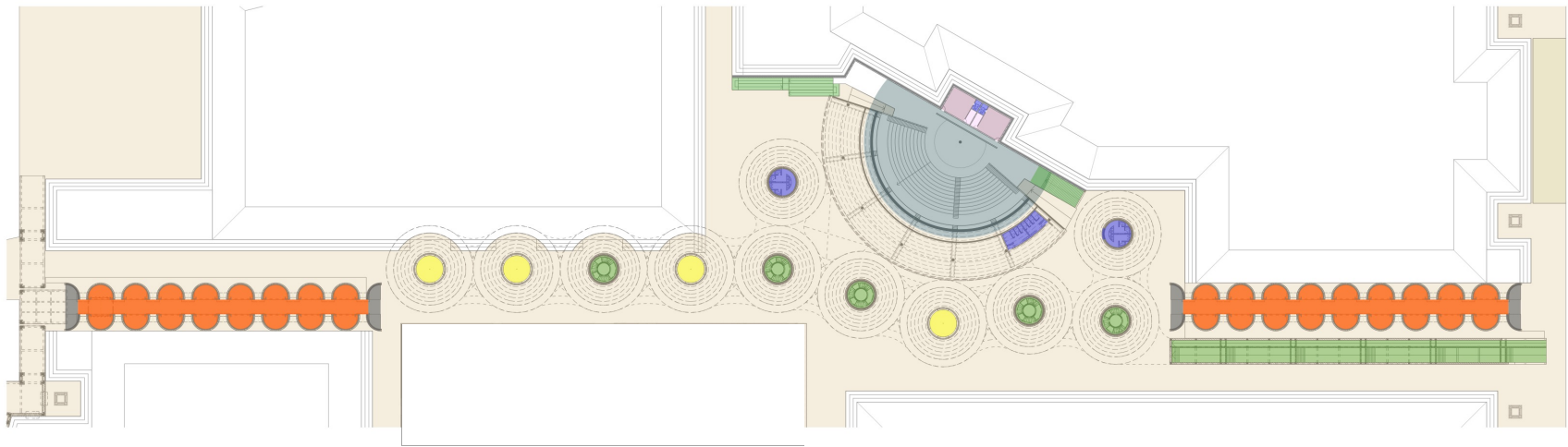
- ARCADE
- VIEWING PAVILION
- TOILET AND CHANGING ROOMS

# **CAMPUS AMENITIES**

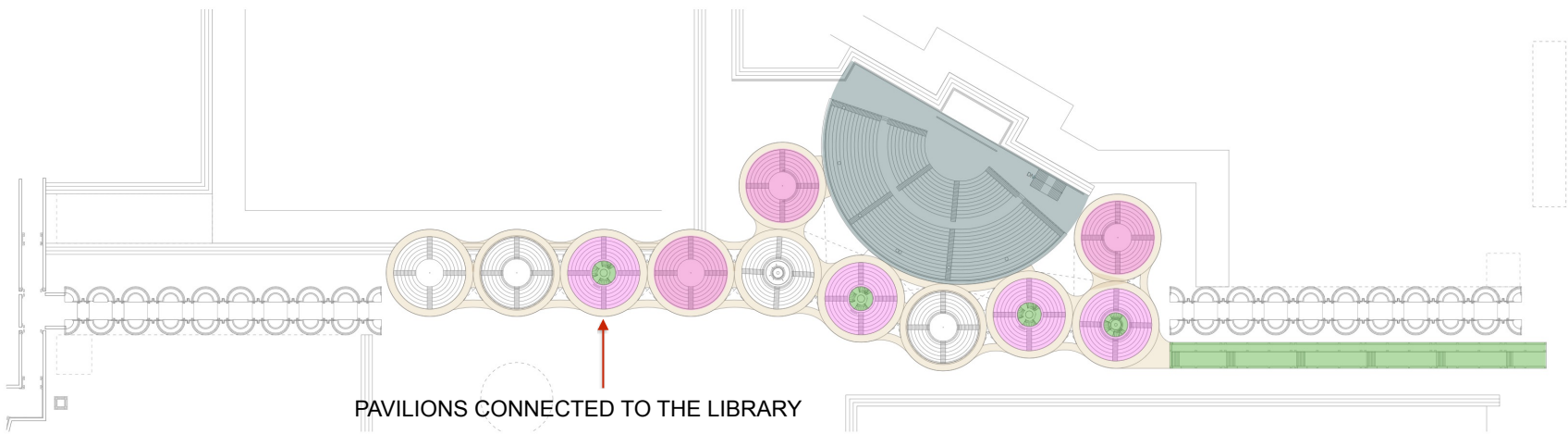




# CAMPUS AMENITIES



GROUND FLOOR PLAN

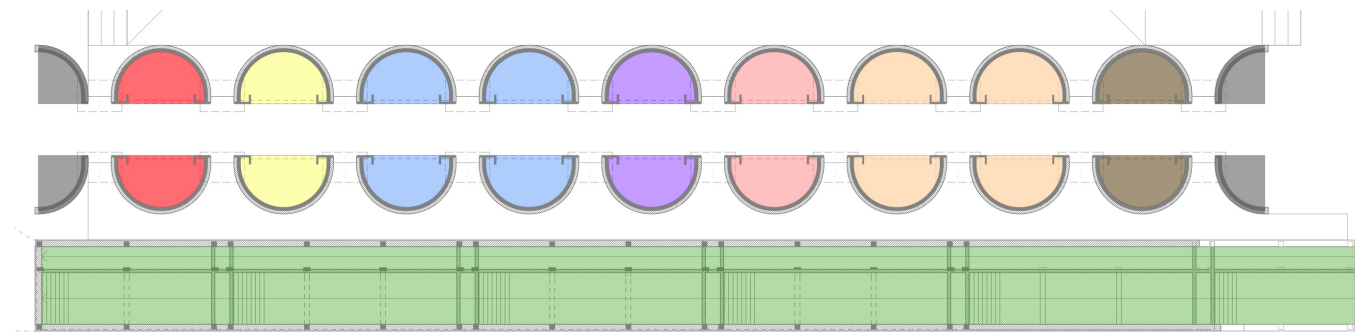
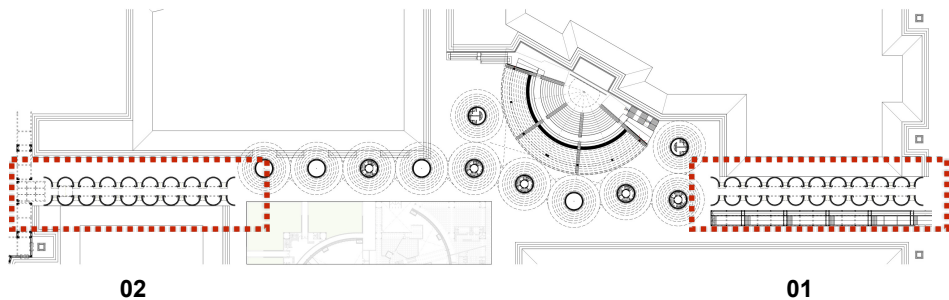


FIRST FLOOR PLAN

- |   |                    |
|---|--------------------|
| ENTRANCE  | CIRCULATION        |
| GATHERING & DISCUSSION SPACE (70-80 seater) - 07 Nos. | UTILITY            |
| AMENITIES   | GREEN ROOM         |
| READING PAVILIONS                                     | TOILET             |
| AMPHITHEATRE  | RAMP AND STAIRCASE |

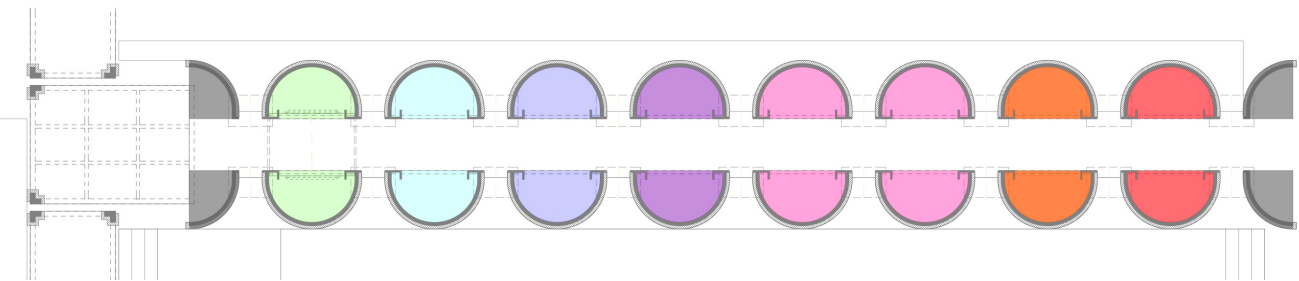
# CAMPUS AMENITIES

# GROUND FLOOR PLAN



01 AMENITIES

- ENTRANCE
- STATIONARY - 02
- APPLIANCE REPAIR STORE - 02
- ELECTRICAL APPLIANCE - 04
- COURIER SERVICE - 02
- TRAVEL AGENT - 02
- PHOTOCOPYING & PRINTING - 04
- ATM - 02
- RAMP AND STAIRCASE



02 AMENITIES

- ENTRANCE
- STATIONARY - 02
- CYCLE REPAIR - 02
- BAKERY & DAIRY PRODUCTS - 02
- FRUITS & VEGETABLE - 02
- RETAIL STORE - 02
- DRY CLEANING - 04
- SALON & BEAUTY PARLOUR - 02

## **E. SIGNAGE AND WAY FINDING DESIGN**

# Colours

Taking into consideration of the concept of sustainability applicable to the planning and design of a new architectural idiom of Nalanda University, we concisely created a colour-palette of three different Colours viz., **Maroon, Green and Blue.**

All these three colours are thoughtfully selected from Nature itself. Our prime consideration of colours has been:

1. **Blue** from the Sky.
2. **Green** from Nature;
3. **Maroon** is an Earth Tone, inspired by the soil. It is also the main colour used in the symbol of Nalanda University;

\* Proposed colours are for non residential areas.

Blue



Green

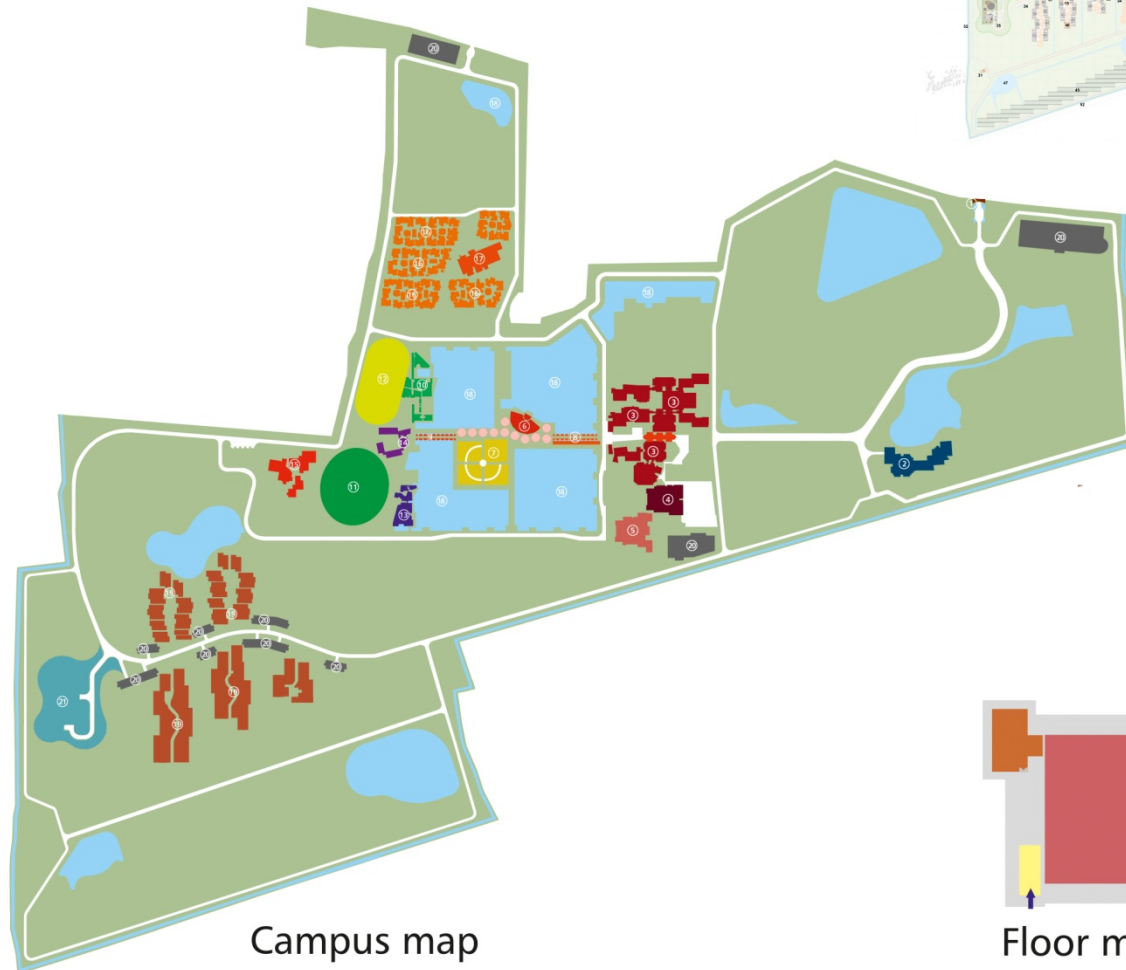


Maroon

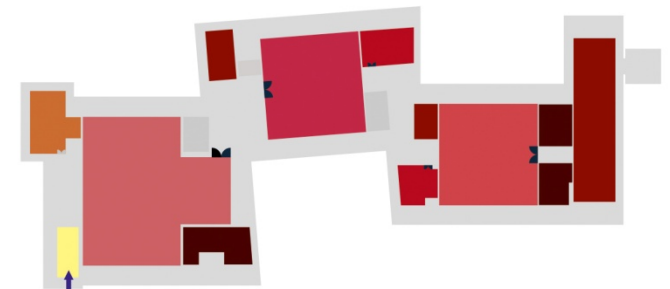




# Maps



Campus map





Floor map

## Directions

Arrows are universally recognized for indicating directions. They are widely used in signage and way-finding in road surface markings.

The form of the circle is based on the outer shape of the Logo of Nalanda University.



# Pictograms



Direct on Steel



Reverse on Steel



# Materials

It is a thoughtful decision that we have chosen natural stone, matt stainless steel and 3M Vinyl (only on glass) as the materials in the execution of our signage design.

1. **Natural Agra Red Stone**
2. **Matt Stainless Steel**
3. **3M Vinyl (only for Glass)**

**Natural Stone**



**Stainless Steel**



**3M Vinyl**





# Processes

## Natural Agra Red Stone

### Engraving, Laser Cutting

Hone finish stone slab with letters and graphics deep engraved into and filled with duco paint.

Symbol in SS (thickness 3mm)  
laser cut and pasted





Actual Sample

## Stainless Steel

### Etching or Vinyl Pasting

SS Satin finish signage plate with letters and graphics engraved into the plate and filled with epoxy paint



Actual Sample

## 3M Make Vinyl

Vinyl cutting and pasting on required surface.



Actual Sample

# **EXTERNAL SIGN TYPES**

# Signage Design and Applications

---

## External Sign Types

### 1. University Site/Campus Map

A well-designed campus map or site plan is must and it's a vital tool for any visitors to the University or College. The map should have clear and accessible information in an appropriate size and scale that is legible. It is therefore equally important that map design process takes into account the unique needs of several groups of visitors and other stakeholders who need to navigate around a site safely and efficiently.

### 2. Academic Spine Area Map

Academic Spine is a main functional area of the University Campus where there is a cluster of buildings for academics and other facilities like viz., an amphitheater, library, student center, sports field etc.

We have used different colours to differentiate between various building blocks or facilities within a single site. As it will be very helpful for any viewer, we have incorporated a clear labeling for all the specific locations on either the map itself or marked with a number referenced with a key.

### 3. Wayfinding Signage

#### (Sign Type: Directional)

Directional signs are most commonly used to guide visitors in a particular direction or emphasize the route prominently. It tells people where to go with the help of arrows that point people to one way or another. A directional sign doesn't necessarily need to be boring, so we think that our exterior directional signage has to be unique. It should represent the ethos and culture of ancient Nalanda and gives a harmonious look and feel that goes with the architectural surrounding.

Keeping this in our mind, we conceptualized the directional sign with two elements. One is a pedestal as a base and two is a stone plaque having information engraved with colour infused into it.

As shown in the picture below, there are "Stupas" at the ancient Nalanda University ruins which are our inspiration behind the pedestal design we conceptualized.

### 4. Building / Block Name

Large campuses such as Nalanda University where there are various building blocks or facilities within a single site, need to provide each building with a particular name and clear signage on the building for users.

# External Sign Types


Campus Map Singage



Academic Spine Area Map Singage



External - Wayfinding Singage  
w36" x h64"







प्रशासन भवन  
Admin Building









प्रशासन भवन  
Admin Building

प्रशासन भवन  
Admin Building



- ← पार्किंग  
Parking
- ← प्रशासन भवन  
Administration Building
- विद्यालय  
Academic Spine
- पुस्तकालय  
Library
- रंगमंच  
Amphitheater
- छात्रावास  
Student Housing





शासन भवन  
Admin Building

शासन भवन  
Admin Building



पार्किंग  
Parking

शासन प्रबंध  
Administration  
Building

शैक्षिक संकुल  
Academic Spine

पुस्तकालय  
Library

रंगभूमि  
Amphitheater

छात्रावास  
Student Housing



लेबोरेटरी  
Laboratory 01









## Wayfinding Signage - Directional

Size - 76cm x 168cm

Material - Agra Red Stone, 20mm thickness  
Nalanda Symbol in 3mm SS.

Process - Engraving, Laser Cutting



# University Site/Campus Map

Size -  
Material - 3mm SS Plate  
Process - etching







Nalanda  
UNIVERSITY

- 1. Main Entry
- 2. Administration Building
- 3. Academic Spine
- 4. Campus Inn
- 5. International Center
- 6. Amphitheatre
- 7. Library
- 8. Campus Amenities
- 9. Student Center
- 10. Sports Center
- 11. Sports Field
- 12. Faculty Club
- 13. Infirmary
- 14. Commercial Market,  
Bank and Post Office
- 15. Teaching Blocks
- 16. Student Housing
- 17. Dining
- 18. Kamal Sagar
- 19. Faculty Housing
- 20. Parking
- 21. Vice Chancellors Bungalow

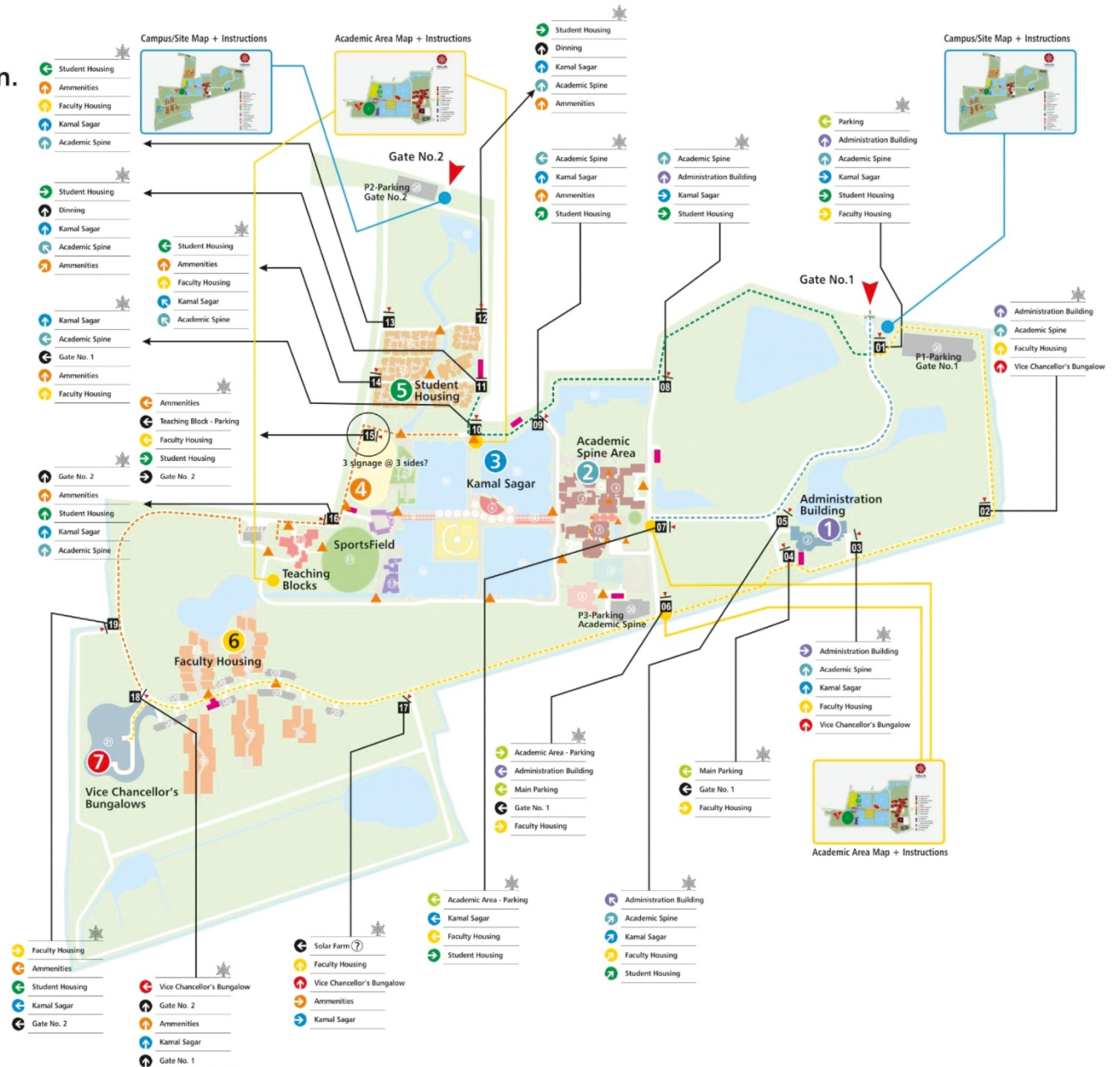
There are 19 junctions where the wayfinding signage will come on the campus as shown.

1. Administration Building
2. Academic Spine
3. Kamal Sagar
4. Amenities
5. Student Housing
6. Faculty Housing
7. Vice Chancellor's Bungalow

- P1 - Parking Gate No. 1  
P2 - Parking Gate No. 2  
P3 - Parking Academic Spine

- ..... Way to Academic Spine
- ..... Way to Faculty Housing & Vice Chancellor's Bungalow
- ..... Way to Student Housing
- ..... Way to Teaching Blocks / Sports Field

- 1. Main Entry
- 2. Administration Building
- 3. Academic Spine
- 4. Campus Inn
- 5. International Center
- 6. Amphitheatre
- 7. Library
- 8. Campus Amenities
- 9. Student Center
- 10. Sports Center
- 11. Sports Field
- 12. Faculty Club
- 13. Infirmary
- 14. Commercial Market, Bank and Post Office
- 15. Teaching Blocks
- 16. Student Housing
- 17. Dining
- 18. Kamal Sagar
- 19. Faculty Housing
- 20. Parking
- 21. Vice Chancellors Bungalow
- 22. Substations

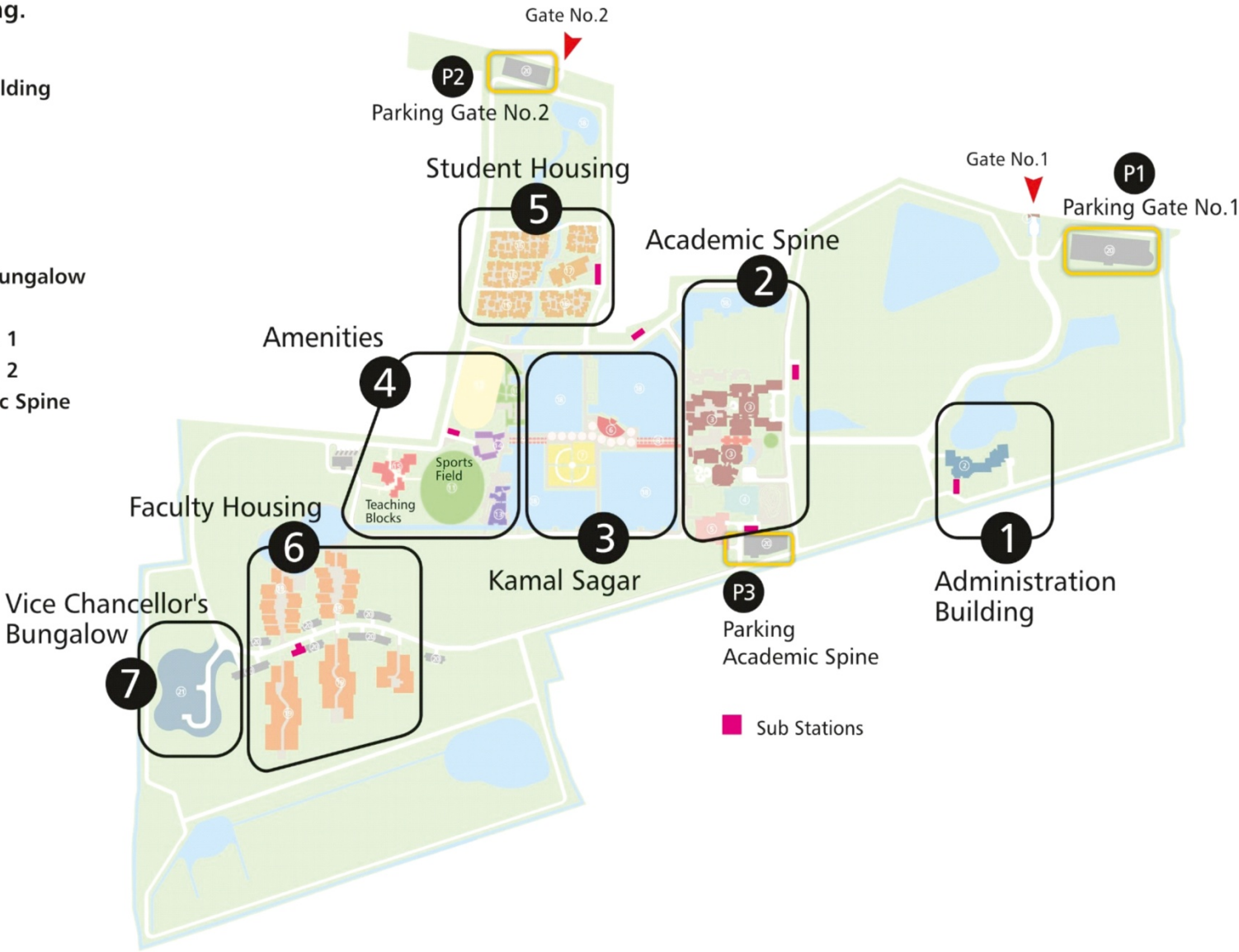




The campus has been divided in 7 major clusters, and 3 main parking.

- 1. Administration Building
- 2. Academic Spine
- 3. Kamal Sagar
- 4. Amenities
- 5. Student Housing
- 6. Faculty Housing
- 7. Vice Chancellor's Bungalow

P1 - Parking Gate No. 1  
P2 - Parking Gate No. 2  
P3 - Parking Academic Spine

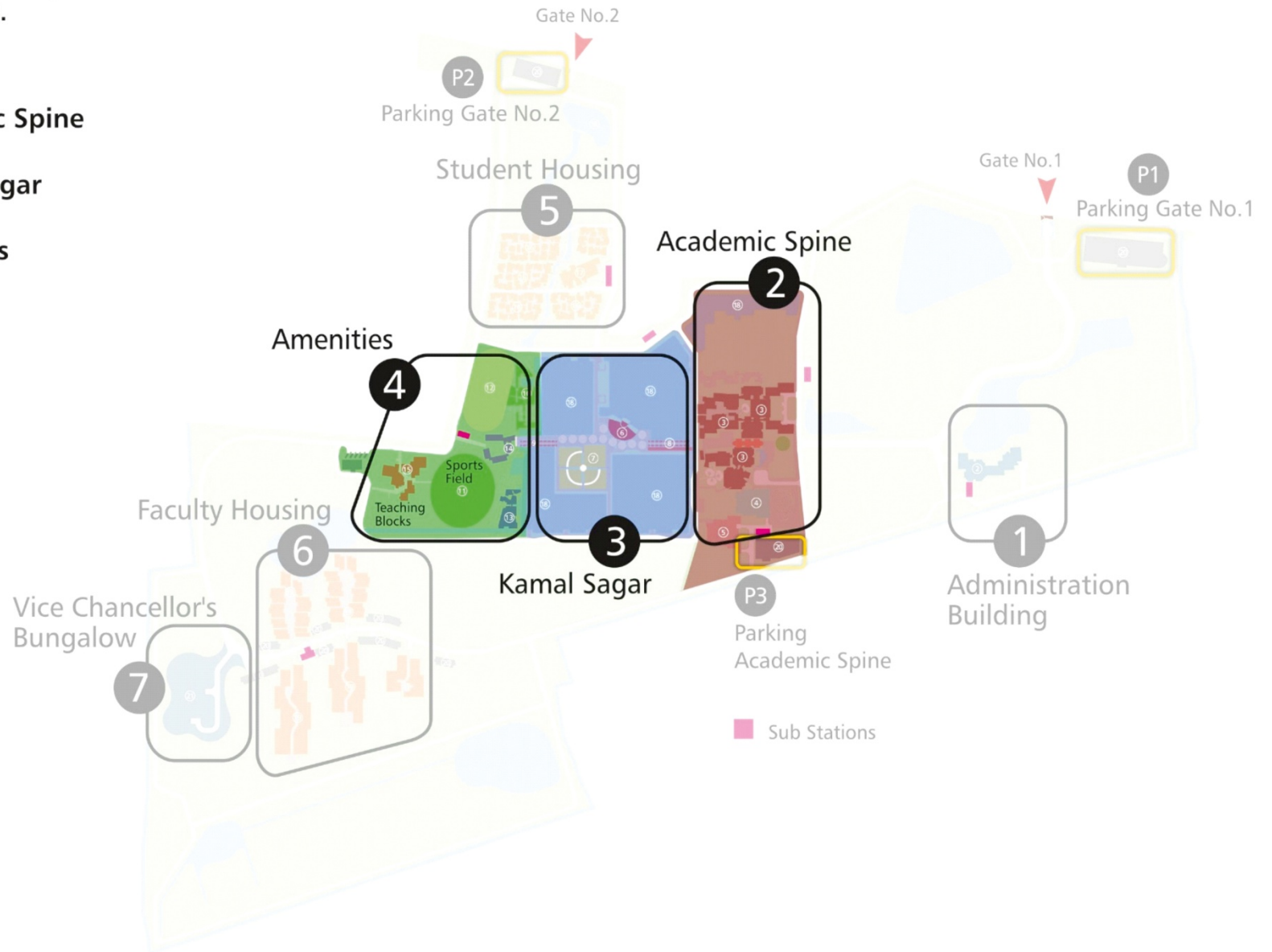


These are the 3 major cluster:  
of this campus.

**2** Academic Spine

**3** Kamal Sagar

**4** Amenities





## 2 Academic Spine

- Lab 1 & 2
- Block-B, C, D, E, F
- Faculty Cabins
- Teaching Block
- Inter Relation Office and controller of Examination
- Communication Center
- Campus Inn
- International Center
- Museum (Phase2)
- Auditorium (Phase2)

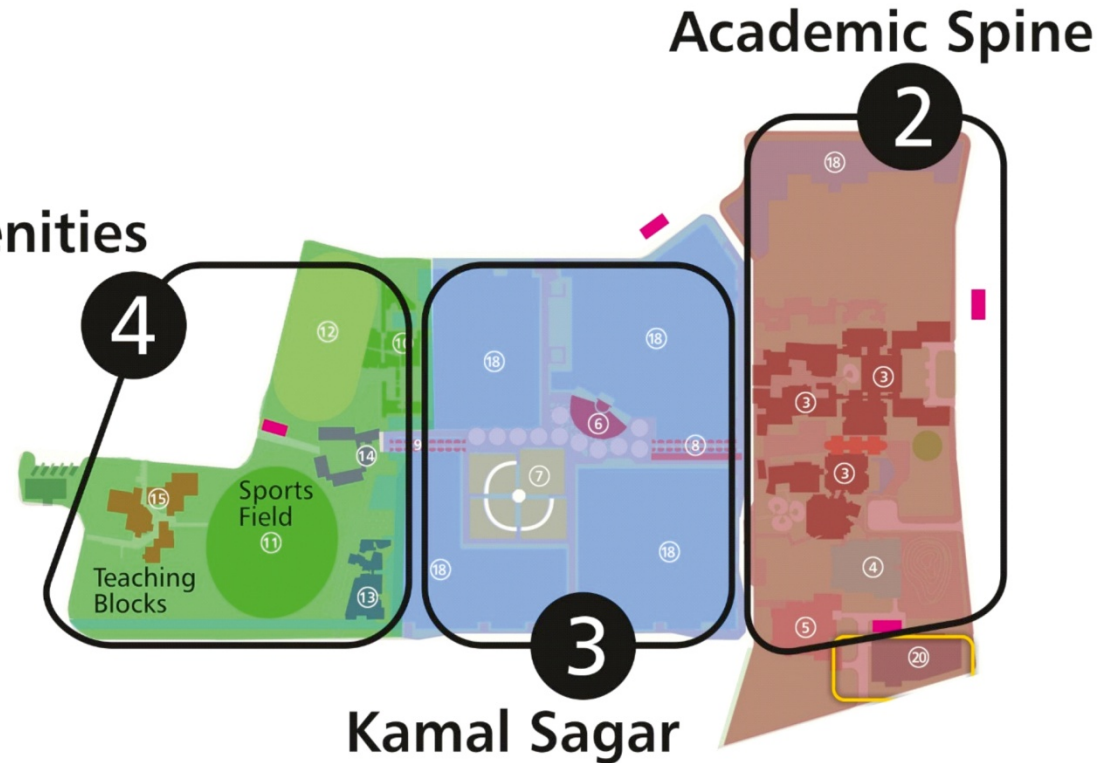
## 3 Kamal Sagar

- Library
- Amphitheatre
- Campus Amenities
- Student Center

## 4 Amenities

- Sports Center
- Faculty Club
- Infirmary
- Commercial Market Bank & Post Office
- Sports Field
- Teaching Block 1, 2, 3
- Multipurpose Hall (Phase2)

## Amenities







Nālandā  
UNIVERSITY



- 3. Academic Spine
- 4. Campus Inn
- 5. International Center
- 6. Amphitheatre
- 7. Library
- 8. Campus Amenities
- 9. Student Center
- 10. Sports Center
- 11. Sports Field
- 12. Faculty Club
- 13. Infirmary
- 14. Commercial Market
- Bank and Post Office
- 15. Teaching Blocks
- 18. Kamal Sagar
- 20. Parking



# **INTERNAL SIGN TYPES**



## Internal Sign Types

Once a visitor, student or staff member finds the building they are looking for, it is likely that they may need additional guidance to figure out where to go within that building and to understand the rules, if any, to be followed once inside the particular building/area. Indoor directional signage helps people to find their way and confirm that they are in the right spot. Some ways to use indoor way-finding signs include:

### 1. Map Key for the foyer area of Building/Block

(Sign Type: Identification)

Once a visitor or student enters the building/block, Foyer Building Map Key shows the useful information about what is where in that building/block and directs people to particular areas. Foyer Building Map Key can be placed at the foyer entrance of the building/block.

### 2. Map Key for the foyer area near Elevator/Staircase

(Sign Type: Identification)

Map key with necessary information near elevators and stairs guides people by providing them with required information, such as locations of the meeting room, washroom, etc.

### 3. Internal wayfinding

The wayfinding system guides the navigation into and through the built environment, providing numerous clues for users to find where to go with the help of arrows that point to one way or another.

### 4. Departmental Door Plaques

(Sign Type: Identification)

Departmental Door Plaques are used to identify each and every room of the building. These Plaques can be placed next to the doorway. First-time visitors will be able to navigate rooms of the buildings using Departmental Door Plaques intuitively. By assigning names and numbers to conference rooms, meeting spaces, offices and event halls, a student can find the right classroom on the first day of the semester. Visitors will be able to get to the right assembly room or office.

1. Classroom
2. Discussion Room

### 5. Designated Name Plates

(Sign Type: Identification)

Designated Name Plate is a very significant tool in giving information such as designation of personnel or departments. Each personalized name sign helps with navigation, creating a sense of decorum. It is important to be able to easily find where employees sit and Designated Name Plates can help people quickly locate staff members with custom door name plates, door signs and desk plates.




Colours are significant to identify areas, departments and places covered under signage design. It also plays a remarkable and an important role in signage design.

A well defined colour coding system is easy to remember when applied to signage. It gives viewer/visitor a better experience.

We thoughtfully defined each colour to a specific floor in a specific order.

**Maroon** has been taken for the Ground Floor as the base layer represents the Land and Architecture; **Green** for the First Floor as the middle layer represents the surrounding Nature and **Blue** for the second floor as top layer represents the Sky.

Following this all the signage will be in same colour which is defined to that specific floor.




# Internal Sign Types

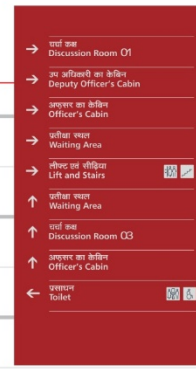
Building Map + Key



Floor Map + Key



Wayfinding Singage



Room Name Singage

अध्ययन कक्षा  
Classroom 02

पर्याय कक्षा  
Discussion Room 03

Personalised Name Singage

प्रोफेसर डॉ. अरवि  
गोपाल  
Professor & Dean  
01

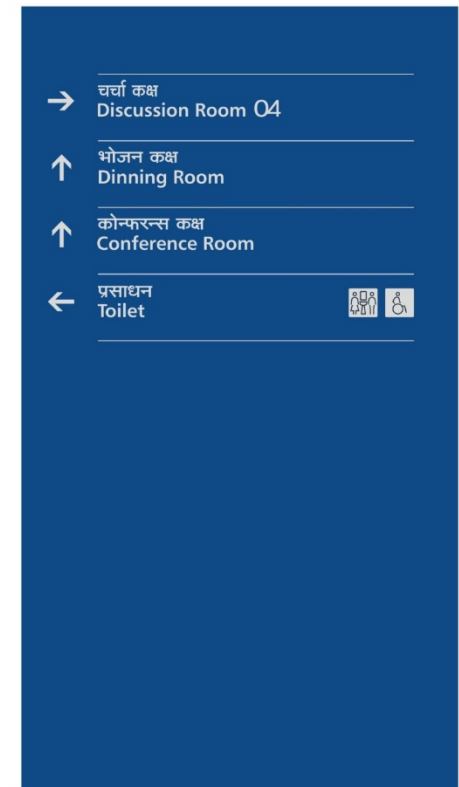
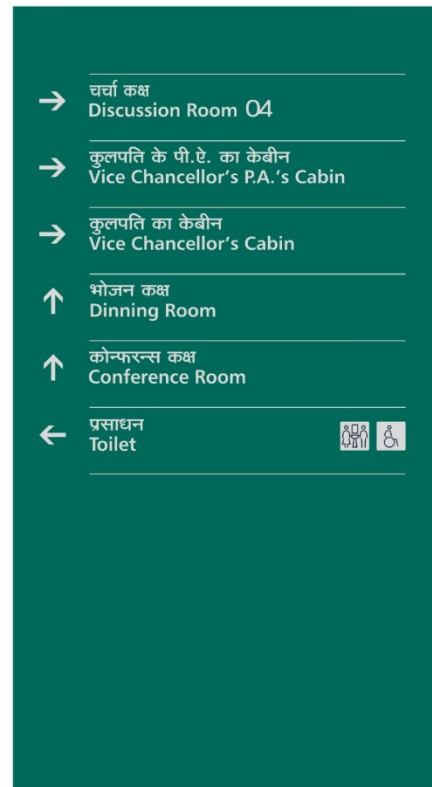
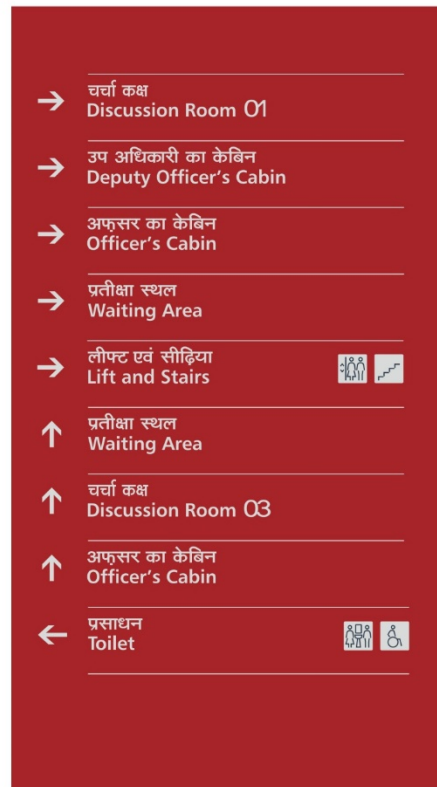


## Internal Wayfinding Signage - Directional

Size - 90cm x 50cm

Material - 1.5mm SS Plate

Process - etching





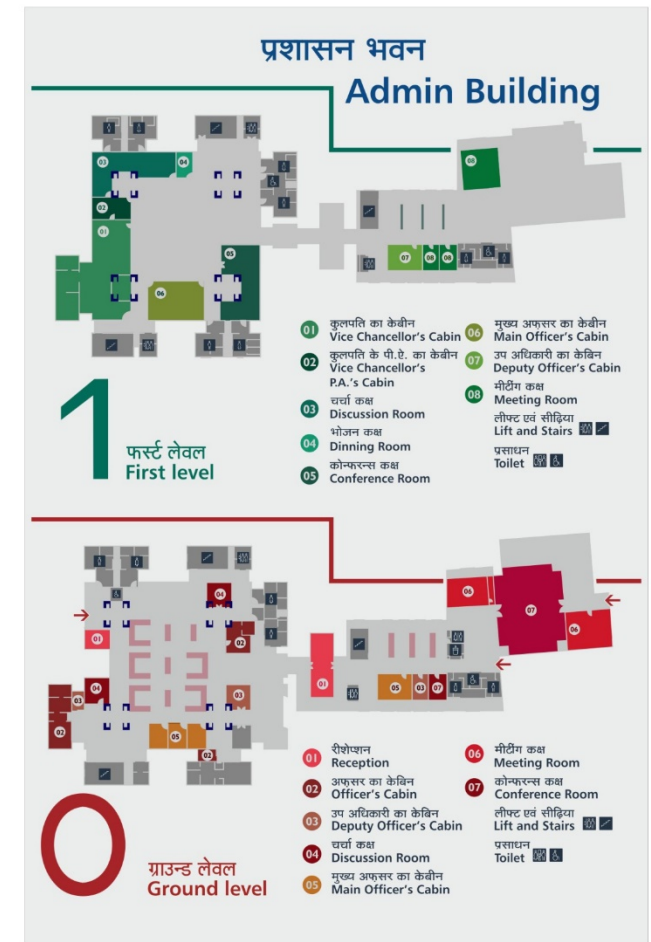
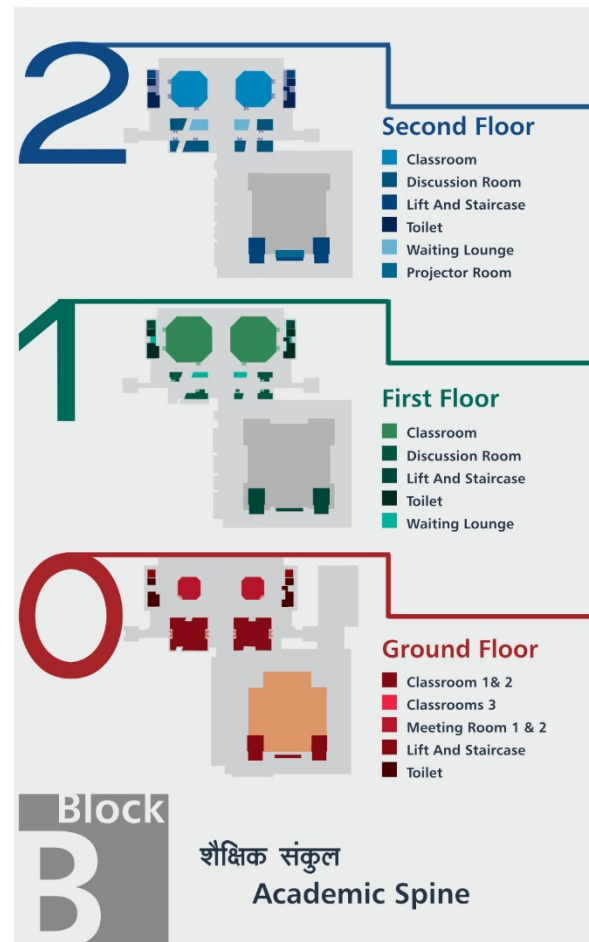
## Map Key for the foyer area

Building/Block

Size - 90cm x 60cm

Material - 3mm SS Plate

Process - etching







→ 1st Floor  
→ 2nd Floor  
→ 3rd Floor  
→ 4th Floor  
→ 5th Floor  
→ 6th Floor  
→ 7th Floor  
→ 8th Floor  
→ 9th Floor  
→ 10th Floor  
→ 11th Floor  
→ 12th Floor  
→ 13th Floor  
→ 14th Floor  
→ 15th Floor  
→ 16th Floor  
→ 17th Floor  
→ 18th Floor  
→ 19th Floor  
→ 20th Floor  
→ 21st Floor  
→ 22nd Floor  
→ 23rd Floor  
→ 24th Floor  
→ 25th Floor  
→ 26th Floor  
→ 27th Floor  
→ 28th Floor  
→ 29th Floor  
→ 30th Floor  
→ 31st Floor  
→ 32nd Floor  
→ 33rd Floor  
→ 34th Floor  
→ 35th Floor  
→ 36th Floor  
→ 37th Floor  
→ 38th Floor  
→ 39th Floor  
→ 40th Floor  
→ 41st Floor  
→ 42nd Floor  
→ 43rd Floor  
→ 44th Floor  
→ 45th Floor  
→ 46th Floor  
→ 47th Floor  
→ 48th Floor  
→ 49th Floor  
→ 50th Floor  
→ 51st Floor  
→ 52nd Floor  
→ 53rd Floor  
→ 54th Floor  
→ 55th Floor  
→ 56th Floor  
→ 57th Floor  
→ 58th Floor  
→ 59th Floor  
→ 60th Floor  
→ 61st Floor  
→ 62nd Floor  
→ 63rd Floor  
→ 64th Floor  
→ 65th Floor  
→ 66th Floor  
→ 67th Floor  
→ 68th Floor  
→ 69th Floor  
→ 70th Floor  
→ 71st Floor  
→ 72nd Floor  
→ 73rd Floor  
→ 74th Floor  
→ 75th Floor  
→ 76th Floor  
→ 77th Floor  
→ 78th Floor  
→ 79th Floor  
→ 80th Floor  
→ 81st Floor  
→ 82nd Floor  
→ 83rd Floor  
→ 84th Floor  
→ 85th Floor  
→ 86th Floor  
→ 87th Floor  
→ 88th Floor  
→ 89th Floor  
→ 90th Floor  
→ 91st Floor  
→ 92nd Floor  
→ 93rd Floor  
→ 94th Floor  
→ 95th Floor  
→ 96th Floor  
→ 97th Floor  
→ 98th Floor  
→ 99th Floor  
→ 100th Floor











## Administration Building Floor Map Key for the foyer area near Elevator/Staircase

Size - 90cm x 60cm

Material - 3mm SS Plate

Process - etching





**Departmental Door  
Plate**

Size - 30cm x 10cm

Material - 1.5 mm SS Plate

Process - etching

or

Size - 30cm x 10cm

Material - 3m Vinyl

Process - Printing

अध्ययन कक्ष  
Classroom

06

अध्ययन कक्ष  
Classroom

03


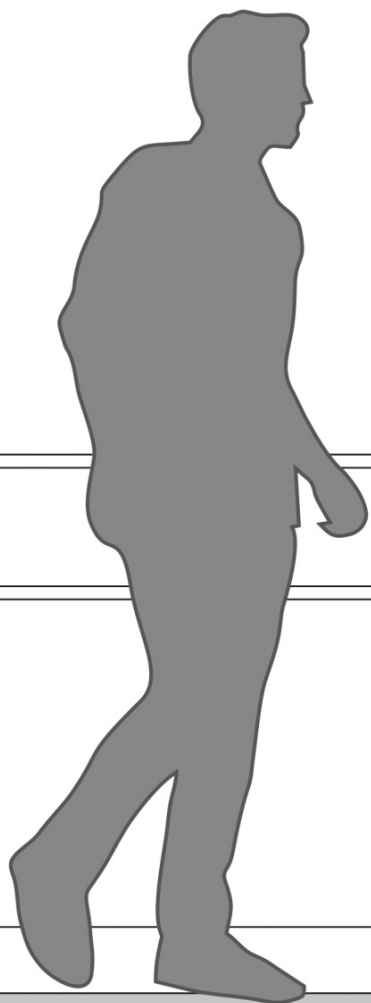
अध्ययन कक्ष  
Classroom

02

अध्ययन कक्ष  
Classroom

02

3' x 6'



अध्ययन कक्ष  
Classroom

02



The image shows a modern classroom or lecture hall. The ceiling is a complex grid of dark metal beams with square openings. The walls are covered in vertical wooden slats. In the foreground, there are rows of wooden desks and chairs. The text 'अध्ययन कक्ष' and 'Classroom' is overlaid on a red rectangular background in the center of the image.

# अध्ययन कक्ष Classroom



**Designated Name  
Plates**

**Size - 30cm x 10cm**

**Material - 3mm SS Plate**

**Process - etching**

**अध्यापक एवं अध्यक्ष**

स्कुल ओफ बुद्धिस्ट स्टडीज़

**Professor & Dean**

School of Buddhist Studies

08

**अध्यापक एवं अध्यक्ष**

स्कुल ओफ बुद्धिस्ट स्टडीज़

**Professor & Dean**

School of Buddhist Studies

02

**अध्यापक एवं अध्यक्ष**

स्कुल ओफ बुद्धिस्ट स्टडीज़

**Professor & Dean**


School of Buddhist Studies

01



वाईस चांसलर  
Vice Chancellor  
Hulanda University





अध्यक्ष एवं अध्यक्ष  
एन. एम. एन. एन.  
Professor & Dean  
School of Business Studies









**Numbers for Hotel Rooms  
(Campus Inn & International Centre)**

**Size - 11cm x 5.5cm**

**Material - 3mm SS Plate**

**Process - etching**

**Colour: "Maroon" (for Girl's Hostel)**



**Colour: "Blue" (for Boy's Hostel)**

